



2022

Cook County Executive Budget Recommendation

Volume 2
Department Line Item



Toni Preckwinkle

Toni Preckwinkle
Cook County Board President

HOW TO READ VOLUME II OF THE COOK COUNTY BUDGET BOOK

The President's Executive Budget Recommendation contains summary information about the proposed appropriations of Cook County Bureaus and Departments. This is the most detailed and comprehensive look at Cook County's numerous departmental budgets and personnel position information. A Bureau-level summary of appropriations and positions is followed by information organized by appropriation classification. Volume II also includes information on the mission of each Bureau and Department, highlights from this budget year and goals for the upcoming budget year.

1010 OFFICE OF THE PRESIDENT } DEPARTMENT NAME
 DEPARTMENT NUMBER

DISTRIBUTION BY APPROPRIATION CLASSIFICATION

Account	2021 Approved & Adopted	Department Request	President's Recommendation	Difference
Personal Services ← APPROPRIATION CLASSIFICATION				
501005-Salaries and Wages of Employees With Benefits	2,446,385	3,070,861	3,070,861	624,476
501510-Mandatory Medicare Cost	36,638	43,890	43,890	7,252
501585-Insurance Benefits	360,424	369,273	369,273	8,849
501765-Professional Develop/Fees	150,300	105,800	105,800	(44,500)
501835-Transportation and Travel Expenses	38,178	41,000	41,000	2,822
Personal Services Total	3,031,925	3,630,823	3,630,823	598,899
Contractual Service				
520149-Communication Services	9,462	14,243	14,243	4,781
520259-Postage	400	400	400	0
520485-Graphics and Reproduction Services	5,000	5,000	5,000	0
520825-Professional Services	444,500	331,500	331,500	(113,000)
521300-Special or Coop Programs	12,582	12,584	12,584	2
Contractual Service Total	471,944	363,727	363,727	(108,217)

PERSONAL SERVICES - SUMMARY OF POSITIONS BY PROGRAM AND JOB CODE

Job Code/Title	Grade	2021 Approved & Adopted		2022 Department Request		2022 President's Recommendation	
		FTE Pos.	Salaries	FTE Pos.	Salaries	FTE Pos.	Salaries
16895-Office of the President ← DEPARTMENT PROGRAM							
0013-Pres Board of County Commissio		1.0	170,000	1.0	170,000	1.0	170,000
0048-Administrative Assistant III	16	1.0	47,693	1.0	48,610	1.0	48,610
0253-Business Manager III	22	-	-	1.0	76,043	1.0	76,043
1031-Special Assistant	24	1.0	93,636	1.0	93,636	1.0	93,636
4770-Chief of Staff	24	1.0	188,313	1.0	188,312	1.0	188,312
4771-Deputy Chief of Staff	24	2.0	285,600	2.0	290,000	2.0	290,000
6236-Aide to the President	22	1.0	102,315	1.0	104,381	1.0	104,381
6237-Aide to the Chief of Staff	22	-	1	1.0	76,043	1.0	76,043
6238-Aide to the Dep Chf of Staff	20	-	1	1.0	62,912	1.0	62,912
8757-Dir of Equity & Inclusion	24	1.0	110,000	1.0	110,000	1.0	110,000
8758-Director of Policy	24	1.0	91,800	1.0	91,800	1.0	91,800
9999-TEMPORARY EMPLOYEES		-	-	4.0	410,000	4.0	410,000
		9.0	\$1,089,359	16.0	\$1,721,736	16.0	\$1,721,736

← POSITION CODE AND TITLE

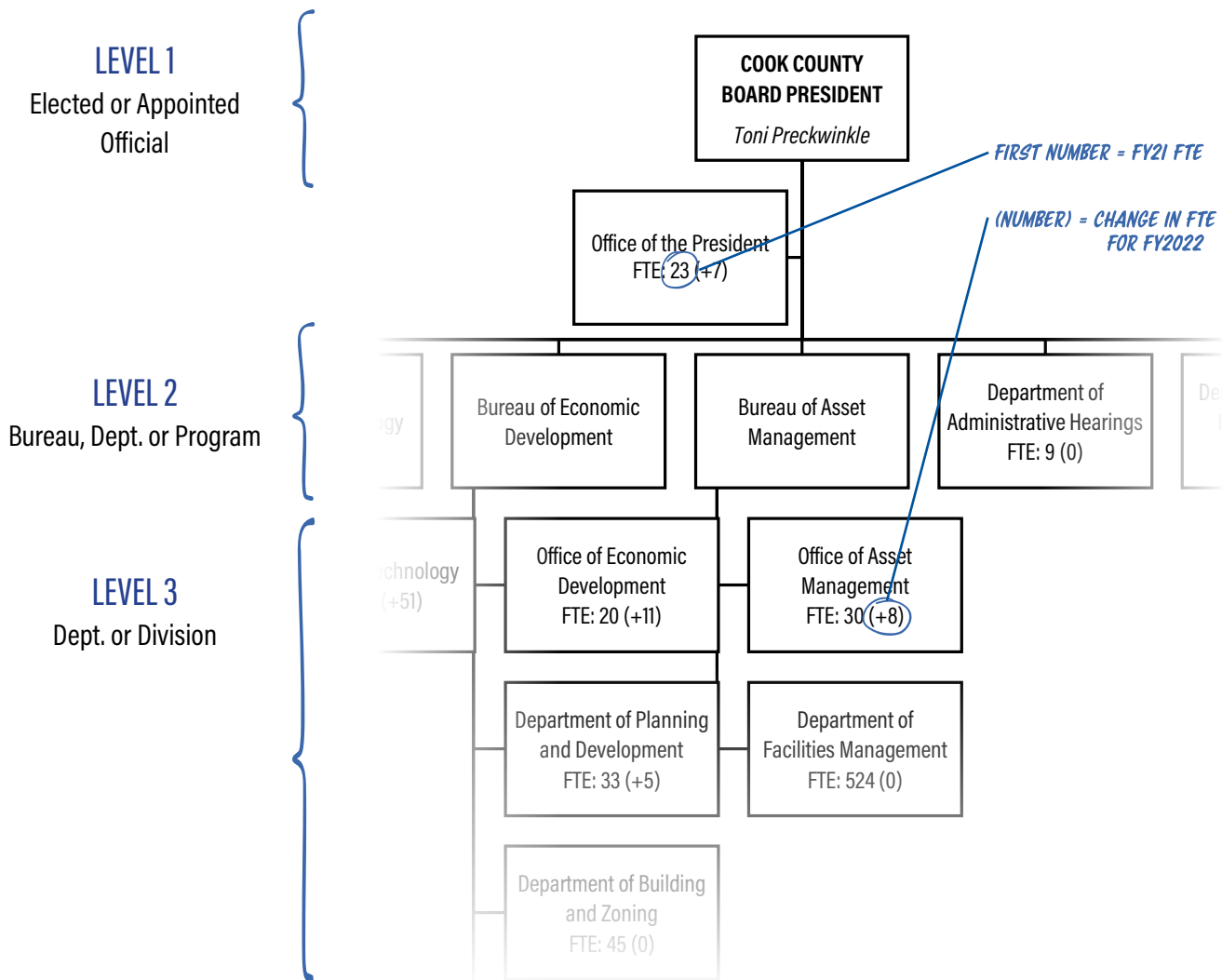
← ANNUAL SALARY OR RATE

NUMBER OF DEPARTMENT FTE * POSITIONS *(FULL-TIME EQUIVALENT)

HOW TO READ ORGANIZATIONAL CHARTS

This section contains a sample table to help better understand how to read organizational charts in this budget book. These charts provide details on the structure of each elected and appointed office. These charts are limited to two levels beneath the elected official meaning you will see the name of the elected official, followed by the bureaus under that office and then the departments under each bureau. These charts will be included in the Executive Budget Recommendation and subsequent Annual Appropriation Bill.

These charts also include information on full-time equivalent (FTE) positions within each office. The first number represents the FY2021 approved FTE count while the number in parenthesis indicates the addition or reduction in FTEs for FY2022.



OFFICES UNDER THE PRESIDENT

OFFICE OF THE PRESIDENT	A-4
JUSTICE ADVISORY COUNCIL	A-9
OFFICE OF CHIEF ADMINISTRATIVE OFFICER.	A-26
DEPARTMENT OF ENVIRONMENT AND SUSTAINABILITY	A-32
MEDICAL EXAMINER	A-37
DEPARTMENT OF EMERGENCY MANAGEMENT AND REGIONAL SECURITY	A-43
DEPARTMENT OF TRANSPORTATION AND HIGHWAYS	A-48
PEG ACCESS SUPPORT FUND.	A-51
ENVIRONMENTAL CONTROL SOLID WASTE FEE	A-52
MFT ILLINOIS FIRST (1ST)	A-55
TOWNSHIP ROADS	A-60
MOTOR FUEL TAX	A-61
ANIMAL CONTROL DEPARTMENT.	A-62
COOK COUNTY LAW LIBRARY.	A-67
OFFICE OF THE CHIEF FINANCIAL OFFICER	A-82
REVENUE.	A-87
RISK MANAGEMENT	A-93
BUDGET & MANAGEMENT SERVICES	A-98
COUNTY COMPTROLLER	A-103
CONTRACT COMPLIANCE	A-108
OFFICE OF THE CHIEF PROCUREMENT OFFICER.	A-113
CORONAVIRUS RELIEF FUND	A-118
SELF - INSURANCE FUND	A-119
ANNUITY AND BENEFITS FUND.	A-120
DEBT SERVICE: BOND AND INTEREST FUNDS	A-121
DEPARTMENT OF HUMAN RESOURCES	A-142
EMPLOYEE APPEALS BOARD	A-148
DEPARTMENT OF LABOR RELATIONS	A-150
ENTERPRISE TECHNOLOGY	A-164
GEOGRAPHIC INFORMATION SYSTEMS	A-170
OFFICE OF ECONOMIC DEVELOPMENT	A-181
PLANNING AND DEVELOPMENT	A-186
BUILDING AND ZONING	A-191
ZONING BOARD OF APPEALS	A-196
HUD SECTION 108 LOAN PROGRAM	A-201
CORONAVIRUS RELIEF FUND	A-202
OFFICE OF ASSET MANAGEMENT	A-212
DEPARTMENT OF FACILITIES MANAGEMENT	A-217

COUNTY AUDITOR	A-230
DEPARTMENT OF ADMINISTRATIVE HEARINGS	A-240
DEPARTMENT OF HUMAN RIGHTS AND ETHICS	A-246
BOARD OF ELECTION COMMISSIONERS	
BOARD OF ELECTION COMMISSIONERS.	B-2
COOK COUNTY BOARD OF COMMISSIONERS	
OFFICE OF THE SECRETARY TO THE BOARD OF COMMISSIONERS	C-4
FIRST DISTRICT - OFFICE OF THE COUNTY COMMISSIONER.	C-9
SECOND DISTRICT - OFFICE OF THE COUNTY COMMISSIONER	C-13
THIRD DISTRICT - OFFICE OF THE COUNTY COMMISSIONER	C-17
FOURTH DISTRICT - OFFICE OF THE COUNTY COMMISSIONER	C-21
FIFTH DISTRICT - OFFICE OF THE COUNTY COMMISSIONER.	C-25
SIXTH DISTRICT - OFFICE OF THE COUNTY COMMISSIONER.	C-29
SEVENTH DISTRICT - OFFICE OF THE COUNTY COMMISSIONER	C-33
EIGHTH DISTRICT - OFFICE OF THE COUNTY COMMISSIONER.	C-37
NINTH DISTRICT - OFFICE OF THE COUNTY COMMISSIONER	C-41
TENTH DISTRICT - OFFICE OF THE COUNTY COMMISSIONER	C-45
ELEVENTH DISTRICT - OFFICE OF THE COUNTY COMMISSIONER.	C-49
TWELFTH DISTRICT - OFFICE OF THE COUNTY COMMISSIONER	C-53
THIRTEENTH DISTRICT - OFFICE OF THE COUNTY COMMISSIONER	C-57
FOURTEENTH DISTRICT - OFFICE OF THE COUNTY COMMISSIONER.	C-61
FIFTEENTH DISTRICT - OFFICE OF THE COUNTY COMMISSIONER	C-65
SIXTEENTH DISTRICT - OFFICE OF THE COUNTY COMMISSIONER	C-69
SEVENTEENTH DISTRICT - OFFICE OF THE COUNTY COMMISSIONER	C-73
OFFICE OF THE INDEPENDENT INSPECTOR GENERAL	
OFFICE OF THE INDEPENDENT INSPECTOR GENERAL	D-2
COOK COUNTY LAND BANK AUTHORITY	
COOK COUNTY LAND BANK AUTHORITY	E-2
COOK COUNTY HEALTH	
HEALTH SYSTEM ADMINISTRATION	F-9
CERMAK HEALTH SERVICES OF COOK COUNTY	F-20
HEALTH SERVICES - JTDC	F-27
PROVIDENT HOSPITAL OF COOK COUNTY.	F-32
AMBULATORY AND COMMUNITY HEALTH NETWORK OF COOK COUNTY	F-42
RUTH M. ROTHSTEIN CORE CENTER	F-55
DEPARTMENT OF PUBLIC HEALTH	F-61
HEALTH PLAN SERVICES.	F-67
JOHN H. STROGER, JR. HOSPITAL OF COOK COUNTY	F-74

FIXED CHARGES AND SPECIAL PURPOSE APPROPRIATIONS - HEALTH	F-119
LEAD POISONING PREVENTION FUND.	F-120
TB SANITARIUM DISTRICT	F-123
ASSESSOR	
COUNTY ASSESSOR	G-4
ASSESSOR SPECIAL REVENUE FUND	G-12
ERRONEOUS HOMESTEAD EXEMPTION RECOVERY FUND	G-13
COOK COUNTY ASSESSOR GIS FEE FUND	G-16
BOARD OF REVIEW	
BOARD OF REVIEW	H-2
COUNTY CLERK	
COUNTY CLERK	I-4
COUNTY CLERK - ELECTIONS DIVISION FUND	I-14
COUNTY CLERK - AUTOMATION FUND	I-19
COUNTY CLERK - DOCUMENT STORAGE SYSTEM FUND	I-22
COUNTY CLERK - GIS FEE FUND	I-25
COUNTY TREASURER	
COUNTY TREASURER.	J-2
COUNTY TREASURER - TAX SALES AUTOMATION FUND	J-7
CHIEF JUDGE	
OFFICE OF THE CHIEF JUDGE	K-7
ADULT PROBATION DEPARTMENT	K-16
JUDICIARY	K-22
PUBLIC GUARDIAN	K-27
FORENSIC CLINICAL SERVICES	K-34
SOCIAL SERVICE.	K-39
JUVENILE PROBATION AND COURT SERVICES	K-45
JUVENILE TEMPORARY DETENTION CENTER	K-51
CIRCUIT COURT - ILLINOIS DISPUTE RESOLUTION FUND	K-58
ADULT PROBATION/PROBATION SERVICE FEE FUND	K-59
SOCIAL SERVICE/PROBATION AND COURT SERVICES FUND.	K-60
CLERK OF THE CIRCUIT COURT	
CLERK OF THE CIRCUIT COURT - OFFICE OF THE CLERK	L-4
CLERK OF THE CIRCUIT COURT - AUTOMATION FUND	L-18
CLERK OF THE CIRCUIT COURT - DOCUMENT STORAGE FUND	L-21
CLERK OF THE CIRCUIT COURT - ADMINISTRATIVE FUND	L-24
CLERK OF THE CIRCUIT COURT - ELECTRONIC CITATION FUND	L-27

PUBLIC ADMINISTRATOR

PUBLIC ADMINISTRATOR M-2

PUBLIC DEFENDER

PUBLIC DEFENDER N-2
 PD RECORDS AUTOMATION FUND N-10

SHERIFF

OFFICE OF THE SHERIFF 0-6
 SHERIFF'S ADMINISTRATION 0-11
 OFFICE OF PROFESSIONAL REVIEW, PROFESSIONAL INTEGRITY & SPECIAL INVESTIGATIONS 0-21
 INFORMATION TECHNOLOGY 0-26
 COURT SERVICES DIVISION 0-32
 POLICE DEPARTMENT 0-38
 COMMUNITY CORRECTIONS DEPARTMENT 0-44
 DEPARTMENT OF CORRECTIONS 0-49
 SHERIFF'S MERIT BOARD 0-59
 INTERGOVERNMENTAL AGREEMENT/ETSB 0-64
 VEHICLE PURCHASE FUND 0-67
 SHERIFF'S WOMEN'S JUSTICE SERVICES 0-68
 PHARMECEUTICAL DISPOSAL FUND 0-69
 SHERIFF'S OPERATIONS STATE ASSET FORFEITURE 0-70
 SHERIFF'S MONEY LAUNDERING STATE ASSET FORFEITURE 0-71

STATE'S ATTORNEY

STATE'S ATTORNEY P-7
 STATE'S ATTORNEY - NARCOTICS FORFEITURE P-16
 STATE'S ATTORNEY - RECORDS AUTOMATION FUND P-19

SPECIAL APPROPRIATIONS AND FIXED CHARGES

FIXED CHARGES AND SPECIAL PURPOSE APPROPRIATIONS - CORPORATE Q-3
 FIXED CHARGES AND SPECIAL PURPOSE APPROPRIATIONS - PUBLIC SAFETY Q-4
 AMERICAN RESCUE PLAN ACT (ARPA) FUND Q-5
 EQUITY FUND SPF Q-11

ADULT PROBATION DEPARTMENT	K-16
ADULT PROBATION/PROBATION SERVICE FEE FUND	K-59
AMBULATORY AND COMMUNITY HEALTH NETWORK OF COOK COUNTY.	F-42
AMERICAN RESCUE PLAN ACT (ARPA) FUND	Q-5
ANIMAL CONTROL DEPARTMENT	A-62
ANNUITY AND BENEFITS FUND	A-120
ASSESSOR SPECIAL REVENUE FUND.	G-12
BOARD OF ELECTION COMMISSIONERS	B-2
BOARD OF REVIEW	H-2
BUDGET & MANAGEMENT SERVICES.	A-98
BUILDING AND ZONING	A-191
CERMAK HEALTH SERVICES OF COOK COUNTY.	F-20
CIRCUIT COURT - ILLINOIS DISPUTE RESOLUTION FUND	K-58
CLERK OF THE CIRCUIT COURT - ADMINISTRATIVE FUND.	L-24
CLERK OF THE CIRCUIT COURT - AUTOMATION FUND	L-18
CLERK OF THE CIRCUIT COURT - DOCUMENT STORAGE FUND.	L-21
CLERK OF THE CIRCUIT COURT - ELECTRONIC CITATION FUND	L-27
CLERK OF THE CIRCUIT COURT - OFFICE OF THE CLERK	L-4
COMMUNITY CORRECTIONS DEPARTMENT	O-44
CONTRACT COMPLIANCE	A-108
COOK COUNTY ASSESSOR GIS FEE FUND	G-16
COOK COUNTY LAND BANK AUTHORITY.	E-2
COOK COUNTY LAW LIBRARY	A-67
CORONAVIRUS RELIEF FUND.	A-118
CORONAVIRUS RELIEF FUND.	A-202
COUNTY ASSESSOR	G-4
COUNTY AUDITOR	A-230
COUNTY CLERK.	I-4
COUNTY CLERK - AUTOMATION FUND	I-19
COUNTY CLERK - DOCUMENT STORAGE SYSTEM FUND	I-22
COUNTY CLERK - ELECTIONS DIVISION FUND	I-14
COUNTY CLERK - GIS FEE FUND.	I-25
COUNTY COMPTROLLER	A-103
COUNTY TREASURER	J-2
COUNTY TREASURER - TAX SALES AUTOMATION FUND.	J-7
COURT SERVICES DIVISION	O-32
DEBT SERVICE: BOND AND INTEREST FUNDS.	A-121
DEPARTMENT OF ADMINISTRATIVE HEARINGS.	A-240
DEPARTMENT OF CORRECTIONS	O-49
DEPARTMENT OF EMERGENCY MANAGEMENT AND REGIONAL SECURITY.	A-43
DEPARTMENT OF ENVIRONMENT AND SUSTAINABILITY	A-32
DEPARTMENT OF FACILITIES MANAGEMENT	A-217
DEPARTMENT OF HUMAN RESOURCES	A-142

DEPARTMENT OF HUMAN RIGHTS AND ETHICS A-246

DEPARTMENT OF LABOR RELATIONS. A-150

DEPARTMENT OF PUBLIC HEALTH F-61

DEPARTMENT OF TRANSPORTATION AND HIGHWAYS A-48

EIGHTH DISTRICT - OFFICE OF THE COUNTY COMMISSIONER C-37

ELEVENTH DISTRICT - OFFICE OF THE COUNTY COMMISSIONER C-49

EMPLOYEE APPEALS BOARD. A-148

ENTERPRISE TECHNOLOGY. A-164

ENVIRONMENTAL CONTROL SOLID WASTE FEE A-52

EQUITY FUND SPF Q-11

ERRONEOUS HOMESTEAD EXEMPTION RECOVERY FUND G-13

FIFTEENTH DISTRICT - OFFICE OF THE COUNTY COMMISSIONER. C-65

FIFTH DISTRICT - OFFICE OF THE COUNTY COMMISSIONER C-25

FIRST DISTRICT - OFFICE OF THE COUNTY COMMISSIONER C-9

FIXED CHARGES AND SPECIAL PURPOSE APPROPRIATIONS - CORPORATE Q-3

FIXED CHARGES AND SPECIAL PURPOSE APPROPRIATIONS - HEALTH. F-119

FIXED CHARGES AND SPECIAL PURPOSE APPROPRIATIONS - PUBLIC SAFETY. Q-4

FORENSIC CLINICAL SERVICES K-34

FOURTEENTH DISTRICT - OFFICE OF THE COUNTY COMMISSIONER C-61

FOURTH DISTRICT - OFFICE OF THE COUNTY COMMISSIONER C-21

GEOGRAPHIC INFORMATION SYSTEMS. A-170

HEALTH PLAN SERVICES F-67

HEALTH SERVICES - JTDC. F-27

HEALTH SYSTEM ADMINISTRATION. F-9

HUD SECTION 108 LOAN PROGRAM. A-201

INFORMATION TECHNOLOGY. O-26

INTERGOVERNMENTAL AGREEMENT/ETSB O-64

JOHN H. STROGER, JR. HOSPITAL OF COOK COUNTY F-74

JUDICIARY. K-22

JUSTICE ADVISORY COUNCIL A-9

JUVENILE PROBATION AND COURT SERVICES K-45

JUVENILE TEMPORARY DETENTION CENTER K-51

LEAD POISONING PREVENTION FUND F-120

MEDICAL EXAMINER. A-37

MFT ILLINOIS FIRST (1ST). A-55

MOTOR FUEL TAX. A-61

NINTH DISTRICT - OFFICE OF THE COUNTY COMMISSIONER. C-41

OFFICE OF ASSET MANAGEMENT A-212

OFFICE OF CHIEF ADMINISTRATIVE OFFICER A-26

OFFICE OF ECONOMIC DEVELOPMENT. A-181

OFFICE OF PROFESSIONAL REVIEW, PROFESSIONAL INTEGRITY & SPECIAL INVESTIGATIONS O-21

OFFICE OF THE CHIEF FINANCIAL OFFICER A-82

OFFICE OF THE CHIEF JUDGE. K-7

OFFICE OF THE CHIEF PROCUREMENT OFFICER	A-113
OFFICE OF THE INDEPENDENT INSPECTOR GENERAL	D-2
OFFICE OF THE PRESIDENT	A-4
OFFICE OF THE SECRETARY TO THE BOARD OF COMMISSIONERS.	C-4
OFFICE OF THE SHERIFF	O-6
PD RECORDS AUTOMATION FUND.	N-10
PEG ACCESS SUPPORT FUND	A-51
PHARMECEUTICAL DISPOSAL FUND	O-69
PLANNING AND DEVELOPMENT.	A-186
POLICE DEPARTMENT	O-38
PROVIDENT HOSPITAL OF COOK COUNTY	F-32
PUBLIC ADMINISTRATOR	M-2
PUBLIC DEFENDER.	N-2
PUBLIC GUARDIAN.	K-27
REVENUE	A-87
RISK MANAGEMENT	A-93
RUTH M. ROTHSTEIN CORE CENTER	F-55
SECOND DISTRICT -OFFICE OF THE COUNTY COMMISSIONER.	C-13
SELF - INSURANCE FUND.	A-119
SEVENTEENTH DISTRICT - OFFICE OF THE COUNTY COMMISSIONER.	C-73
SEVENTH DISTRICT - OFFICE OF THE COUNTY COMMISSIONER.	C-33
SHERIFF'S ADMINISTRATION.	O-11
SHERIFF'S MERIT BOARD.	O-59
SHERIFF'S MONEY LAUNDERING STATE ASSET FORFEITURE	O-71
SHERIFF'S OPERATIONS STATE ASSET FORFEITURE.	O-70
SHERIFF'S WOMEN'S JUSTICE SERVICES	O-68
SIXTEENTH DISTRICT - OFFICE OF THE COUNTY COMMISSIONER.	C-69
SIXTH DISTRICT - OFFICE OF THE COUNTY COMMISSIONER	C-29
SOCIAL SERVICE	K-39
SOCIAL SERVICE/PROBATION AND COURT SERVICES FUND	K-60
STATE'S ATTORNEY	P-7
STATE'S ATTORNEY - NARCOTICS FORFEITURE	P-16
STATE'S ATTORNEY - RECORDS AUTOMATION FUND.	P-19
TB SANITARIUM DISTRICT	F-123
TENTH DISTRICT - OFFICE OF THE COUNTY COMMISSIONER.	C-45
THIRD DISTRICT - OFFICE OF THE COUNTY COMMISSIONER.	C-17
THIRTEENTH DISTRICT - OFFICE OF THE COUNTY COMMISSIONER.	C-57
TOWNSHIP ROADS.	A-60
TWELFTH DISTRICT - OFFICE OF THE COUNTY COMMISSIONER.	C-53
VEHICLE PURCHASE FUND.	O-67
ZONING BOARD OF APPEALS	A-196

1002 AMERICAN RESCUE PLAN ACT (ARPA) FUND. A-251

1002 DEPARTMENT OF HUMAN RIGHTS AND ETHICS A-246

1007 REVENUE A-87

1008 AMERICAN RESCUE PLAN ACT (ARPA) FUND A-122

1008 RISK MANAGEMENT. A-93

1009 AMERICAN RESCUE PLAN ACT (ARPA) FUND A-173

1009 ENTERPRISE TECHNOLOGY A-164

1009 GEOGRAPHIC INFORMATION SYSTEMS (GIS). A-170

1010 AMERICAN RESCUE PLAN ACT (ARPA) FUND A-14

1010 OFFICE OF THE PRESIDENT. A-4

1011 AMERICAN RESCUE PLAN ACT (ARPA) FUND A-72

1011 OFFICE OF CHIEF ADMINISTRATIVE OFFICER A-26

1011 PEG ACCESS SUPPORT FUND A-51

1013 HUD SECTION 108 LOAN PROGRAM. A-201

1013 PLANNING AND DEVELOPMENT. A-186

1014 AMERICAN RESCUE PLAN ACT (ARPA) FUND A-125

1014 BUDGET & MANAGEMENT SERVICES. A-98

1014 CORONAVIRUS RELIEF FUND. A-118

1018 OFFICE OF THE SECRETARY TO THE BOARD OF COMMISSIONERS. C-4

1019 EMPLOYEE APPEALS BOARD. A-148

1020 AMERICAN RESCUE PLAN ACT (ARPA) FUND. A-128

1020 COUNTY COMPTROLLER A-103

1021 AMERICAN RESCUE PLAN ACT (ARPA) FUND A-131

1021 OFFICE OF THE CHIEF FINANCIAL OFFICER A-82

1021 SELF - INSURANCE FUND. A-119

1022 AMERICAN RESCUE PLAN ACT (ARPA) FUND. A-134

1022 CONTRACT COMPLIANCE. A-108

1026 DEPARTMENT OF ADMINISTRATIVE HEARINGS. A-240

1027 AMERICAN RESCUE PLAN ACT (ARPA) FUND. A-203

1027 CORONAVIRUS RELIEF FUND A-202

1027 EQUITY FUND SPF. A-206

1027 OFFICE OF ECONOMIC DEVELOPMENT. A-181

1030 AMERICAN RESCUE PLAN ACT (ARPA) FUND. A-135

1030 OFFICE OF THE CHIEF PROCUREMENT OFFICER A-113

1031 OFFICE OF ASSET MANAGEMENT A-212

1032 AMERICAN RESCUE PLAN ACT (ARPA) FUND. A-155

1032 DEPARTMENT OF HUMAN RESOURCES A-142

1033 AMERICAN RESCUE PLAN ACT (ARPA) FUND. A-158

1033 DEPARTMENT OF LABOR RELATIONS A-150

1040 AMERICAN RESCUE PLAN ACT (ARPA) FUND G-19

1040 ASSESSOR SPECIAL REVENUE FUND	G-12
1040 COOK COUNTY ASSESSOR GIS FEE FUND.	G-16
1040 COUNTY ASSESSOR.	G-4
1040 ERRONEOUS HOMESTEAD EXEMPTION RECOVERY FUND	G-13
1050 AMERICAN RESCUE PLAN ACT (ARPA) FUND	H-8
1050 BOARD OF REVIEW	H-2
1060 COUNTY TREASURER.	J-2
1060 COUNTY TREASURER - TAX SALES AUTOMATION FUND	J-7
1070 AMERICAN RESCUE PLAN ACT (ARPA) FUND.	A-235
1070 COUNTY AUDITOR	A-230
1080 OFFICE OF THE INDEPENDENT INSPECTOR GENERAL.	D-2
1081 FIRST DISTRICT -OFFICE OF THE COUNTY COMMISSIONER	C-9
1082 SECOND DISTRICT - OFFICE OF THE COUNTY COMMISSIONER	C-13
1083 THIRD DISTRICT - OFFICE OF THE COUNTY COMMISSIONER	C-17
1084 FOURTH DISTRICT - OFFICE OF THE COUNTY COMMISSIONER	C-21
1085 FIFTH DISTRICT - OFFICE OF THE COUNTY COMMISSIONER.	C-25
1086 SIXTH DISTRICT - OFFICE OF THE COUNTY COMMISSIONER.	C-29
1087 SEVENTH DISTRICT - OFFICE OF THE COUNTY COMMISSIONER.	C-33
1088 EIGHTH DISTRICT - OFFICE OF THE COUNTY COMMISSIONER.	C-37
1089 NINTH DISTRICT - OFFICE OF THE COUNTY COMMISSIONER	C-41
1090 TENTH DISTRICT - OFFICE OF THE COUNTY COMMISSIONER	C-45
1091 ELEVENTH DISTRICT - OFFICE OF THE COUNTY COMMISSIONER	C-49
1092 TWELFTH DISTRICT - OFFICE OF THE COUNTY COMMISSIONER	C-53
1093 THIRTEENTH DISTRICT - OFFICE OF THE COUNTY COMMISSIONER.	C-57
1094 FOURTEENTH DISTRICT - OFFICE OF THE COUNTY COMMISSIONER	C-61
1095 FIFTEENTH DISTRICT - OFFICE OF THE COUNTY COMMISSIONER	C-65
1096 SIXTEENTH DISTRICT - OFFICE OF THE COUNTY COMMISSIONER	C-69
1097 SEVENTEENTH DISTRICT - OFFICE OF THE COUNTY COMMISSIONER	C-73
1110 AMERICAN RESCUE PLAN ACT (ARPA) FUND	I-29
1110 COUNTY CLERK	I-4
1110 COUNTY CLERK - AUTOMATION FUND	I-19
1110 COUNTY CLERK - DOCUMENT STORAGE SYSTEM FUND	I-22
1110 COUNTY CLERK - ELECTIONS DIVISION FUND	I-14
1110 COUNTY CLERK - GIS FEE FUND	I-25
1110 COUNTY CLERK- RENTAL HOUSING SUPPORT FEE FUND	I-28
1160 AMERICAN RESCUE PLAN ACT (ARPA) FUND	A-207
1160 BUILDING AND ZONING	A-191
1161 DEPARTMENT OF ENVIRONMENT AND SUSTAINABILITY.	A-32
1161 ENVIRONMENTAL CONTROL SOLID WASTE FEE.	A-52
1170 ZONING BOARD OF APPEALS.	A-196

1200 AMERICAN RESCUE PLAN ACT (ARPA) FUND. A-227

1200 DEPARTMENT OF FACILITIES MANAGEMENT A-217

1205 EQUITY FUND A-17

1205 JUSTICE ADVISORY COUNCIL A-9

1210 INTERGOVERNMENTAL AGREEMENT/ETSB 0-64

1210 OFFICE OF THE SHERIFF 0-6

1210 PHARMECEUTICAL DISPOSAL FUND 0-69

1210 SHERIFF'S MONEY LAUNDERING STATE ASSET FORFEITURE. 0-71

1210 SHERIFF'S OPERATIONS STATE ASSET FORFEITURE 0-70

1210 SHERIFF'S WOMEN'S JUSTICE SERVICES 0-68

1210 VEHICLE PURCHASE FUND. 0-67

1214 SHERIFF'S ADMINISTRATION. 0-11

1216 OFFICE OF PROFESSIONAL REVIEW, PROFESSIONAL INTEGRITY & SPECIAL INVESTIGATIONS 0-21

1217 INFORMATION TECHNOLOGY. 0-26

1230 COURT SERVICES DIVISION 0-32

1231 POLICE DEPARTMENT 0-38

1232 COMMUNITY CORRECTIONS DEPARTMENT 0-44

1239 DEPARTMENT OF CORRECTIONS 0-49

1249 SHERIFF'S MERIT BOARD. 0-59

1250 AMERICAN RESCUE PLAN ACT (ARPA) FUND. P-22

1250 STATE'S ATTORNEY P-7

1250 STATE'S ATTORNEY - NARCOTICS FORFEITURE. P-16

1250 STATE'S ATTORNEY - RECORDS AUTOMATION FUND P-19

1259 MEDICAL EXAMINER A-37

1260 PD RECORDS AUTOMATION FUND N-10

1260 PUBLIC DEFENDER N-2

1265 AMERICAN RESCUE PLAN ACT (ARPA) FUND. A-75

1265 DEPARTMENT OF EMERGENCY MANAGEMENT AND REGIONAL SECURITY A-43

1280 ADULT PROBATION DEPARTMENT K-16

1300 JUDICIARY K-22

1305 PUBLIC GUARDIAN K-27

1310 ADULT PROBATION/PROBATION SERVICE FEE FUND K-59

1310 AMERICAN RESCUE PLAN ACT (ARPA) FUND K-62

1310 CIRCUIT COURT - ILLINOIS DISPUTE RESOLUTION FUND K-58

1310 MORTGAGE FORECLOSURE MEDIATION K-61

1310 OFFICE OF THE CHIEF JUDGE. K-7

1310 SOCIAL SERVICE/PROBATION AND COURT SERVICES FUND K-60

1312 FORENSIC CLINICAL SERVICES K-34

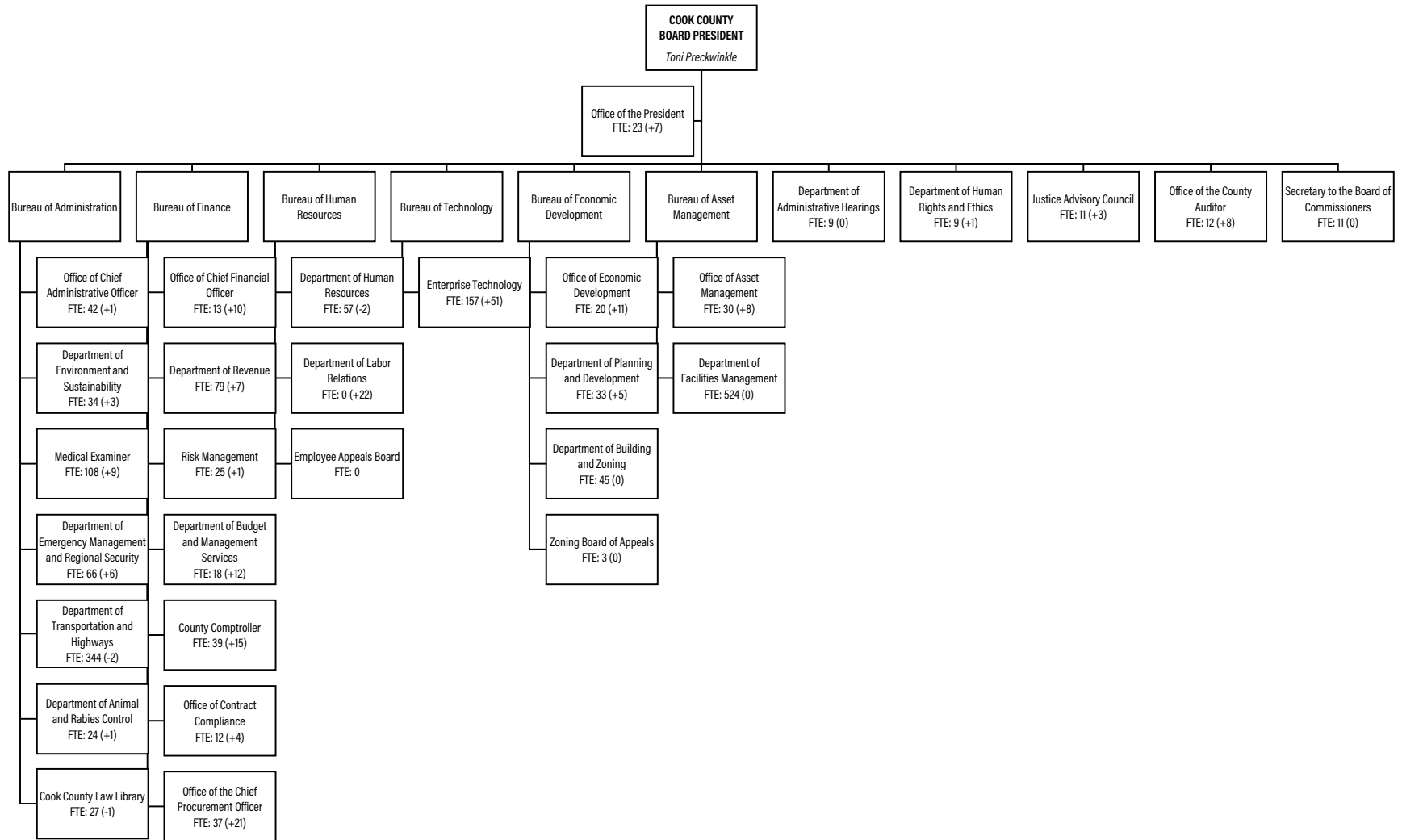
1313 AMERICAN RESCUE PLAN ACT (ARPA) FUND K-65

1313 SOCIAL SERVICE K-39

1326 JUVENILE PROBATION AND COURT SERVICES K-45

1335 AMERICAN RESCUE PLAN ACT (ARPA) FUND	L-30
1335 CLERK OF THE CIRCUIT COURT - ADMINISTRATIVE FUND	L-24
1335 CLERK OF THE CIRCUIT COURT - AUTOMATION FUND	L-18
1335 CLERK OF THE CIRCUIT COURT - DOCUMENT STORAGE FUND	L-21
1335 CLERK OF THE CIRCUIT COURT - ELECTRONIC CITATION FUND	L-27
1335 CLERK OF THE CIRCUIT COURT - OFFICE OF THE CLERK	L-4
1390 PUBLIC ADMINISTRATOR	M-2
1440 JUVENILE TEMPORARY DETENTION CENTER	K-51
1490 FIXED CHARGES AND SPECIAL PURPOSE APPROPRIATIONS - CORPORATE	Q-3
1499 FIXED CHARGES AND SPECIAL PURPOSE APPROPRIATIONS - PUBLIC SAFETY	Q-4
1500 DEPARTMENT OF TRANSPORTATION AND HIGHWAYS	A-48
1500 MFT ILLINOIS FIRST (1ST)	A-55
1500 MOTOR FUEL TAX	A-61
1500 TOWNSHIP ROADS	A-60
1510 ANIMAL CONTROL DEPARTMENT	A-62
1525 BOARD OF ELECTION COMMISSIONERS	B-2
1530 COOK COUNTY LAW LIBRARY	A-67
1586 COOK COUNTY LAND BANK AUTHORITY	E-2
1590 ANNUITY AND BENEFITS FUND	A-120
1700 DEBT SERVICE: BOND AND INTEREST FUNDS	A-121
4240 CERMAK HEALTH SERVICES OF COOK COUNTY	F-20
4241 HEALTH SERVICES - JTDC	F-27
4890 HEALTH SYSTEM ADMINISTRATION	F-9
4890 LEAD POISONING PREVENTION FUND	F-120
4890 TB SANITARIUM DISTRICT	F-123
4891 PROVIDENT HOSPITAL OF COOK COUNTY	F-32
4893 AMBULATORY AND COMMUNITY HEALTH NETWORK OF COOK COUNTY	F-42
4894 RUTH M. ROTHSTEIN CORE CENTER	F-55
4895 DEPARTMENT OF PUBLIC HEALTH	F-61
4896 HEALTH PLAN SERVICES	F-67
4897 JOHN H. STROGER, JR. HOSPITAL OF COOK COUNTY	F-74
4899 FIXED CHARGES AND SPECIAL PURPOSE APPROPRIATIONS - HEALTH	F-119
AMERICAN RESCUE PLAN ACT (ARPA) FUND	Q-5
EQUITY FUND SPF	Q-11





BUREAU

BUREAU SUMMARY OF APPROPRIATIONS AND POSITIONS
 BUREAU DISTRIBUTION BY APPROPRIATION CLASSIFICATION

DEPARTMENTS

DEPARTMENT OVERVIEW
 DEPARTMENT BUDGET
 DISTRIBUTION BY APPROPRIATION CLASSIFICATION
 PERSONAL SERVICES, SUMMARY OF POSITIONS
 SUMMARY OF POSITIONS BY GRADE

OFFICES UNDER THE PRESIDENT**OFFICES UNDER THE PRESIDENT**

1010 OFFICE OF THE PRESIDENT	A-1
1205 JUSTICE ADVISORY COUNCIL	A-4
1010 AMERICAN RESCUE PLAN ACT (ARPA) FUND	A-9
1205 EQUITY FUND	A-14

BUREAU OF ADMINISTRATION

1011 OFFICE OF CHIEF ADMINISTRATIVE OFFICER	A-17
1161 DEPARTMENT OF ENVIRONMENT AND SUSTAINABILITY	A-19
1259 MEDICAL EXAMINER	A-26
1265 DEPARTMENT OF EMERGENCY MANAGEMENT AND REGIONAL SECURITY	A-32
1500 DEPARTMENT OF TRANSPORTATION AND HIGHWAYS	A-37
1011 PEG ACCESS SUPPORT FUND	A-43
1161 ENVIRONMENTAL CONTROL SOLID WASTE FEE	A-48
1500 MFT ILLINOIS FIRST (1ST)	A-51
1500 TOWNSHIP ROADS	A-52
1500 MOTOR FUEL TAX	A-55
1510 ANIMAL CONTROL DEPARTMENT	A-60
1530 COOK COUNTY LAW LIBRARY	A-61
1011 AMERICAN RESCUE PLAN ACT (ARPA) FUND	A-62
1265 AMERICAN RESCUE PLAN ACT (ARPA) FUND	A-67

BUREAU OF FINANCE

1021 OFFICE OF THE CHIEF FINANCIAL OFFICER	A-72
1007 REVENUE	A-75
1008 RISK MANAGEMENT	A-79
1014 BUDGET & MANAGEMENT SERVICES	A-82
1020 COUNTY COMPTROLLER	A-87
1022 CONTRACT COMPLIANCE	A-93
1030 OFFICE OF THE CHIEF PROCUREMENT OFFICER	A-98
1014 CORONAVIRUS RELIEF FUND	A-103
1021 SELF - INSURANCE FUND	A-108

1590 ANNUITY AND BENEFITS FUND	A-120
1700 DEBT SERVICE: BOND AND INTEREST FUNDS	A-121
1008 AMERICAN RESCUE PLAN ACT (ARPA) FUND	A-122
1014 AMERICAN RESCUE PLAN ACT (ARPA) FUND	A-125
1020 AMERICAN RESCUE PLAN ACT (ARPA) FUND	A-128
1021 AMERICAN RESCUE PLAN ACT (ARPA) FUND	A-131
1022 AMERICAN RESCUE PLAN ACT (ARPA) FUND	A-134
1030 AMERICAN RESCUE PLAN ACT (ARPA) FUND	A-135
BUREAU OF HUMAN RESOURCES	A-139
1032 DEPARTMENT OF HUMAN RESOURCES	A-142
1019 EMPLOYEE APPEALS BOARD	A-148
1033 DEPARTMENT OF LABOR RELATIONS	A-150
1032 AMERICAN RESCUE PLAN ACT (ARPA) FUND	A-155
1033 AMERICAN RESCUE PLAN ACT (ARPA) FUND	A-158
BUREAU OF TECHNOLOGY	A-161
1009 ENTERPRISE TECHNOLOGY	A-164
1009 GEOGRAPHIC INFORMATION SYSTEMS (GIS)	A-170
1009 AMERICAN RESCUE PLAN ACT (ARPA) FUND	A-173
BUREAU OF ECONOMIC DEVELOPMENT	A-177
1027 OFFICE OF ECONOMIC DEVELOPMENT	A-181
1013 PLANNING AND DEVELOPMENT	A-186
1160 BUILDING AND ZONING	A-191
1170 ZONING BOARD OF APPEALS	A-196
1013 HUD SECTION 108 LOAN PROGRAM	A-201
1027 COVID-19 FEDERAL PROGRAMS	A-202
1027 AMERICAN RESCUE PLAN ACT (ARPA) FUND	A-203
1027 EQUITY FUND SPF	A-206
1160 AMERICAN RESCUE PLAN ACT (ARPA) FUND	A-207
BUREAU OF ASSET MANAGEMENT	A-209
1031 OFFICE OF ASSET MANAGEMENT	A-212
1200 DEPARTMENT OF FACILITIES MANAGEMENT	A-217
1200 AMERICAN RESCUE PLAN ACT (ARPA) FUND	A-227
COUNTY AUDITOR	A-229
1070 COUNTY AUDITOR	A-230
1070 AMERICAN RESCUE PLAN ACT (ARPA) FUND	A-235
ADMINISTRATIVE HEARINGS	A-239
1026 DEPARTMENT OF ADMINISTRATIVE HEARINGS	A-240
HUMAN RIGHTS AND ETHICS	A-245
1002 DEPARTMENT OF HUMAN RIGHTS AND ETHICS	A-246
1002 AMERICAN RESCUE PLAN ACT (ARPA) FUND	A-251

SUMMARY OF APPROPRIATIONS

Department and Title	2021 Approved & Adopted	Department Request	President's Recommendation	Difference
Corporate Fund				
1010-Office of the President	3,601,790	4,090,459	4,090,459	488,670
Corporate Fund Total	\$3,601,790	\$4,090,459	\$4,090,459	\$488,670
Public Safety Fund				
1205-Justice Advisory Council	1,027,020	1,208,055	1,208,055	181,036
Public Safety Fund Total	\$1,027,020	\$1,208,055	\$1,208,055	\$181,036
General Funds Total	\$4,628,809	\$5,298,515	\$5,298,515	\$669,706
Special Purpose Funds				
11286-American Rescue Plan Act (ARPA) Fund	-	304,484	304,484	304,484
11287-Equity Fund SPF	-	32,861,176	32,861,176	32,861,176
Special Purpose Funds Total	-	\$33,165,660	\$33,165,660	\$33,165,660
Restricted				
G53866-Grant 2020 JAC Innov Reentry Initiat: Bldg Sys Cap & Test Strat to Recid	1,930,730	1,425,000	1,425,000	(505,730)
Restricted Total	\$1,930,730	\$1,425,000	\$1,425,000	\$(505,730)
Total Appropriations	\$6,559,539	\$39,889,175	\$39,889,175	\$33,329,636

SUMMARY OF POSITIONS

Department and Title	2021 Approved Positions	2022 Department Request	2022 President's Recommendation	Difference
Corporate Fund				
1010-Office of the President	24.0	30.0	30.0	6.0
Corporate Fund Total	24.0	30.0	30.0	6.0
Public Safety Fund				
1205-Justice Advisory Council	10.8	14.0	14.0	3.2
Public Safety Fund Total	10.8	14.0	14.0	3.2
General Funds Total	34.8	44.0	44.0	9.2
Special Purpose Funds				
11286-American Rescue Plan Act (ARPA) Fund	-	1.0	1.0	1.0
Special Purpose Funds Total	-	1.0	1.0	1.0
Special Revenue Fund Total	-	1.0	1.0	1.0
Restricted				
G53866-Grant 2020 JAC Innov Reentry Initiat: Bldg Sys Cap & Test Strat to Recid	0.2	-	-	(0.2)
Restricted Total	0.2	-	-	(0.2)
Total Positions	35.0	45.0	45.0	10.0

DISTRIBUTION BY APPROPRIATION CLASSIFICATION

Account	2021 Approved & Adopted	Department Request	President's Recommendation	Difference
Personal Services				
501005-Salaries and Wages of Employees With Benefits	3,288,971	4,106,628	4,106,628	817,657
501510-Mandatory Medicare Cost	49,205	59,373	59,373	10,168
501585-Insurance Benefits	495,614	484,651	484,651	(10,963)
501765-Professional Develop/Fees	151,800	110,800	110,800	(41,000)
501835-Transportation and Travel Expenses	38,428	41,250	41,250	2,822
Personal Services Total	4,024,018	4,802,702	4,802,702	778,684
Contractual Service				
520149-Communication Services	11,846	15,720	15,720	3,874
520259-Postage	400	400	400	0
520485-Graphics and Reproduction Services	5,250	6,000	6,000	750
520825-Professional Services	444,500	331,500	331,500	(113,000)
521300-Special or Coop Programs	12,582	12,584	12,584	2
Contractual Service Total	474,578	366,204	366,204	(108,374)
Supplies & Materials				
530005-Food Supplies	400	1,000	1,000	600
530170-Institutional Supplies	5,550	-	-	(5,550)
530600-Office Supplies	5,997	9,800	9,800	3,803
530635-Books, Periodicals and Publish	13,141	12,809	12,809	(332)
Supplies & Materials Total	25,088	23,609	23,609	(1,479)
Operations & Maintenance				
540129-Maintenance and Subscription Services	10,506	13,168	13,168	2,662
540345-Property Maintenance and Operations	72,900	71,113	71,113	(1,787)
Operations & Maintenance Total	83,406	84,281	84,281	875
Rental & Leasing				
550029-Countywide Office and Data Processing Equip Rental	11,718	11,719	11,719	1
Rental & Leasing Total	11,718	11,719	11,719	1
Contingencies & Special Purpose				
580235-Public Programs and Events	10,000	10,000	10,000	0
Contingencies & Special Purpose Total	10,000	10,000	10,000	0
Operating Funds Total	4,628,809	5,298,515	5,298,515	669,706

DISTRIBUTION BY APPROPRIATION CLASSIFICATION

Account	2021 Approved & Adopted	Department Request	President's Recommendation	Difference
Personal Services				
501005-Salaries and Wages of Employees With Benefits	-	150,000	150,000	150,000
501225-Planned Benefit Adjustment	-	19,635	19,635	19,635
501510-Mandatory Medicare Cost	-	2,175	2,175	2,175
501540-Worker's Compensation	-	2,250	2,250	2,250
501585-Insurance Benefits	-	17,424	17,424	17,424
Personal Services Total	-	191,484	191,484	191,484
Contractual Service				
520825-Professional Services	-	113,000	113,000	113,000
521300-Special or Coop Programs	-	32,861,176	32,861,176	32,861,176
Contractual Service Total	-	32,974,176	32,974,176	32,974,176
Operating Funds Total	0	33,165,660	33,165,660	33,165,660

MISSION

The President of the Cook County Board of Commissioners is the Chief Executive Officer of Cook County. The President oversees the Offices Under the President and is charged with presenting a balanced budget to the Board of Commissioners.

MANDATES

Mandated by Chapter 2, Article II of the Cook County Code of Ordinances

OPERATIONAL HIGHLIGHTS: 2021 INITIATIVES AND OUTCOMES

COVID-19 Equitable Recovery: OUP prioritized racial equity throughout its response to COVID-19. OUP laid out initial strategies to support an equitable recovery in the Cook County COVID-19 Response Plan. As the pandemic evolved, the Office of the President oversaw initiatives outlined in the Response Plan to ensure Cook County supported communities' efforts to recover from the health and economic effects of COVID-19, with a specific focus on communities that have the least access to resources or have been most harmed by the pandemic. The Office of the President convened the Community Advisory Council to advise on and participate in both rapid response and long term recovery, which continues through 2022.

Language Access: As part of OUP's work to advance racial equity, the Office of the President established a Language Access Policy that outlines when and how OUP bureaus and departments are expected to make materials or meetings available in other languages. This policy was developed in partnership with subject matter experts and local partners. OUP strives to provide all residents with a consistent, high level of service. Adopting this policy in May 2021 ensured that language is no longer a barrier in achieving this goal. The Language Access Policy and associated translation and interpretation service provides American Sign Language interpreters and written and spoken translation in all major languages.

OPERATIONAL OPPORTUNITIES: 2022 INITIATIVES AND GOALS

Project Rainbow: The Cook County Communications Department for Offices Under the President seeks to address the County's education gap and disparity magnified by COVID-19 by offering free early childhood and "E for everyone" programming through the initiative Project Rainbow. Cook County proposed to reimagine its Cook County government-run television station (channel 22/900 on Comcast) and all of its additional media channels during COVID-19, and hopefully beyond, by injecting these outlets with an infusion of purpose by way of targeted early childhood programming. This project has engaged a variety of public and private partners.

Racial Equity Action Plan and Policy: The Director of Equity and Inclusion will oversee mandated racial equity training for all Cook County employees as part of the Racial Equity Action Plan. Offices Under the President will also be directed to follow the accompanying Racial Equity Policy. Both the plan and policy launched in August 2021 and training will be facilitated throughout FY2022. OUP will also implement racial equity projects in the plan that include advancing digital equity in the Southland and budgeting for equity.

Equity Fund Task Force: The Office of the President will identify funding priorities and strategies for the Equity Fund through feedback from the Equity Fund Task Force, staffed by the Director of Policy. The Task Force convened in May 2021 and will be engaged throughout FY2022.

BUDGET HIGHLIGHTS

- The President's Office FTE count is expected to increase slightly to support ongoing policy efforts in property and taxation and in the President's Office commitment to improving the digital divide for Cook County residents most impacted.
- A Director of Taxation and Policy and a Director of Economic and Digital Inclusion will be added to the President's Office.

Fund Category	Appropriations (\$ thousands)			
	2019 Adopted	2020 Adopted	2021 Adopted	2022 Recommended
Corporate Fund	2,160	3,455	3,602	4,090
Special Purpose Funds	0	0	0	304
Total Funds	2,160	3,455	3,602	4,395
Expenditures by Type				
Personnel	2,035	2,979	3,032	3,822
Non Personnel	125	476	570	573
Total Funds	2,160	3,455	3,602	4,395
FTE Positions	18.8	25.0	24.0	31.0

DISTRIBUTION BY APPROPRIATION CLASSIFICATION

Account	2021 Approved & Adopted	Department Request	President's Recommendation	Difference
Personal Services				
501005-Salaries and Wages of Employees With Benefits	2,446,385	3,070,861	3,070,861	624,476
501510-Mandatory Medicare Cost	36,638	43,890	43,890	7,252
501585-Insurance Benefits	360,424	369,273	369,273	8,849
501765-Professional Develop/Fees	150,300	105,800	105,800	(44,500)
501835-Transportation and Travel Expenses	38,178	41,000	41,000	2,822
Personal Services Total	3,031,925	3,630,823	3,630,823	598,899
Contractual Service				
520149-Communication Services	9,462	14,243	14,243	4,781
520259-Postage	400	400	400	0
520485-Graphics and Reproduction Services	5,000	5,000	5,000	0
520825-Professional Services	444,500	331,500	331,500	(113,000)
521300-Special or Coop Programs	12,582	12,584	12,584	2
Contractual Service Total	471,944	363,727	363,727	(108,217)
Supplies & Materials				
530170-Institutional Supplies	3,344	-	-	(3,344)
530600-Office Supplies	4,997	5,000	5,000	3
530635-Books, Periodicals and Publish	12,455	12,419	12,419	(36)
Supplies & Materials Total	20,796	17,419	17,419	(3,377)
Operations & Maintenance				
540129-Maintenance and Subscription Services	7,528	10,092	10,092	2,564
540345-Property Maintenance and Operations	48,901	47,702	47,702	(1,199)
Operations & Maintenance Total	56,429	57,794	57,794	1,365
Rental & Leasing				
550029-Countywide Office and Data Processing Equip Rental	10,696	10,696	10,696	0
Rental & Leasing Total	10,696	10,696	10,696	0
Contingencies & Special Purpose				
580235-Public Programs and Events	10,000	10,000	10,000	0
Contingencies & Special Purpose Total	10,000	10,000	10,000	0
Operating Funds Total	3,601,790	4,090,459	4,090,459	488,670

PERSONAL SERVICES - SUMMARY OF POSITIONS BY PROGRAM AND JOB CODE

Job Code/Title	Grade	2021 Approved & Adopted		2022 Department Request		2022 President's Recommendation	
		FTE Pos.	Salaries	FTE Pos.	Salaries	FTE Pos.	Salaries
15540-Legal and Legislative Affairs							
0051-Administrative Assistant V	20	1.0	69,975	1.0	71,383	1.0	71,383
0619-Legislative Coordinator II	22	2.0	168,028	2.0	171,412	2.0	171,412
0620-Legislative Coordinator I	20	1.0	73,831	1.0	75,321	1.0	75,321
4702-Special Legal Counsel	24	1.0	194,413	1.0	194,413	1.0	194,413
5213-Asst Special Legal Counsel	24	1.0	100,725	1.0	100,725	1.0	100,725
5234-Spec Asst Govt and Legal Affai	24	1.0	112,200	1.0	112,200	1.0	112,200
6242-Dir of Govern Leg Affairs	24	1.0	127,500	1.0	127,500	1.0	127,500
		8.0	\$846,671	8.0	\$852,953	8.0	\$852,953
16895-Office of the President							
0013-Pres Board of County Commissio		1.0	170,000	1.0	170,000	1.0	170,000
0048-Administrative Assistant III	16	1.0	47,693	1.0	48,610	1.0	48,610
0253-Business Manager III	22	-	-	1.0	76,043	1.0	76,043
1031-Special Assistant	24	1.0	93,636	1.0	93,636	1.0	93,636
4770-Chief of Staff	24	1.0	188,313	1.0	188,312	1.0	188,312
4771-Deputy Chief of Staff	24	2.0	285,600	2.0	290,000	2.0	290,000
6236-Aide to the President	22	1.0	102,315	1.0	104,381	1.0	104,381
6237-Aide to the Chief of Staff	22	-	1	1.0	76,043	1.0	76,043
6238-Aide to the Dep Chf of Staff	20	-	1	1.0	62,912	1.0	62,912
8757-Dir of Equity & Inclusion	24	1.0	110,000	1.0	110,000	1.0	110,000
8758-Director of Policy	24	1.0	91,800	1.0	91,800	1.0	91,800
9999-TEMPORARY EMPLOYEES		-	-	4.0	410,000	4.0	410,000
		9.0	\$1,089,359	16.0	\$1,721,736	16.0	\$1,721,736
18350-Public Affairs							
0050-Administrative Assistant IV	18	-	1	0.0	1	0.0	1
0293-Administrative Analyst III	21	1.0	71,369	1.0	72,808	1.0	72,808
0854-Public Information Officer	20	1.0	71,170	1.0	72,340	1.0	72,340
4701-Dep Dir of Comm & Pub Affairs	24	1.0	93,636	1.0	93,636	1.0	93,636
5588-Dir of Comm and Pub Affrs	24	1.0	142,800	1.0	140,000	1.0	140,000
5714-Press Secretary	23	1.0	99,547	1.0	100,161	1.0	100,161
6243-Director of External Affairs	24	1.0	112,200	1.0	112,200	1.0	112,200
8655-Deputy Press Secretary	20	1.0	1	0.0	1	0.0	1
		7.0	\$590,723	6.0	\$591,147	6.0	\$591,147
Total Salaries and Positions		24.0	\$2,526,754	30.0	\$3,165,836	30.0	\$3,165,836
Turnover Adjustment		-	(80,369)	-	(94,975)	-	(94,975)
Operating Fund Totals		24.0	\$2,446,385	30.0	\$3,070,861	30.0	\$3,070,861

PERSONAL SERVICES - SUMMARY OF POSITIONS BY GRADE

Salary Grade	2021 Approved & Adopted		2022 Department Request		2022 President's Recommendation	
	FTE Pos.	Salaries	FTE Pos.	Salaries	FTE Pos.	Salaries
16	1.0	47,693	1.0	48,610	1.0	48,610
18	-	1	-	1	-	1
20	4.0	214,977	4.0	281,957	4.0	281,957
21	1.0	71,369	1.0	72,808	1.0	72,808
22	3.0	270,344	5.0	427,878	5.0	427,878
23	1.0	99,547	1.0	100,161	1.0	100,161
24	13.0	1,652,823	13.0	1,654,422	13.0	1,654,422
	1.0	170,000	5.0	580,000	5.0	580,000
Total Salaries and Positions	24.0	\$2,526,754	30.0	\$3,165,836	30.0	\$3,165,836
Turnover Adjustment	-	\$(80,369)	-	\$(94,975)	-	\$(94,975)
Operating Funds Total	24.0	\$2,446,385	30.0	\$3,070,861	30.0	\$3,070,861

MISSION

Promote equitable, human-centered, community-driven justice system innovation and practice through rigorous stakeholder engagement, policy work, service coordination, and grantmaking that increases community safety and reduces reliance on incarceration.

MANDATES

Operates consistent with state and county mandates to effect improvement of the administration of justice, 55 ILCS 5-18, State Statute; Sec. 2-473 County Ordinance.

OPERATIONAL HIGHLIGHTS: 2021 INITIATIVES AND OUTCOMES

Continued expansion of the JAC grant portfolio to now include over 100 grants to community-level service providers across the county focused on at least one of three interrelated areas of public safety: Recidivism Reduction, Restorative Justice, and Violence Prevention. Grantmaking efforts include an infusion of investments over the summer for a total of approximately \$23 million in supportive grants to help shore up support for justice-impacted residents and communities. This amount reflects an increase in community investments from about \$5 million in FY2019 that continued to grow throughout the pandemic. This growing grantee/provider-network provides an infrastructure for community engagement that is amplified further by JAC stewardship of community liaisons and community-led convenings to advance Cook County's Safety and Justice Challenge, an initiative supported by a MacArthur Foundation grant extended to only a handful of jurisdictions in the nation. Under the coordination and leadership of JAC personnel, this initiative now includes expanded opportunities for pre-trial services and deferred prosecution. A Public Information Officer also joins the team late summer to provide expanded access and insight into the collaborative and comprehensive work JAC fosters to ultimately advance the Safe and Thriving Communities goals of the Cook County Policy Roadmap.

OPERATIONAL OPPORTUNITIES: 2022 INITIATIVES AND GOALS

Expand JAC's grantmaking and management capacity in anticipation of additional federal, state, and local funding for community-based violence prevention and behavioral health services. Build on community engagement strategies and grantee network with participatory processes that shape investment strategies and legislative initiatives, and with a focus on identifying disparities and advancing racial equity and justice system reform. Provide comprehensive public-facing information, education and awareness of criminal justice reform efforts to community stakeholders and residents.

Performance Metric Name	2019 Actual	2020 Actual	2021 Target	2021 Projection	2022 Target
Percent of grantee sites visited by JAC staff	N/A	0%	60%	60%	80%
Percent of grants renewed for the second year of funding	N/A	100%	100%	100%	100%
Percent of staff time devoted to legislative initiatives	N/A	3.42%	5%	3.97%	5%
Percent of staff time devoted to administrative reform initiatives	N/A	11.1%	10%	10.40%	10%

BUDGET HIGHLIGHTS

- The operating budget primarily covers personnel costs allocated to salary and fringe benefits.
- The addition of 3 FTEs allows the staff to carry out its goals and program activities.

Fund Category	Appropriations (\$ thousands)			
	2019 Adopted	2020 Adopted	2021 Adopted	2022 Recommended
Public Safety Fund	714	837	1,027	1,208
Special Purpose Funds	0	0	0	32,861
Grants	440	0	1,931	1,425
Total Funds	1,154	837	2,958	35,494
Expenditures by Type				
Personnel	689	806	1,013	1,172
Non Personnel	465	31	1,945	34,322
Total Funds	1,154	837	2,958	35,494
FTE Positions	7.0	8.0	11.0	14.0

Program Description	2021		2022		
	FTE Pos.	Adopted	FTE Pos.	Appropriation	
10155-Administration	Supervises departmental operations and manages administrative functions.	0.0	0	7.0	20,484,585
20192-COVID-19	Expenses associated with mitigating the effects and spread of COVID-19, not otherwise required as part of the County's normal operations.	0.0	2,206	0.0	0
33915-Policy	Advises on public safety legislative and policy agenda.	10.8	1,024,814	2.0	305,443
33916-Grants Administration	Oversees Cook County and external public safety grant portfolio to ensure fiscal and program compliance.	0.0	0	5.0	354,204
39001-JAC Violence Prevention Grants	Services and related initiatives focused on addressing community and individual violence and its impact, particularly as experienced by people involved with the criminal justice system.	0.0	0	0.0	7,085,000
39002-JAC Recidivism Reduction Grants	Services and related initiatives focused on supporting the successful behavior change and well-being of individuals involved in the criminal justice system who are living in the community, but whose continued liberty remains in jeopardy based upon the nature of their system involvement.	0.0	0	0.0	600,000
39003-JAC Restorative Justice Grants	Services and related initiatives focused on providing individuals and communities alternatives to justice system involvement to address harm and trauma through restorative justice principles and practices.	0.0	0	0.0	240,000
39004-JAC Returning Residents Grants	Services and related initiatives focused on identifying and meeting basic safety and wellness needs for individuals involved with the criminal justice system who are returning to community from secure facilities or other institutional settings.	0.0	0	0.0	4,000,000
39005-JAC Emerging Adults Grants	Services and related initiatives focused on holistic, developmentally appropriate supports in areas of education and employment as well as behavioral and physical health for individuals involved in the criminal justice system ages 16 to 26.	0.0	0	0.0	1,000,000
Grants	Federal, State, and Private agencies appropriated grant funds that support various programs and services	0.2	1,930,730	0.0	1,425,000
Total		11.0	2,957,749	14.0	35,494,231

DISTRIBUTION BY APPROPRIATION CLASSIFICATION

Account	2021 Approved & Adopted	Department Request	President's Recommendation	Difference
Personal Services				
501005-Salaries and Wages of Employees With Benefits	842,586	1,035,767	1,035,767	193,181
501510-Mandatory Medicare Cost	12,567	15,483	15,483	2,916
501585-Insurance Benefits	135,190	115,378	115,378	(19,812)
501765-Professional Develop/Fees	1,500	5,000	5,000	3,500
501835-Transportation and Travel Expenses	250	250	250	0
Personal Services Total	992,093	1,171,878	1,171,878	179,785
Contractual Service				
520149-Communication Services	2,384	1,477	1,477	(907)
520485-Graphics and Reproduction Services	250	1,000	1,000	750
Contractual Service Total	2,634	2,477	2,477	(157)
Supplies & Materials				
530005-Food Supplies	400	1,000	1,000	600
530170-Institutional Supplies	2,206	-	-	(2,206)
530600-Office Supplies	1,000	4,800	4,800	3,800
530635-Books, Periodicals and Publish	686	390	390	(296)
Supplies & Materials Total	4,292	6,190	6,190	1,898
Operations & Maintenance				
540129-Maintenance and Subscription Services	2,978	3,076	3,076	98
540345-Property Maintenance and Operations	23,999	23,411	23,411	(588)
Operations & Maintenance Total	26,977	26,487	26,487	(490)
Rental & Leasing				
550029-Countywide Office and Data Processing Equip Rental	1,023	1,023	1,023	0
Rental & Leasing Total	1,023	1,023	1,023	0
Operating Funds Total	1,027,020	1,208,055	1,208,055	181,036

PERSONAL SERVICES - SUMMARY OF POSITIONS BY PROGRAM AND JOB CODE

Job Code/Title	Grade	2021 Approved & Adopted		2022 Department Request		2022 President's Recommendation	
		FTE Pos.	Salaries	FTE Pos.	Salaries	FTE Pos.	Salaries
10155-Administration							
0263-Director	24	-	-	1.0	126,880	1.0	126,880
0854-Public Information Officer	20	-	-	1.0	62,912	1.0	62,912
5205-Deputy Director	24	-	-	1.0	111,486	1.0	111,486
5819-Executive Assistant II	22	-	-	1.0	76,043	1.0	76,043
6379-Data Analyst	20	-	-	1.0	62,912	1.0	62,912
8755-Commty Engagement Coordinator	24	-	-	1.0	64,501	1.0	64,501
9094-Service Coordinator - JAC	18	-	-	1.0	52,310	1.0	52,310
		-	-	7.0	\$557,043	7.0	\$557,043
33915-Policy							
0095-Program Coordinator	22	1.0	98,235	1.0	76,043	1.0	76,043
0263-Director	24	1.0	113,664	-	-	-	-
0292-Administrative Analyst II	19	1.0	65,540	-	-	-	-
0620-Legislative Coordinator I	20	1.0	73,453	1.0	74,935	1.0	74,935
0854-Public Information Officer	20	1.0	76,804	-	-	-	-
1719-Grant Coordinator	23	0.9	80,435	-	-	-	-
5531-Special Asst for Legal Affairs	24	1.0	101,304	-	-	-	-
5818-Executive Assistant I	20	1.0	68,216	-	-	-	-
6478-Grant Monitor	20	2.0	125,823	-	-	-	-
8755-Commty Engagement Coordinator	24	1.0	63,226	-	-	-	-
		10.8	\$866,699	2.0	\$150,978	2.0	\$150,978
33916-Grants Administration							
1719-Grant Coordinator	23	-	-	1.0	96,542	1.0	96,542
6478-Grant Monitor	20	-	-	4.0	263,239	4.0	263,239
		-	-	5.0	\$359,781	5.0	\$359,781
Total Salaries and Positions		10.8	\$866,699	14.0	\$1,067,801	14.0	\$1,067,801
Turnover Adjustment		-	(24,113)	-	(32,034)	-	(32,034)
Operating Fund Totals		10.8	\$842,586	14.0	\$1,035,767	14.0	\$1,035,767

PERSONAL SERVICES - SUMMARY OF POSITIONS BY GRADE

Salary Grade	2021 Approved & Adopted		2022 Department Request		2022 President's Recommendation	
	FTE Pos.	Salaries	FTE Pos.	Salaries	FTE Pos.	Salaries
18	-	-	1.0	52,310	1.0	52,310
19	1.0	65,540	-	-	-	-
20	5.0	344,296	7.0	463,997	7.0	463,997
22	1.0	98,235	2.0	152,085	2.0	152,085
23	0.9	80,435	1.0	96,542	1.0	96,542
24	3.0	278,193	3.0	302,867	3.0	302,867
Total Salaries and Positions	10.8	\$866,699	14.0	\$1,067,801	14.0	\$1,067,801
Turnover Adjustment	-	\$(24,113)	-	\$(32,034)	-	\$(32,034)
Operating Funds Total	10.8	\$842,586	14.0	\$1,035,767	14.0	\$1,035,767

DISTRIBUTION BY APPROPRIATION CLASSIFICATION

Account	2021 Approved & Adopted	Department Request	President's Recommendation	Difference
Personal Services				
501005-Salaries and Wages of Employees With Benefits	-	150,000	150,000	150,000
501225-Planned Benefit Adjustment	-	19,635	19,635	19,635
501510-Mandatory Medicare Cost	-	2,175	2,175	2,175
501540-Worker's Compensation	-	2,250	2,250	2,250
501585-Insurance Benefits	-	17,424	17,424	17,424
Personal Services Total	-	191,484	191,484	191,484
Contractual Service				
520825-Professional Services	-	113,000	113,000	113,000
Contractual Service Total	-	113,000	113,000	113,000
Operating Funds Total	0	304,484	304,484	304,484

PERSONAL SERVICES - SUMMARY OF POSITIONS BY PROGRAM AND JOB CODE

Job Code/Title	Grade	2021 Approved & Adopted		2022 Department Request		2022 President's Recommendation	
		FTE Pos.	Salaries	FTE Pos.	Salaries	FTE Pos.	Salaries
60162-ARPA - Revenue Loss							
9999-TEMPORARY EMPLOYEES		-	-	1.0	150,000	1.0	150,000
		-	-	1.0	\$150,000	1.0	\$150,000
Total Salaries and Positions		0.0	\$0	1.0	\$150,000	1.0	\$150,000
Operating Fund Totals		0.0	\$0	1.0	\$150,000	1.0	\$150,000

PERSONAL SERVICES - SUMMARY OF POSITIONS BY GRADE

Salary Grade	2021 Approved & Adopted		2022 Department Request		2022 President's Recommendation	
	FTE Pos.	Salaries	FTE Pos.	Salaries	FTE Pos.	Salaries
	-	-	1.0	150,000	1.0	150,000
Total Salaries and Positions	-	-	1.0	\$150,000	1.0	\$150,000
Operating Funds Total	-	-	1.0	\$150,000	1.0	\$150,000

DISTRIBUTION BY APPROPRIATION CLASSIFICATION

Account	2021 Approved & Adopted	Department Request	President's Recommendation	Difference
Contractual Service				
521300-Special or Coop Programs	-	32,861,176	32,861,176	32,861,176
Contractual Service Total	-	32,861,176	32,861,176	32,861,176
Operating Funds Total	0	32,861,176	32,861,176	32,861,176



SUMMARY OF APPROPRIATIONS

Department and Title	2021 Approved & Adopted	Department Request	President's Recommendation	Difference
Corporate Fund				
1011-Office of Chief Admin Officer	4,801,629	4,808,879	4,808,879	7,249
1161-Department of Environment and Sustainability	1,976,604	2,205,530	2,205,530	228,926
1500-Department of Transportation And Highways	450,000	498,840	498,840	48,840
Corporate Fund Total	\$7,228,233	\$7,513,248	\$7,513,248	\$285,015
Public Safety Fund				
1259-Medical Examiner	16,396,009	17,019,206	17,019,206	623,197
1265-Cook County Department of Emergency Management & Regional Security	1,090,000	1,133,303	1,133,303	43,303
Public Safety Fund Total	\$17,486,009	\$18,152,509	\$18,152,509	\$666,500
General Funds Total	\$24,714,242	\$25,665,758	\$25,665,758	\$951,515
Special Purpose Funds				
11270-Medical Examiner Fees	702,144	627,530	627,530	(74,614)
11273-Environmental Control Solid Waste Management	764,192	1,085,778	1,085,778	321,586
11302-Township Roads	3,957,383	6,171,648	6,171,648	2,214,265
11310-County Law Library	4,576,963	4,089,402	4,089,402	(487,560)
11312-Animal Control	13,607,563	13,656,256	13,656,256	48,693
11856-MFT Illinois First (1st)	49,796,700	54,091,180	54,091,180	4,294,479
11281-PEG Access Support Fund	162,000	244,000	244,000	82,000
11300-Motor Fuel Tax	243,765,824	270,553,029	270,553,029	26,787,205
11286-American Rescue Plan Act (ARPA) Fund	-	1,337,725	1,337,725	1,337,725
Special Purpose Funds Total	\$317,332,770	\$351,856,548	\$351,856,548	\$34,523,778
Restricted				
G53426-Grant 2016 HWY 134th Street EDP	62,123	59,474	59,474	(2,649)
G53427-Grant 2016 HWY 134th Street STP	62,123	-	-	(62,123)
G53510-Grant: Lake Cook Rd Raupp Blvd CMAQ	2,386,326	-	-	(2,386,326)
G53511-Grant: Lake Cook Rd Raupp Blvd STP	733,058	-	-	(733,058)
G53532-Grant: 2017 Urban Area Security Initiativ	2,500,000	1,000,000	1,000,000	(1,500,000)
G53598-Grant 2019 EC Air Pollution	927,468	-	-	(927,468)
G53604-Grant 2019 EC IL Science Foundation	-	7,069	7,069	7,069
G53619-Grant 2018 DHSEM UASI	9,882,441	5,501,000	5,501,000	(4,381,441)
G53652-Grant 2017 DHSEM Port Security	80,175	-	-	(80,175)
G53653-Grant 2019 DHSEM UASI	16,828,363	8,468,605	8,468,605	(8,359,758)
G53654-Grant County Line Rd (I-294 to North Avenue) CMAQ	7,138,905	13,139,165	13,139,165	6,000,260
G53656-Grant DOTH Skokie Valley Trail, TAP	2,780,936	2,780,936	2,780,936	0
G53657-Grant EDP Butler Dr Stony Island	100,000	50,000	50,000	(50,000)
G53662-Grant County Transit Plan, UWP	140,625	78,125	78,125	(62,500)
G53663-Grant County Transit Plan, SPR	219,375	121,875	121,875	(97,500)
G53664-Grant Southwest Cook Truck Study, SPR	184,000	116,000	116,000	(68,000)
G53665-Grant Touhy Ave Grade Sep CMAQ	10,421,700	-	-	(10,421,700)
G53697-Grant 2017 Pre Disaster Mitigation	66,869	-	-	(66,869)
G53698-Grant 2018 ME Opioid Death Analysis	64,400	53,648	53,648	(10,752)
G53700-Grant 2018 ES Brownfield Revolving Loan Fund	751,000	331,935	331,935	(419,065)
G53701-Grant 2018 ES Brownfield Assessment	503,000	431,075	431,075	(71,925)
G53759-Grant 2020 DHSEM UASI	20,466,173	19,384,270	19,384,270	(1,081,903)
G53760-Grant 2020 DHSEM EMPG	450,000	-	-	(450,000)
G53761-Grant 2018 DHSEM Justice Assistance	400,000	-	-	(400,000)
G53762-Grant 2019 DHSEM Justice Assistance	494,821	344,923	344,923	(149,898)
G53763-Grant 2019 DHSEM EMPG	209,000	-	-	(209,000)
G53792-Grant 2020 EC Air Pollution Particulate	432,000	185,791	185,791	(246,208)
G53814-Grant 2020 DOTH 88th/Cork Avenue at I-294 Interchange	1,443,680	-	-	(1,443,680)

SUMMARY OF APPROPRIATIONS

Department and Title	2021 Approved & Adopted	Department Request	President's Recommendation	Difference
G53850-Grant 2020 ME Postmortem Toxicology Testing During the Opioid Epidemic	23	-	-	(23)
G53875-Grant 2020 DEMRS Coronavirus Emergency Supplemental Funding	48,349	-	-	(48,349)
G53952-Grant 2020 EC Illinois Science Energy Innovation Foundation-668	7,650	-	-	(7,650)
G53953-Grant 2021 EC Air Pollution - 909	1,220,200	1,296,557	1,296,557	76,357
G53954-Grant 2020 EC Solid Waste Enforcement - 855	307,105	-	-	(307,105)
G53955-Grant 2021 EC Solid Waste Enforcement - 855	409,473	307,361	307,361	(102,112)
G53967-Grant 2021 DEMRS UASI	20,201,417	19,956,501	19,956,501	(244,915)
G53968-Grant 2020 DEMRS JAG	-	460,058	460,058	460,058
G53969-Grant 2021 DEMRS EMPG	-	500,000	500,000	500,000
G53981-Grant 2018 ES Brownfield Revolving Loan Fund - Match	710,000	-	-	(710,000)
G53983-Grant 2021 DOTH County Line I-294 (CMAQ) 18-W7331-00-RP	2,748,789	3,161,106	3,161,106	412,317
G53984-Grant 2021 DOTH County Line I-294 (CMAQ) 18-W7331-00-RP #2	412,318	-	-	(412,318)
G53985-Grant 2021 DOTH Joe Orr Road (STP) 15-B6737-03-RP	1,250,000	-	-	(1,250,000)
G53986-Grant 2021 DOTH Old Orchard Road (CMAQ) 17-A8327-00-PV	2,440,000	-	-	(2,440,000)
G53987-Grant 2021 DOTH Old Orchard Road (CMAQ) 17-A8327-00-PV #2	1,556,000	-	-	(1,556,000)
G53990-Grant 2020 FEMA Public Assistance Grant Program	58,000,500	10,104,566	10,104,566	(47,895,934)
G54022-Grant 2019 DEMRS Hazardous Materials Emergency Prepare	-	100,000	100,000	100,000
G54023-Grant 2020 ME Rapid DNA Analysis Program	-	190,500	190,500	190,500
G54070-Grant 2022 ME Postmortem Toxicology Outsourcing Program	-	153,780	153,780	153,780
G54143-Grant 2022 EC Solid Waste	-	409,815	409,815	409,815
G54144-Grant 2022 EC Grant 2022 Air Pollution (748)	-	432,000	432,000	432,000
G54177-Grant 2022 DOTH Pullman Junction-Create EW3 (FRA)	-	3,871,701	3,871,701	3,871,701
G54178-Grant 2022 DOTH Eng South Cook Resid ti Adv Fair Tran	-	165,000	165,000	165,000
G54179-Grant 2022 DOTH Franklin Ave/S03 (CMAQ) 21-FRAGS-00-PV	-	4,252,441	4,252,441	4,252,441
G54180-Grant 2022 DOTH Kedzie at 175th (HSIP)	-	21,127	21,127	21,127
G54181-Grant 2022 DOTH Kedzie Ave Vollmer Rd to 159th ST (STP)	-	800,000	800,000	800,000
G54182-Grant 2022 DOTH Kedzie at 139th (HSIP)	-	18,603	18,603	18,603
G54183-Grant 2022 DOTH Nerge Rd at Plum Grove Rd (HSIP)	-	160,110	160,110	160,110
G54184-Grant 2022 DOTH Ridgeland Ave at Vollmer Rd (HSIP)	-	181,098	181,098	181,098
G54185-Grant 2022 DOTH Roberts Rd at 103rd Street (HSIP)	-	22,500	22,500	22,500
G54186-Grant 2022 DOTH Roselle Rd at Hartford Drive (HSIP)	-	179,820	179,820	179,820
G54187-Grant 2022 DOTH Sauk Village Multi-Use Path (CMAQ)	-	31,200	31,200	31,200
G54188-Grant 2022 DOTH Lake Cook Rd to Old Hicks Rd (HSIP)	-	8,032	8,032	8,032
G54190-Grant 2022 BUTLER DRIVE (Illinois Competitive Freight Program)	-	50,000	50,000	50,000
Restricted Total	\$169,040,385	\$98,887,767	\$98,887,767	\$(70,152,619)
Total Appropriations	\$511,087,397	\$476,410,072	\$476,410,072	\$(34,677,325)

SUMMARY OF POSITIONS

Department and Title	2021 Approved Positions	2022 Department Request	2022 President's Recommendation	Difference
Corporate Fund				
1011-Office of Chief Admin Officer	42.0	42.0	42.0	-
1161-Department of Environment and Sustainability	24.0	26.0	26.0	2.0
Corporate Fund Total	66.0	68.0	68.0	2.0
Public Safety Fund				
1259-Medical Examiner	107.0	116.2	116.2	9.2
1265-Cook County Department of Emergency Management & Regional Security	6.5	6.5	6.5	-
Public Safety Fund Total	113.5	122.7	122.7	9.2
General Funds Total	179.5	190.7	190.7	11.2
Special Purpose Funds				
11273-Environmental Control Solid Waste Management	3.0	4.0	4.0	1.0
11310-County Law Library	27.0	26.0	26.0	(1.0)
11312-Animal Control	24.0	25.0	25.0	1.0
11856-MFT Illinois First (1st)	344.0	342.0	342.0	(2.0)
11286-American Rescue Plan Act (ARPA) Fund	-	9.0	9.0	9.0
Special Purpose Funds Total	398.0	406.0	406.0	8.0
Special Revenue Fund Total	398.0	406.0	406.0	8.0
Restricted				
G53598-Grant 2019 EC Air Pollution	4.0	-	-	(4.0)
G53653-Grant 2019 DHSEM UASI	38.6	4.0	4.0	(34.6)
G53698-Grant 2018 ME Opioid Death Analysis	1.0	0.8	0.8	(0.2)
G53759-Grant 2020 DHSEM UASI	19.9	34.8	34.8	15.0
G53762-Grant 2019 DHSEM Justice Assistance	1.0	-	-	(1.0)
G53792-Grant 2020 EC Air Pollution Particulate	2.0	0.6	0.6	(1.4)
G53953-Grant 2021 EC Air Pollution - 909	1.0	5.0	5.0	4.0
G53967-Grant 2021 DEMRS UASI	-	17.7	17.7	17.7
G53968-Grant 2020 DEMRS JAG	-	1.0	1.0	1.0
G54144-Grant 2022 EC Grant 2022 Air Pollution (748)	-	1.4	1.4	1.4
Restricted Total	67.5	65.3	65.3	(2.2)
Total Positions	645.0	662.0	662.0	17.0

DISTRIBUTION BY APPROPRIATION CLASSIFICATION

Account	2021 Approved & Adopted	Department Request	President's Recommendation	Difference
Personal Services				
501005-Salaries and Wages of Employees With Benefits	16,276,618	17,233,684	17,233,684	957,066
501165-Planned Salary Adjustment	83,600	117,075	117,075	33,475
501210-Planned Overtime Compensation	151,500	227,500	227,500	76,000
501510-Mandatory Medicare Cost	249,862	262,974	262,974	13,112
501540-Worker's Compensation	147,791	294,389	294,389	146,598
501585-Insurance Benefits	2,991,606	2,866,979	2,866,979	(124,627)
501765-Professional Develop/Fees	125,295	170,854	170,854	45,559
501835-Transportation and Travel Expenses	24,302	42,113	42,113	17,811
Personal Services Total	20,050,573	21,215,568	21,215,568	1,164,995
Contractual Service				
520005-Ambulance Service	1,000	1,000	1,000	0
520049-Scavenger and Hazardous Materail Services	80,000	83,100	83,100	3,100
520149-Communication Services	178,660	162,434	162,434	(16,226)
520189-Laundry and Linen Services	57,600	40,800	40,800	(16,800)
520209-Food Services	499	1,000	1,000	501
520239-Media Broadcasting Services	7,300	7,300	7,300	0
520259-Postage	11,122	10,122	10,122	(1,000)
520279-Shipping and Freight Services	4,900	8,450	8,450	3,550
520389-Contract Maintenance Service	440,610	373,300	373,300	(67,310)
520469-Services For Minor/Indigent	286,700	285,500	285,500	(1,200)
520485-Graphics and Reproduction Services	16,900	17,400	17,400	500
520609-Advertising and Promotions	500	1,500	1,500	1,000
520825-Professional Services	514,872	740,412	740,412	225,540
521005-Professional Legal Expenses	200,200	230,000	230,000	29,800
521200-Laboratory Testing and Analysis	945,000	987,000	987,000	42,000
521300-Special or Coop Programs	471,270	471,270	471,270	0
Contractual Service Total	3,217,133	3,420,588	3,420,588	203,455
Supplies & Materials				
530005-Food Supplies	16,500	16,500	16,500	0
530100-Wearing Apparel	28,050	31,300	31,300	3,250
530170-Institutional Supplies	49,341	43,369	43,369	(5,972)
530600-Office Supplies	29,192	30,686	30,686	1,494
530635-Books, Periodicals and Publish	27,089	27,760	27,760	671
530700-Multimedia Supplies	46,450	46,850	46,850	400
530785-Medical, Dental and Laboratory Supplies	412,000	443,214	443,214	31,214
531645-Computer and Data Processing Supplies	11,300	13,850	13,850	2,550
Supplies & Materials Total	619,922	653,529	653,529	33,607
Operations & Maintenance				
540129-Maintenance and Subscription Services	590,033	673,298	673,298	83,265
540245-Automotive Operations and Maintenance	365,821	386,400	386,400	20,579
540345-Property Maintenance and Operations	361,824	329,968	329,968	(31,856)
Operations & Maintenance Total	1,317,677	1,389,666	1,389,666	71,989
Rental & Leasing				
550005-Office and Data Processing Equip Rental	15,500	3,500	3,500	(12,000)
550029-Countywide Office and Data Processing Equip Rental	41,930	44,838	44,838	2,908
550129-Facility and Office Space Rental	895,840	392,540	392,540	(503,300)
Rental & Leasing Total	953,270	440,878	440,878	(512,392)
Contingencies & Special Purpose				

DISTRIBUTION BY APPROPRIATION CLASSIFICATION

Account	2021 Approved & Adopted	Department Request	President's Recommendation	Difference
580031-Reimbursement Designated Fund	26,725	-	-	(26,725)
580419-Appropriation Transfer	(1,471,058)	(1,454,471)	(1,454,471)	16,587
Contingencies & Special Purpose Total	(1,444,333)	(1,454,471)	(1,454,471)	(10,138)
Operating Funds Total	24,714,242	25,665,758	25,665,758	951,515

DISTRIBUTION BY APPROPRIATION CLASSIFICATION

Account	2021 Approved & Adopted	Department Request	President's Recommendation	Difference
Personal Services				
501005-Salaries and Wages of Employees With Benefits	32,847,452	33,825,259	33,825,259	977,807
501165-Planned Salary Adjustment	6,900	34,000	34,000	27,100
501210-Planned Overtime Compensation	750,000	1,500,000	1,500,000	750,000
501225-Planned Benefit Adjustment	3,394,572	3,392,076	3,392,076	(2,496)
501510-Mandatory Medicare Cost	491,757	505,300	505,300	13,543
501540-Worker's Compensation	3,000,906	4,515,429	4,515,429	1,514,523
501585-Insurance Benefits	5,824,048	6,140,371	6,140,371	316,323
501765-Professional Develop/Fees	269,300	286,382	286,382	17,082
501835-Transportation and Travel Expenses	56,636	99,000	99,000	42,364
Personal Services Total	46,641,572	50,297,816	50,297,816	3,656,245
Contractual Service				
520149-Communication Services	243,598	221,675	221,675	(21,923)
520259-Postage	42,100	45,075	45,075	2,975
520279-Shipping and Freight Services	92,300	110,000	110,000	17,700
520389-Contract Maintenance Service	320,000	470,000	470,000	150,000
520485-Graphics and Reproduction Services	32,314	38,339	38,339	6,025
520609-Advertising and Promotions	20,000	20,000	20,000	0
520725-Loss and Valuation	1,000	-	-	(1,000)
520825-Professional Services	3,558,008	6,415,305	6,415,305	2,857,297
521300-Special or Coop Programs	749,566	746,006	746,006	(3,560)
521535-Non-Capitalizable/Land Improvements	87,592,480	83,524,705	83,524,705	(4,067,775)
521550-Non-Capitalizable/Real Estate Operations	1,539,380	2,555,879	2,555,879	1,016,499
Contractual Service Total	94,190,746	94,146,984	94,146,984	(43,762)
Supplies & Materials				
530100-Wearing Apparel	7,000	10,000	10,000	3,000
530170-Institutional Supplies	6,140,637	6,967,964	6,967,964	827,327
530600-Office Supplies	35,050	52,700	52,700	17,650
530635-Books, Periodicals and Publish	1,179,958	939,807	939,807	(240,151)
530700-Multimedia Supplies	24,300	23,650	23,650	(650)
531645-Computer and Data Processing Supplies	68,900	48,650	48,650	(20,250)
Supplies & Materials Total	7,455,845	8,042,771	8,042,771	586,926
Operations & Maintenance				
540005-Utilities	413,682	440,688	440,688	27,006
540129-Maintenance and Subscription Services	1,031,898	1,820,175	1,820,175	788,277
540245-Automotive Operations and Maintenance	755,000	760,000	760,000	5,000
540345-Property Maintenance and Operations	40,461,804	22,582,459	22,582,459	(17,879,345)
Operations & Maintenance Total	42,662,384	25,603,322	25,603,322	(17,059,062)
Rental & Leasing				
550005-Office and Data Processing Equip Rental	64,292	64,292	64,292	0
550029-Countywide Office and Data Processing Equip Rental	55,210	54,770	54,770	(440)
550059-Automotive Equipment Rental	100,000	150,000	150,000	50,000
550099-Institutional Equipment Rental	700,000	750,000	750,000	50,000
Rental & Leasing Total	919,502	1,019,062	1,019,062	99,560
Capital Equipment and Improvements				
560005-Real Estate Operations	105,547,435	152,333,598	152,333,598	46,786,163
560150-Institutional Supplies	-	70,000	70,000	70,000
560220-Computer and Data Processing Supplies	1,143,320	1,211,600	1,211,600	68,280
560260-Vehicle Equipment and Supplies	160,000	86,900	86,900	(73,100)

DISTRIBUTION BY APPROPRIATION CLASSIFICATION

Account	2021 Approved & Adopted	Department Request	President's Recommendation	Difference
Capital Equipment and Improvements Total	106,850,755	153,702,098	153,702,098	46,851,343
Contingencies & Special Purpose				
580001-Reserve For Claim	241,472	375,225	375,225	133,753
580031-Reimbursement Designated Fund	694,720	277,677	277,677	(417,043)
580050-Cook County Administration	3,357,491	3,844,677	3,844,677	487,187
580165-Grant Disbursements	8,000,000	8,200,000	8,200,000	200,000
580215-Institution Memberships/FE	275,000	275,000	275,000	0
580235-Public Programs and Events	1,500	500	500	(1,000)
580419-Appropriation Transfer	(212,741)	(182,198)	(182,198)	30,543
580549-Principal	2,825,000	2,975,000	2,975,000	150,000
580569-Interest and Other Charges	3,429,525	3,278,613	3,278,613	(150,913)
Contingencies & Special Purpose Total	18,611,967	19,044,494	19,044,494	432,527
Operating Funds Total	317,332,770	351,856,548	351,856,548	34,523,778

MISSION

The Office of the Chief Administrative Officer (CAO) supports Bureau of Administration (BOA) departments with policy, personnel, and procurement; and administers Countywide activities including Printing and Graphic Services, Fleet Management, Records Management and Veterans Affairs.

MANDATES

Fulfill the duties of the Chief Administrative Officer authorized by state statute (55 ILCS 5/3-14006-14008).

**OPERATIONAL HIGHLIGHTS:
2021 INITIATIVES AND OUTCOMES**

The Child Support Enforcement process was automated to reduce the time spent on validating child support compliance for those seeking to do business with Cook County. The process time was reduced by 63% saving nearly \$85,000 annually.

The Chief Administrative Officer serves as the chair of the Charitable Giving Committee. In response to a survey of employees, the charitable giving campaign included an opportunity for employees to contribute to a charity of their choice. Employee contributions realized an increase of over 400%.

Fleet Management, along with ROI, Procurement, and Finance, has improved the vehicle request process by standardizing the types of vehicles requested and improving the procurement and acquisition process; reducing the cycle time by 6 months.

Veterans Affairs in coordination with Chicago Cook Workforce Partnership, National Able Network and IL Dept of Employment Security, hosted a virtual hiring fair for 244 registered veterans.

BOA Departments were highlighted in news stories an average of 250 times per week, totaling more than 13,000 media mentions in local, regional and national outlets to include CNN, Associated Press, New York Times, Wall Street Journal and USA Today. Coverage included the County's continued comprehensive response to the COVID-19 pandemic, and a groundbreaking initiative designed to make transit more convenient and affordable in traditionally underserved areas of the County.

**OPERATIONAL OPPORTUNITIES:
2022 INITIATIVES AND GOALS**

Communications will expand cable television program offerings to focus on education, County initiatives, health and safety guidance and other information pertinent to County residents

Fleet is proposing a leasing option for passenger vehicles that will reduce costs by up to 20%; conserve capital funds and improve replacement cycles reducing the cost of maintenance.

Printing and Graphics Services will implement a system to streamline the process to request printing and graphics services

Records Management will facilitate countywide training to ensure efficient storage and safeguarding of county records while reducing space utilized for storage.

The Office of Research, Operations, and Innovation (ROI) will assist departments with their ARPA funded projects to ensure success is achieved and measured; assist with departmental innovations and cross-departmental process improvements; and launch a new leadership training and a countywide Black Belt training, while increasing the percent of OUP employees who have attended Green Belt training to 35%.

Performance Metric Name	2019 Actual	2020 Actual	2021 Target	2021 Projection	2022 Target
Average cost per printed page	N/A	0.07	0.06	0.07	0.06
Dollar value of implemented innovations	N/A	132,000	500,000	492,000	500,000
Percent of OUP employees who have participated in ROI trainings	N/A	23.68%	40%	29%	35%
Percent of trained employees who have implemented 1+ innovations	N/A	6.74%	30%	12%	20%
Percent of contacted veterans connected to other agencies	N/A	77.04%	60%	65%	60%

BUDGET HIGHLIGHTS

- Professional Development opportunities are being reinstated with more organization recovering from COVID-19 pandemic operations.
- Veterans Affairs plans to develop and implement a Veterans Action Plan to expand service provision to veterans in partnership with community organizations that provide vital wrap around services.
- Communications is expanding staffing levels to support new, innovative initiatives.

Fund Category	Appropriations (\$ thousands)			
	2019 Adopted	2020 Adopted	2021 Adopted	2022 Recommended
Corporate Fund	4,567	5,193	4,802	4,809
Special Purpose Funds	0	82	162	644
Total Funds	4,567	5,275	4,964	5,453
Expenditures by Type				
Personnel	3,730	4,346	4,240	4,453
Non Personnel	837	930	723	1,000
Total Funds	4,567	5,275	4,964	5,453
FTE Positions	37.0	44.0	42.0	43.0

Program Description	2021		2022	
	FTE Pos.	Adopted	FTE Pos.	Appropriation
11930-Communications	8.0	926,957	9.0	1,003,353
10155-Administration	12.0	1,879,753	11.0	1,869,033
18020-Printing & Graphic Services	9.0	569,769	8.0	503,443
20192-COVID-19	0.0	4,092	0.0	0
33830-Enterprise Wide Service	5.0	572,396	6.0	643,316
35795-Research, Operations, and Innovation	8.0	848,662	8.0	789,734
60162-ARPA - Revenue Loss	0.0	0	1.0	400,208
21120-New/Replacement Capital Equipment	0.0	162,000	0.0	244,000
Total	42.0	4,963,629	43.0	5,453,087

DISTRIBUTION BY APPROPRIATION CLASSIFICATION

Account	2021 Approved & Adopted	Department Request	President's Recommendation	Difference
Personal Services				
501005-Salaries and Wages of Employees With Benefits	3,577,304	3,626,140	3,626,140	48,836
501165-Planned Salary Adjustment	14,100	10,232	10,232	(3,868)
501210-Planned Overtime Compensation	-	40,000	40,000	40,000
501510-Mandatory Medicare Cost	53,578	54,205	54,205	628
501585-Insurance Benefits	579,063	572,658	572,658	(6,405)
501765-Professional Develop/Fees	9,182	35,337	35,337	26,155
501835-Transportation and Travel Expenses	6,990	13,863	13,863	6,873
Personal Services Total	4,240,216	4,352,435	4,352,435	112,219
Contractual Service				
520149-Communication Services	32,938	30,897	30,897	(2,041)
520259-Postage	522	522	522	0
520485-Graphics and Reproduction Services	1,900	2,400	2,400	500
520825-Professional Services	53,972	9,212	9,212	(44,760)
521300-Special or Coop Programs	471,270	471,270	471,270	0
Contractual Service Total	560,601	514,301	514,301	(46,300)
Supplies & Materials				
530005-Food Supplies	16,000	16,000	16,000	0
530170-Institutional Supplies	4,526	1,069	1,069	(3,457)
530600-Office Supplies	7,542	10,686	10,686	3,144
530700-Multimedia Supplies	30,000	30,000	30,000	0
531645-Computer and Data Processing Supplies	5,800	5,850	5,850	50
Supplies & Materials Total	63,868	63,605	63,605	(263)
Operations & Maintenance				
540129-Maintenance and Subscription Services	106,339	123,790	123,790	17,451
540245-Automotive Operations and Maintenance	11,698	8,900	8,900	(2,798)
540345-Property Maintenance and Operations	58,462	32,921	32,921	(25,541)
Operations & Maintenance Total	176,499	165,611	165,611	(10,888)
Rental & Leasing				
550005-Office and Data Processing Equip Rental	10,000	-	-	(10,000)
550029-Countywide Office and Data Processing Equip Rental	13,583	13,583	13,583	0
550129-Facility and Office Space Rental	33,015	37,020	37,020	4,005
Rental & Leasing Total	56,598	50,603	50,603	(5,995)
Contingencies & Special Purpose				
580419-Appropriation Transfer	(296,153)	(337,676)	(337,676)	(41,523)
Contingencies & Special Purpose Total	(296,153)	(337,676)	(337,676)	(41,523)
Operating Funds Total	4,801,629	4,808,879	4,808,879	7,249

PERSONAL SERVICES - SUMMARY OF POSITIONS BY PROGRAM AND JOB CODE

Job Code/Title	Grade	2021 Approved & Adopted		2022 Department Request		2022 President's Recommendation	
		FTE Pos.	Salaries	FTE Pos.	Salaries	FTE Pos.	Salaries
11930-Communications							
0854-Public Information Officer	20	1.0	73,067	1.0	74,542	1.0	74,542
1033-Graphics Technician V	20	1.0	101,548	-	-	-	-
5357-Director of Cable Television	23	1.0	129,018	1.0	129,018	1.0	129,018
6421-Television Prod Specialist	20	1.0	65,866	1.0	67,195	1.0	67,195
6477-Info Tech Communications Mgr	24	1.0	107,713	1.0	107,713	1.0	107,713
7685-Deputy Director of Communications	24	1.0	117,300	1.0	117,300	1.0	117,300
7848-Graphic Design Specialist - BOA	20	1.0	80,317	1.0	83,732	1.0	83,732
8947-Executive Producer	24	1.0	100,550	1.0	103,429	1.0	103,429
9999-TEMPORARY EMPLOYEES		-	-	2.0	133,586	2.0	133,586
		8.0	\$775,380	9.0	\$816,514	9.0	\$816,514
10155-Administration							
0048-Administrative Assistant III	16	1.0	73,064	1.0	73,064	1.0	73,064
0052-Chief Administrative Officer	24	1.0	190,005	1.0	190,005	1.0	190,005
0295-Administrative Analyst V	23	1.0	83,861	1.0	85,551	1.0	85,551
0620-Legislative Coordinator I	20	1.0	69,468	1.0	70,865	1.0	70,865
0641-Investigator IV	20	1.0	88,164	-	-	-	-
1031-Special Assistant	24	1.0	110,966	1.0	110,966	1.0	110,966
5210-Special Assistant	24	2.0	158,855	2.0	158,854	2.0	158,854
5299-Deputy Chief Admin Officer	24	2.0	250,983	2.0	298,295	2.0	298,295
5531-Special Asst for Legal Affairs	24	1.0	119,138	1.0	119,137	1.0	119,137
5819-Executive Assistant II	22	1.0	96,235	1.0	98,176	1.0	98,176
		12.0	\$1,240,740	11.0	\$1,204,914	11.0	\$1,204,914
18020-Printing & Graphic Services							
0143-Accountant III	15	1.0	68,476	1.0	68,478	1.0	68,478
0989-Multilith Operator IV	14	2.0	122,839	1.0	58,984	1.0	58,984
2381-Motor Vehicle Driver I	X	1.0	79,976	1.0	79,768	1.0	79,768
5558-Mg of Printing & Graphic Svcs	23	1.0	91,221	1.0	93,059	1.0	93,059
6052-Bindery Digital Printer Opr	14	3.0	160,994	3.0	150,641	3.0	150,641
8851-Print Shop Supervisor	21	1.0	70,236	1.0	71,652	1.0	71,652
		9.0	\$593,741	8.0	\$522,582	8.0	\$522,582
33830-Enterprise Wide Service							
0051-Administrative Assistant V	20	1.0	68,829	1.0	70,216	1.0	70,216
1557-Director of Veteran Affairs	21	1.0	111,644	1.0	111,644	1.0	111,644
5242-Records Mangmt Administrator	23	1.0	83,035	1.0	84,708	1.0	84,708
5940-Fleet Manager	23	1.0	88,129	1.0	89,909	1.0	89,909
8797-Records and Information Specialist	16	1.0	46,716	1.0	47,029	1.0	47,029
9999-TEMPORARY EMPLOYEES		-	-	1.0	81,544	1.0	81,544
		5.0	\$398,353	6.0	\$485,051	6.0	\$485,051
35795-Research, Operations, and Innovation							
2209-Industrial Engineer III	23	1.0	115,363	1.0	117,689	1.0	117,689
5880-Perform Management Analyst	19	1.0	79,413	2.0	138,214	2.0	138,214
7443-Deputy Director of Research, Operations and Innovation	24	1.0	115,260	1.0	115,260	1.0	115,260
7442-Director of Research, Operations and Innovation	24	1.0	147,900	1.0	147,900	1.0	147,900
7954-Ops Improvmt Specialist	19	2.0	116,506	2.0	126,452	2.0	126,452
7984-Manager of Research and Policy	24	-	1	0.0	1	0.0	1
8841-ROI Program Coordinator	17	1.0	49,435	-	-	-	-
9999-TEMPORARY EMPLOYEES		1.0	62,912	-	-	-	-
9019-Ops Improvement Specialist II	20	-	-	1.0	63,712	1.0	63,712
		8.0	\$686,789	8.0	\$709,227	8.0	\$709,227

PERSONAL SERVICES - SUMMARY OF POSITIONS BY PROGRAM AND JOB CODE

Job Code/Title	Grade	2021 Approved & Adopted		2022 Department Request		2022 President's Recommendation	
		FTE Pos.	Salaries	FTE Pos.	Salaries	FTE Pos.	Salaries
Total Salaries and Positions		42.0	\$3,695,003	42.0	\$3,738,288	42.0	\$3,738,288
Turnover Adjustment		-	(117,699)	-	(112,149)	-	(112,149)
Operating Fund Totals		42.0	\$3,577,304	42.0	\$3,626,140	42.0	\$3,626,140

PERSONAL SERVICES - SUMMARY OF POSITIONS BY GRADE

Salary Grade	2021 Approved & Adopted		2022 Department Request		2022 President's Recommendation	
	FTE Pos.	Salaries	FTE Pos.	Salaries	FTE Pos.	Salaries
14	5.0	283,832	4.0	209,625	4.0	209,625
15	1.0	68,476	1.0	68,478	1.0	68,478
16	2.0	119,780	2.0	120,094	2.0	120,094
17	1.0	49,435	-	-	-	-
19	3.0	195,919	4.0	264,665	4.0	264,665
20	7.0	547,260	6.0	430,261	6.0	430,261
21	2.0	181,880	2.0	183,296	2.0	183,296
22	1.0	96,235	1.0	98,176	1.0	98,176
23	6.0	590,627	6.0	599,935	6.0	599,935
24	12.0	1,418,671	12.0	1,468,860	12.0	1,468,860
X	1.0	79,976	1.0	79,768	1.0	79,768
	1.0	62,912	3.0	215,130	3.0	215,130
Total Salaries and Positions	42.0	\$3,695,003	42.0	\$3,738,288	42.0	\$3,738,288
Turnover Adjustment	-	\$(117,699)	-	\$(112,149)	-	\$(112,149)
Operating Funds Total	42.0	\$3,577,304	42.0	\$3,626,140	42.0	\$3,626,140

MISSION

To foster healthy, resilient, and thriving communities by improving the quality of life, protecting the natural environment, and promoting sustainability and environmental justice for all Cook County residents and stakeholders

MANDATES

Enforce Cook County Environment and Sustainability Ordinance (Chapter 30) for environmental permitting and enforcement in suburban Cook County.

Implement Illinois EPA cooperative agreements on pollution control, inspection and monitoring.

Administer U.S. EPA, DOE and other federal and state grant agreements.

Monitor regional air quality for the U.S. EPA.County Board President’s priorities for sustainability and environmental justice

**OPERATIONAL HIGHLIGHTS:
2021 INITIATIVES AND OUTCOMES**

In 2021, the Department projects it will conduct 6,000 total inspections of businesses, waste facilities, demolitions and asbestos removals, about a 50% increase from 2020 which was greatly reduced due to the state shut-down order and additional procedural safety precautions being taken response to COVID-19 (which affected both County staff and the businesses we inspect). With the increase in inspections, the per-inspection cost will drop. We plan to complete another 20 Phase I Brownfield Assessments in the South Suburbs, as well as make additional loans towards brownfield cleanup to facilitate redevelopment. In 2021, the Department started permitting and regulating temporary rock crushers at major demolition sites in the suburbs, to reduce airborne dust emissions caused by these operations; reduce impact to neighboring properties from the operation of such equipment and to reduce the waste. And in partnership with the Bureau of Economic Development, we rolled out a Commercial Property Assessed Clean Energy (C-PACE) program to allow on-property tax bill repayment of loans for clean energy and energy and water efficiency programs.

**OPERATIONAL OPPORTUNITIES:
2022 INITIATIVES AND GOALS**

In 2022, DES in concert with the Bureau of Asset Management will implement the County’s Clean Energy Plan which lays out the steps to reducing greenhouse gas emissions from County facilities by 45% by 2030 (from our 2010 baseline) and achieving carbon neutrality by 2050, as well as using 100% clean renewable electricity by 2030. A large offsite purchase of renewable energy planned for 2022 will take the County a considerable way towards these goals. Our target for 2022 is a 3.75% reduction in greenhouse gas emissions which we expect to meet or better. The proposed new Pollution Prevention effort will help businesses regulated by the County, especially those in areas already overburdened by pollution, do their part towards reaching our climate goals. And the proposed new Resiliency Planning effort will assist Environmental Justice communities to better prepare for and thrive under climate change and its effects, including heat and flooding, which tend to fall disproportionately on poorer and minority communities. Continued refinements to OnBase, our online permitting and customer payment system, will streamline those processes for our customers and help us meet our target of 80% of businesses in compliance with air permitting requirements.

Performance Metric Name	2019 Actual	2020 Actual	2021 Target	2021 Projection	2022 Target
Percent change in Cook County government greenhouse gas emissions from baseline (2016)	N/A	-6.8%	-3.75%	-3.75%	-3.75%
Total # of permits issued	13,654	13,401	13,000	13,200	13,200
Percent of facilities in compliance with air permitting requirements	N/A	80%	80%	80%	80%
Percent of known and discovered waste disposed of annually	N/A	20.66%	30%	30%	30%

BUDGET HIGHLIGHTS

- Implementing new Pollution Prevention Program to assist regulated businesses in reducing emissions of carbon and other pollutants, waste, and water use
- Implementing new Resiliency Planning Program to help Environmental Justice communities become better prepared to survive and thrive even with the effects of climate change
- Carrying over funds for Solar in Schools grant initiative in Special Fund

Fund Category	Appropriations (\$ thousands)			
	2019 Adopted	2020 Adopted	2021 Adopted	2022 Recommended
Corporate Fund	1,978	2,173	1,977	2,206
Special Purpose Funds	525	800	764	1,086
Grants	3,936	3,511	5,268	3,402
Total Funds	6,438	6,484	8,009	6,693
Expenditures by Type				
Personnel	5,924	4,739	5,851	4,502
Non Personnel	515	1,745	2,157	2,191
Total Funds	6,438	6,484	8,009	6,693
FTE Positions	34.1	35.0	34.0	37.0

Program Description	2021		2022		
	FTE Pos.	Adopted	FTE Pos.	Appropriation	
10155-Administration	Supervises departmental operations and manages administrative functions.	5.5	77,823	5.5	160,052
19940-Sustainability	Staffs the County's Green Leadership Team, monitors and manages energy, waste and recycling, and water at county facilities. Includes grant programs.	3.5	358,670	3.5	340,579
20192-COVID-19	Expenses associated with mitigating the effects and spread of COVID-19, not otherwise required as part of the County's normal operations.	0.0	6,773	0.0	0
35000-Air and Land Pollution Reduction	Monitors air quality. Regulates sites with burning/ processing equipment, hazardous waste, waste transfer stations/recyclers, asbestos removal and other sites. Includes brownfield redevelopment.	18.0	2,297,530	21.0	2,790,677
Grants	Federal, State, and Private agencies appropriated grant funds that support various programs and services	7.0	5,267,896	7.0	3,401,604
Total		34.0	8,008,691	37.0	6,692,911

DISTRIBUTION BY APPROPRIATION CLASSIFICATION

Account	2021 Approved & Adopted	Department Request	President's Recommendation	Difference
Personal Services				
501005-Salaries and Wages of Employees With Benefits	1,917,105	2,040,036	2,040,036	122,932
501165-Planned Salary Adjustment	2,300	6,931	6,931	4,631
501510-Mandatory Medicare Cost	28,667	30,495	30,495	1,829
501585-Insurance Benefits	500,158	471,300	471,300	(28,858)
501765-Professional Develop/Fees	14,490	10,937	10,937	(3,553)
501835-Transportation and Travel Expenses	4,000	10,750	10,750	6,750
Personal Services Total	2,466,719	2,570,450	2,570,450	103,730
Contractual Service				
520149-Communication Services	31,298	24,495	24,495	(6,803)
520259-Postage	5,500	4,500	4,500	(1,000)
520485-Graphics and Reproduction Services	4,000	3,000	3,000	(1,000)
520825-Professional Services	2,100	52,000	52,000	49,900
Contractual Service Total	42,898	83,995	83,995	41,097
Supplies & Materials				
530100-Wearing Apparel	3,000	1,000	1,000	(2,000)
530170-Institutional Supplies	6,773	-	-	(6,773)
530600-Office Supplies	4,800	3,000	3,000	(1,800)
530635-Books, Periodicals and Publish	300	300	300	0
530700-Multimedia Supplies	500	500	500	0
530785-Medical, Dental and Laboratory Supplies	19,500	23,214	23,214	3,714
Supplies & Materials Total	34,873	28,014	28,014	(6,859)
Operations & Maintenance				
540129-Maintenance and Subscription Services	58,852	45,747	45,747	(13,105)
540245-Automotive Operations and Maintenance	9,998	10,000	10,000	2
540345-Property Maintenance and Operations	83,636	81,586	81,586	(2,050)
Operations & Maintenance Total	152,486	137,333	137,333	(15,153)
Rental & Leasing				
550005-Office and Data Processing Equip Rental	2,000	-	-	(2,000)
550029-Countywide Office and Data Processing Equip Rental	2,532	2,533	2,533	1
Rental & Leasing Total	4,532	2,533	2,533	(1,999)
Contingencies & Special Purpose				
580419-Appropriation Transfer	(724,905)	(616,795)	(616,795)	108,110
Contingencies & Special Purpose Total	(724,905)	(616,795)	(616,795)	108,110
Operating Funds Total	1,976,604	2,205,530	2,205,530	228,926

PERSONAL SERVICES - SUMMARY OF POSITIONS BY PROGRAM AND JOB CODE

Job Code/Title	Grade	2021 Approved & Adopted		2022 Department Request		2022 President's Recommendation	
		FTE Pos.	Salaries	FTE Pos.	Salaries	FTE Pos.	Salaries
10155-Administration							
0047-Admin Assistant II	14	1.0	60,696	1.0	60,696	1.0	60,696
0048-Administrative Assistant III	16	1.0	69,757	1.0	69,757	1.0	69,757
0112-Dir of Financial Control III	23	1.0	89,008	1.0	95,709	1.0	95,709
0263-Director	24	0.5	61,968	0.5	61,967	0.5	61,967
0620-Legislative Coordinator I	20	-	0	0.0	0	0.0	0
5204-Deputy Director	23	1.0	129,018	1.0	129,018	1.0	129,018
5531-Special Asst for Legal Affairs	24	1.0	112,560	1.0	112,560	1.0	112,560
		5.5	\$523,008	5.5	\$529,708	5.5	\$529,708
19940-Sustainability							
0263-Director	24	0.5	61,968	0.5	61,967	0.5	61,967
0620-Legislative Coordinator I	20	-	1	0.0	1	0.0	1
7027-Env&Sustain Init Prog Mgr	23	2.0	163,934	2.0	164,435	2.0	164,435
8835-Community Outreach Coordinator	19	1.0	57,223	1.0	58,861	1.0	58,861
		3.5	\$283,125	3.5	\$285,263	3.5	\$285,263
35000-Air and Land Pollution Reduction							
0046-Admin Assistant I	12	1.0	51,777	1.0	52,612	1.0	52,612
1429-Environmental Cont Inspector I	15	4.0	263,413	3.0	198,943	3.0	198,943
1430-Environmental Cntrl Inspect II	17	2.0	154,076	2.0	154,076	2.0	154,076
1441-Environmental Engineer IV	22	-	1	0.0	1	0.0	1
1446-Environmental Engineer III	20	2.0	188,398	4.0	315,971	4.0	315,971
2217-Environment Control Engineer I	17	1.0	69,211	1.0	70,254	1.0	70,254
2218-Environ Control Engineer II	19	1.0	91,291	2.0	152,800	2.0	152,800
2227-Solid Waste Coordinator	21	1.0	103,074	1.0	105,586	1.0	105,586
2271-Manager Engineering Services	20	1.0	78,349	1.0	62,912	1.0	62,912
2272-Manager Technical Services	20	1.0	92,150	1.0	94,009	1.0	94,009
8804-Manager, Air Inspection Division	22	1.0	79,136	1.0	80,995	1.0	80,995
		15.0	\$1,170,876	17.0	\$1,288,159	17.0	\$1,288,159
Total Salaries and Positions		24.0	\$1,977,008	26.0	\$2,103,130	26.0	\$2,103,130
Turnover Adjustment		-	(59,903)	-	(63,094)	-	(63,094)
Operating Fund Totals		24.0	\$1,917,105	26.0	\$2,040,036	26.0	\$2,040,036

PERSONAL SERVICES - SUMMARY OF POSITIONS BY GRADE

Salary Grade	2021 Approved & Adopted		2022 Department Request		2022 President's Recommendation	
	FTE Pos.	Salaries	FTE Pos.	Salaries	FTE Pos.	Salaries
12	1.0	51,777	1.0	52,612	1.0	52,612
14	1.0	60,696	1.0	60,696	1.0	60,696
15	4.0	263,413	3.0	198,943	3.0	198,943
16	1.0	69,757	1.0	69,757	1.0	69,757
17	3.0	223,287	3.0	224,330	3.0	224,330
19	2.0	148,514	3.0	211,661	3.0	211,661
20	4.0	358,898	6.0	472,893	6.0	472,893
21	1.0	103,074	1.0	105,586	1.0	105,586
22	1.0	79,137	1.0	80,996	1.0	80,996
23	4.0	381,960	4.0	389,162	4.0	389,162
24	2.0	236,495	2.0	236,494	2.0	236,494
Total Salaries and Positions	24.0	\$1,977,008	26.0	\$2,103,130	26.0	\$2,103,130
Turnover Adjustment	-	\$(59,903)	-	\$(63,094)	-	\$(63,094)
Operating Funds Total	24.0	\$1,917,105	26.0	\$2,040,036	26.0	\$2,040,036

MISSION

The Medical Examiner ensures public health and safety by performing postmortem examinations to determine cause and manner of death for individuals who die in Cook County and to ensure the dignified final disposition of indigent decedents.

MANDATES

The office was established by the Cook County Code of Ordinances, Chapter 38 Health and Human Services, Article VI Medical Examiner. The abolishment of the Office of the Coroner was authorized by a 1972 referendum.

OPERATIONAL HIGHLIGHTS: 2021 INITIATIVES AND OUTCOMES

NATIONAL ASSOCIATION OF COUNTIES ACHIEVEMENT AWARD:

The Medical Examiner's Office was recognized for its COVID-19 dashboard that was published in collaboration with the Bureau of Technology. This program was created to provide transparency and real-time data to researchers, law enforcement, journalists and the public as our County grapples with the COVID-19 pandemic. The Medical Examiner COVID-19 dashboard enhances our ability to provide data specific to the pandemic so the people on the front lines of the fight against the virus can easily access information about where the deaths are occurring. This can help identify clusters and surges and hopefully help make the best decisions to save lives.

DIGITAL PORTAL:

The Medical Examiner's Office has "gone live" with a digital portal that allows for many business transactions with the office to be conducted online. Examples include the issuing of cremation permits to funeral directors, and requests for medical records from families of decedents and attorneys. The portal allows for direct payment of fees online. The transition to the portal will ultimately phase out a fax account system for funeral directors, which will result in a savings to the office and will relieve the County from the responsibility for maintaining deposits from funeral directors to cover permit fees. Increased use of the portal will also have a positive environmental effect, as it will reduce the use of paper.

OPERATIONAL OPPORTUNITIES: 2022 INITIATIVES AND GOALS

AUTOPSIES PER PATHOLOGIST (GOAL 250):

The National Association of Medical Examiners (NAME) recommends that the average number of autopsies a pathologist can perform in a year are 250. In FY2021, the Medical Examiner's Office (MEO) is on track to perform an average of 299 autopsies per pathologist. In order for our goal to be met, the MEO must recruit and retain a full staff of Assistant Medical Examiners. Recruitment and retention is challenging due to the acute national shortage of forensic pathologists with the increased number of opioid deaths and complex cases including gun homicides and high-profile cases that the office handles.

% OF REPORTS COMPLETED WITHIN 60 DAYS OF AUTOPSY:

By completing 90 percent of autopsy reports within 60 days, we will overcome a NAME deficiency and improve customer service by providing families with timely reports. This goal is tied to the prior caseload goal of the pathologists, as increased caseload leads to slower completion of reports.

Performance Metric Name	2019 Actual	2020 Actual	2021 Target	2021 Projection	2022 Target
Percentage of Cook County deaths that received a postmortem exam	15.19%	27.99%	15%	33.35%	15%
Average length of stay for indigent decedents (days)	42.5	45.92	35	48	35
Percentage of postmortem reports completed within 90 days of autopsy	91.33%	89.55%	90%	85%	90%

BUDGET HIGHLIGHTS

- One forensic pathologist to handle increased caseload.
- Three grief counselors dedicated to handling the concerns of grieving families.
- Three forensic technicians to increase capacity for pathologists working simultaneously and to increase viewing hours for families.
- One death investigator to assist issuance of cremation permits outside of regular business hours.

Fund Category	Appropriations (\$ thousands)			
	2019 Adopted	2020 Adopted	2021 Adopted	2022 Recommended
Public Safety Fund	14,567	14,509	16,396	17,019
Special Purpose Funds	0	738	702	628
Grants	456	96	64	398
Total Funds	15,023	15,343	17,163	18,045
Expenditures by Type				
Personnel	12,288	11,833	12,491	13,295
Non Personnel	2,735	3,510	4,672	4,749
Total Funds	15,023	15,343	17,163	18,045
FTE Positions	113.0	106.0	108.0	117.0

Program Description	2021		2022	
	FTE Pos.	Adopted	FTE Pos.	Appropriation
15430-Laboratory	3.0	1,193,966	3.0	1,211,200
15995-Medical Records	6.0	448,027	6.0	483,121
10155-Administration	12.0	2,098,974	16.2	2,856,689
15115-Intake	0.0	441	0.0	0
15220-Investigations	28.0	2,356,868	29.0	2,317,230
15970-Medical Examiner Fee Management	0.0	652,144	0.0	577,530
17140-Pathology	50.0	8,370,344	54.0	9,032,912
20192-COVID-19	0.0	1,177,658	0.0	422,499
35290-Imaging Services	8.0	749,731	8.0	695,556
21120-New/Replacement Capital Equipment	0.0	50,000	0.0	50,000
Grants	1.0	64,423	0.8	397,928
Total	108.0	17,162,576	117.0	18,044,664

DISTRIBUTION BY APPROPRIATION CLASSIFICATION

Account	2021 Approved & Adopted	Department Request	President's Recommendation	Difference
Personal Services				
501005-Salaries and Wages of Employees With Benefits	10,025,600	10,812,321	10,812,321	786,721
501165-Planned Salary Adjustment	65,200	76,072	76,072	10,872
501210-Planned Overtime Compensation	151,500	187,500	187,500	36,000
501510-Mandatory Medicare Cost	156,329	166,984	166,984	10,656
501540-Worker's Compensation	147,791	294,389	294,389	146,598
501585-Insurance Benefits	1,776,158	1,578,056	1,578,056	(198,102)
501765-Professional Develop/Fees	93,700	116,780	116,780	23,080
501835-Transportation and Travel Expenses	10,000	9,500	9,500	(500)
Personal Services Total	12,426,277	13,241,603	13,241,603	815,325
Contractual Service				
520005-Ambulance Service	1,000	1,000	1,000	0
520049-Scavenger and Hazardous Materail Services	80,000	83,100	83,100	3,100
520149-Communication Services	53,841	55,521	55,521	1,680
520189-Laundry and Linen Services	57,600	40,800	40,800	(16,800)
520209-Food Services	499	1,000	1,000	501
520259-Postage	5,000	5,000	5,000	0
520279-Shipping and Freight Services	4,700	8,250	8,250	3,550
520389-Contract Maintenance Service	433,110	365,800	365,800	(67,310)
520469-Services For Minor/Indigent	286,700	285,500	285,500	(1,200)
520485-Graphics and Reproduction Services	3,500	3,500	3,500	0
520825-Professional Services	314,600	526,700	526,700	212,100
521005-Professional Legal Expenses	200,200	230,000	230,000	29,800
521200-Laboratory Testing and Analysis	945,000	987,000	987,000	42,000
Contractual Service Total	2,385,750	2,593,171	2,593,171	207,421
Supplies & Materials				
530100-Wearing Apparel	15,000	20,000	20,000	5,000
530170-Institutional Supplies	13,000	14,000	14,000	1,000
530600-Office Supplies	12,000	12,000	12,000	0
530635-Books, Periodicals and Publish	26,000	26,130	26,130	130
530700-Multimedia Supplies	15,000	15,000	15,000	0
530785-Medical, Dental and Laboratory Supplies	390,000	420,000	420,000	30,000
531645-Computer and Data Processing Supplies	5,500	8,000	8,000	2,500
Supplies & Materials Total	476,500	515,130	515,130	38,630
Operations & Maintenance				
540129-Maintenance and Subscription Services	228,862	303,163	303,163	74,301
540245-Automotive Operations and Maintenance	6,000	5,000	5,000	(1,000)
Operations & Maintenance Total	234,862	308,163	308,163	73,301
Rental & Leasing				
550005-Office and Data Processing Equip Rental	3,500	3,500	3,500	0
550029-Countywide Office and Data Processing Equip Rental	13,639	13,639	13,639	0
550129-Facility and Office Space Rental	855,480	344,000	344,000	(511,480)
Rental & Leasing Total	872,619	361,139	361,139	(511,480)
Operating Funds Total	16,396,009	17,019,206	17,019,206	623,197

PERSONAL SERVICES - SUMMARY OF POSITIONS BY PROGRAM AND JOB CODE

Job Code/Title	Grade	2021 Approved & Adopted		2022 Department Request		2022 President's Recommendation	
		FTE Pos.	Salaries	FTE Pos.	Salaries	FTE Pos.	Salaries
15430-Laboratory							
1842-Laboratory Technician III	13	2.0	112,865	2.0	104,618	2.0	104,618
4612-Histotechnologist III	T18	1.0	61,250	1.0	72,704	1.0	72,704
		3.0	\$174,115	3.0	\$177,322	3.0	\$177,322
15995-Medical Records							
0046-Admin Assistant I	12	2.0	94,060	2.0	94,060	2.0	94,060
0142-Accountant II	13	1.0	59,072	1.0	59,715	1.0	59,715
0143-Accountant III	15	1.0	64,817	1.0	65,506	1.0	65,506
0936-Stenographer V	13	1.0	62,024	1.0	62,024	1.0	62,024
6275-Manager of Medical Records	21	1.0	77,569	1.0	79,135	1.0	79,135
		6.0	\$357,541	6.0	\$360,440	6.0	\$360,440
10155-Administration							
0046-Admin Assistant I	12	2.0	104,732	2.0	105,899	2.0	105,899
0252-Business Manager II	20	1.0	64,285	1.0	75,286	1.0	75,286
0516-Executive Officer	24	1.0	134,921	1.0	134,921	1.0	134,921
0935-Stenographer IV	11	1.0	54,076	1.0	54,076	1.0	54,076
1740-Chief Medical Examiner	K12	1.0	335,000	1.0	335,000	1.0	335,000
5531-Special Asst for Legal Affairs	24	-	1	1.0	109,984	1.0	109,984
5724-Indigent Coordinator	19	1.0	62,825	1.0	64,092	1.0	64,092
5726-Deputy Executive Officer	23	1.0	112,636	1.0	114,908	1.0	114,908
6028-IT Systems Administrator - MEO	20	1.0	63,926	1.0	71,980	1.0	71,980
6115-Safety Compliance Officer	20	1.0	70,507	1.0	71,928	1.0	71,928
6483-Forensic Compliance Officer	23	1.0	79,930	1.0	82,076	1.0	82,076
7819-Epidemiologist-Medical Examiner	20	-	-	0.2	12,815	0.2	12,815
7827-Data Analyst	15	1.0	42,835	1.0	42,424	1.0	42,424
9999-TEMPORARY EMPLOYEES		-	-	3.0	188,735	3.0	188,735
		12.0	\$1,125,674	16.2	\$1,464,124	16.2	\$1,464,124
15220-Investigations							
0638-Investigator I	14	15.0	822,971	-	-	-	-
0639-Investigator II	16	5.0	341,737	-	-	-	-
0640-Investigator III	18	5.0	422,451	-	-	-	-
0641-Investigator IV	20	1.0	70,889	1.0	72,319	1.0	72,319
5938-Child Death Investigator	18	1.0	85,890	-	-	-	-
7417-Investigator V-Exempt	22	1.0	106,104	1.0	108,244	1.0	108,244
8986-Medicolegal Death Investigator	17	-	-	27.0	1,761,608	27.0	1,761,608
		28.0	\$1,850,043	29.0	\$1,942,170	29.0	\$1,942,170
17140-Pathology							
0047-Admin Assistant II	14	4.0	251,150	4.0	254,281	4.0	254,281
1301-Forensic Pathology Fellow	K	3.0	319,524	3.0	402,214	3.0	402,214
1741-Deputy Chief Medical Examiner	K	1.0	291,960	1.0	290,850	1.0	290,850
1743-Asst Medical Examiner I	E1	2.0	464,748	2.0	476,365	2.0	476,365
5819-Executive Assistant II	22	1.0	85,411	1.0	87,135	1.0	87,135
5921-Asst Medical Examiner III	E8	16.0	3,924,312	17.0	4,084,827	17.0	4,084,827
8770-Forensic Tech	15	21.0	1,240,087	24.0	1,396,586	24.0	1,396,586
8800-Forensic Technician Supervisor	20	2.0	159,860	2.0	163,089	2.0	163,089
		50.0	\$6,737,053	54.0	\$7,155,346	54.0	\$7,155,346
35290-Imaging Services							
1912-X-Ray Technician I	15	3.0	184,440	3.0	184,816	3.0	184,816
4874-Photo Technician III	16	3.0	187,796	3.0	175,696	3.0	175,696
6022-Radiology Technician Supv MEX	18	1.0	80,178	1.0	81,797	1.0	81,797
6621-Photography Supervisor	18	1.0	84,440	1.0	84,440	1.0	84,440

PERSONAL SERVICES - SUMMARY OF POSITIONS BY PROGRAM AND JOB CODE

Job Code/Title	Grade	2021 Approved & Adopted		2022 Department Request		2022 President's Recommendation	
		FTE Pos.	Salaries	FTE Pos.	Salaries	FTE Pos.	Salaries
		8.0	\$536,855	8.0	\$526,748	8.0	\$526,748
Total Salaries and Positions		107.0	\$10,781,280	116.2	\$11,626,152	116.2	\$11,626,152
Turnover Adjustment		-	(755,680)	-	(813,831)	-	(813,831)
Operating Fund Totals		107.0	\$10,025,600	116.2	\$10,812,321	116.2	\$10,812,321

PERSONAL SERVICES - SUMMARY OF POSITIONS BY GRADE

Salary Grade	2021 Approved & Adopted		2022 Department Request		2022 President's Recommendation	
	FTE Pos.	Salaries	FTE Pos.	Salaries	FTE Pos.	Salaries
11	1.0	54,076	1.0	54,076	1.0	54,076
12	4.0	198,792	4.0	199,959	4.0	199,959
13	4.0	233,960	4.0	226,357	4.0	226,357
14	19.0	1,074,121	4.0	254,281	4.0	254,281
15	26.0	1,532,180	29.0	1,689,332	29.0	1,689,332
16	8.0	529,533	3.0	175,696	3.0	175,696
17	-	-	27.0	1,761,608	27.0	1,761,608
18	8.0	672,959	2.0	166,237	2.0	166,237
19	1.0	62,825	1.0	64,092	1.0	64,092
20	6.0	429,468	6.2	467,417	6.2	467,417
21	1.0	77,569	1.0	79,135	1.0	79,135
22	2.0	191,516	2.0	195,379	2.0	195,379
23	2.0	192,566	2.0	196,984	2.0	196,984
24	1.0	134,922	2.0	244,905	2.0	244,905
E1	2.0	464,748	2.0	476,365	2.0	476,365
E8	16.0	3,924,312	17.0	4,084,827	17.0	4,084,827
K	4.0	611,484	4.0	693,064	4.0	693,064
K12	1.0	335,000	1.0	335,000	1.0	335,000
T18	1.0	61,250	1.0	72,704	1.0	72,704
	-	-	3.0	188,735	3.0	188,735
Total Salaries and Positions	107.0	\$10,781,280	116.2	\$11,626,152	116.2	\$11,626,152
Turnover Adjustment	-	\$(755,680)	-	\$(813,831)	-	\$(813,831)
Operating Funds Total	107.0	\$10,025,600	116.2	\$10,812,321	116.2	\$10,812,321

MISSION

The Department of Emergency Management and Regional Security enhances the safety and security of Cook County and its residents by working to build capacity to prevent, protect against, mitigate the effects of, respond to and recover from all incidents whether human-caused or natural.

MANDATES

Federal, State and County laws mandate that local governments develop and maintain emergency management capabilities. Stafford Act, 42 USC §5121-5208; Illinois Emergency Management Agency Act, 20 ILCS 3305 et seq.; Cook County Code Chapter 26, Article II. DEMRS fulfills this role as the County's Emergency Management Agency.

OPERATIONAL HIGHLIGHTS: 2021 INITIATIVES AND OUTCOMES

DEMRS increased planning support to County municipalities by helping them formally join the County's Multi-Jurisdictional Hazard Mitigation Plan. Planning staff directly interacted with and supported County communities as they identified projects to mitigate jurisdiction-specific risk. DEMRS's 2021 goal was to sign up 121 municipalities to the HMP. Through June 2021, it has signed up 122, which surpasses our goal.

DEMRS also seeks to engage 100% of County municipalities through their participation in the County's Mass Notification system. Through June 2021, 97.8% of the County's 135 municipalities have enrolled in, and receive DEMRS communications through the system.

DEMRS is also dedicated to providing training opportunities to suburban municipalities through either DEMRS or entities funded by grant dollars managed by DEMRS. While our goal is to have at least 10% of County municipalities participate in one form of an DEMRS sponsored training per month. To date, just over 11.5% have participated, per month.

DEMRS is also tracking the percentage of County municipalities that receive DEMRS-managed physical assets and/or direct investments from our department via sub-grants. Our FY21 goal is to provide direct support to 2% of municipalities per month (or 25% annually). Through, June 2021, we have served 24% of the County's municipalities.

OPERATIONAL OPPORTUNITIES: 2022 INITIATIVES AND GOALS

The DEMRS FY22 budget seeks to sustain ongoing initiatives, such as maintaining (and growing) our capacity to respond to suburban municipalities in their time of need with equipment, personnel and expertise. The budget also will support the implementation of the DEMRS Strategic Plan which, when completed in Q4 2021, will include a strong focus on preparedness for all suburban municipalities, communities and residents. The ongoing pandemic has focused increased attention on the systemic inequities that cause certain populations to be disproportionately impacted by disasters and emergencies. Ensuring that the County, its municipalities, employees, and residents are prepared for the next disaster requires significant investments in emergency management capacity building with an intentional focus on equity and inclusion. In FY 22, DEMRS will have completed the creation of its Preparedness Section which will be tasked with assessing suburban preparedness needs, initiating programs aimed at bolstering suburban preparedness and equipping our communities with the tools they need to prepare for, respond to and recover from critical incidents. The FY 22 budget will continue to support existing Key Performance Indicators (KPIs) and activities aimed at meeting the DEMRS Mission. Additional KPIs will be developed during FY 22 to reflect preparedness initiatives and the equity-driven initiatives outlined in DEMRS' final Strategic Plan.

Performance Metric Name	2019 Actual	2020 Actual	2021 Target	2021 Projection	2022 Target
Percent of municipalities to which EMRS provides planning support	N/A	89.6%	75%	90%	75%
Percent of municipalities receiving communications through EMRS notification systems	N/A	85.8%	100%	98%	100%
Percent of municipalities participating in EMRS training opportunities	N/A	10%	10%	12%	10%
Percent of municipalities who have received EMRS-managed physical assets and/or direct investments	N/A	38.09%	25%	30%	25%

BUDGET HIGHLIGHTS

- Corporate budget growth will begin to fund DEMRS in line with jurisdictions of similar size and complexities.
- The budget growth will support implementation of the DEMRS strategic plan which includes a strong focus on preparedness and ensuring equitable post-disaster outcomes.

Fund Category	Appropriations (\$ thousands)			
	2019 Adopted	2020 Adopted	2021 Adopted	2022 Recommended
Public Safety Fund	1,389	1,431	1,090	1,133
Special Purpose Funds	0	0	0	938
Grants	46,704	69,630	129,628	65,820
Total Funds	48,093	71,061	130,718	67,891
Expenditures by Type				
Personnel	13,576	21,696	7,603	17,350
Non Personnel	34,517	49,365	123,115	50,540
Total Funds	48,093	71,061	130,718	67,891
FTE Positions	62.7	66.0	66.0	72.0

Program Description	2021		2022		
	FTE Pos.	Adopted	FTE Pos.	Appropriation	
10155-Administration	Supervises departmental operations and manages administrative functions.	6.0	744,453	6.0	636,523
20192-COVID-19	Expenses associated with mitigating the effects and spread of COVID-19, not otherwise required as part of the County's normal operations.	0.0	6,482	0.0	0
33905-Operation, Planning, Logistics, Information Program	Performs location searches and establishes and implements the logistics for election day voting operations.	0.5	339,065	0.5	496,781
60162-ARPA - Revenue Loss	Use of ARPA SLFRF funds for the provision of government services to the extent of reduction in revenue as determined by Dept. of Treasury calculation for revenue loss.	0.0	0	8.0	937,518
Grants	Federal, State, and Private agencies appropriated grant funds that support various programs and services	59.5	129,628,109	57.5	65,819,922
Total		66.0	130,718,109	72.0	67,890,743

DISTRIBUTION BY APPROPRIATION CLASSIFICATION

Account	2021 Approved & Adopted	Department Request	President's Recommendation	Difference
Personal Services				
501005-Salaries and Wages of Employees With Benefits	756,609	755,187	755,187	(1,423)
501165-Planned Salary Adjustment	2,000	2,000	2,000	0
501510-Mandatory Medicare Cost	11,289	11,289	11,289	0
501585-Insurance Benefits	136,227	244,965	244,965	108,738
501765-Professional Develop/Fees	7,923	7,800	7,800	(123)
501835-Transportation and Travel Expenses	3,312	8,000	8,000	4,688
Personal Services Total	917,360	1,029,240	1,029,240	111,880
Contractual Service				
520149-Communication Services	60,583	51,521	51,521	(9,062)
520239-Media Broadcasting Services	7,300	7,300	7,300	0
520259-Postage	100	100	100	0
520279-Shipping and Freight Services	200	200	200	0
520389-Contract Maintenance Service	7,500	7,500	7,500	0
520485-Graphics and Reproduction Services	7,500	8,500	8,500	1,000
520609-Advertising and Promotions	500	1,500	1,500	1,000
520825-Professional Services	14,200	22,500	22,500	8,300
Contractual Service Total	97,883	99,121	99,121	1,238
Supplies & Materials				
530005-Food Supplies	500	500	500	0
530100-Wearing Apparel	10,050	10,300	10,300	250
530170-Institutional Supplies	25,042	28,300	28,300	3,258
530600-Office Supplies	4,850	5,000	5,000	150
530635-Books, Periodicals and Publish	789	1,330	1,330	541
530700-Multimedia Supplies	950	1,350	1,350	400
530785-Medical, Dental and Laboratory Supplies	2,500	-	-	(2,500)
Supplies & Materials Total	44,681	46,780	46,780	2,099
Operations & Maintenance				
540129-Maintenance and Subscription Services	195,980	200,598	200,598	4,618
540245-Automotive Operations and Maintenance	18,125	15,500	15,500	(2,625)
540345-Property Maintenance and Operations	219,726	215,461	215,461	(4,265)
Operations & Maintenance Total	433,831	431,559	431,559	(2,272)
Rental & Leasing				
550029-Countywide Office and Data Processing Equip Rental	12,175	15,083	15,083	2,908
550129-Facility and Office Space Rental	7,345	11,520	11,520	4,175
Rental & Leasing Total	19,520	26,603	26,603	7,083
Contingencies & Special Purpose				
580031-Reimbursement Designated Fund	26,725	-	-	(26,725)
580419-Appropriation Transfer	(450,000)	(500,000)	(500,000)	(50,000)
Contingencies & Special Purpose Total	(423,275)	(500,000)	(500,000)	(76,725)
Operating Funds Total	1,090,000	1,133,303	1,133,303	43,303

PERSONAL SERVICES - SUMMARY OF POSITIONS BY PROGRAM AND JOB CODE

Job Code/Title	Grade	2021 Approved & Adopted		2022 Department Request		2022 President's Recommendation	
		FTE Pos.	Salaries	FTE Pos.	Salaries	FTE Pos.	Salaries
10155-Administration							
0051-Administrative Assistant V	20	1.0	101,548	1.0	101,550	1.0	101,550
0620-Legislative Coordinator I	20	-	1	0.0	1	0.0	1
0854-Public Information Officer	20	1.0	62,912	1.0	62,912	1.0	62,912
4714-Executive Director	24	1.0	169,586	1.0	169,585	1.0	169,585
5418-Deputy Dir of Administration	24	1.0	126,067	1.0	126,067	1.0	126,067
5531-Special Asst for Legal Affairs	24	0.5	57,406	0.5	57,405	0.5	57,405
5550-Chief Deputy Director	24	0.5	70,748	0.5	70,751	0.5	70,751
6781-Deputy Director of Finance	24	1.0	116,773	1.0	116,772	1.0	116,772
		6.0	\$705,039	6.0	\$705,043	6.0	\$705,043
33905-Operation, Planning, Logistics, Information Program							
4811-Deputy Director of Operations	24	0.5	73,500	0.5	73,500	0.5	73,500
		0.5	\$73,500	0.5	\$73,500	0.5	\$73,500
Total Salaries and Positions		6.5	\$778,539	6.5	\$778,543	6.5	\$778,543
Turnover Adjustment		-	(21,930)	-	(23,356)	-	(23,356)
Operating Fund Totals		6.5	\$756,609	6.5	\$755,187	6.5	\$755,187

PERSONAL SERVICES - SUMMARY OF POSITIONS BY GRADE

Salary Grade	2021 Approved & Adopted		2022 Department Request		2022 President's Recommendation	
	FTE Pos.	Salaries	FTE Pos.	Salaries	FTE Pos.	Salaries
20	2.0	164,460	2.0	164,462	2.0	164,462
24	4.5	614,079	4.5	614,080	4.5	614,080
Total Salaries and Positions	6.5	\$778,539	6.5	\$778,543	6.5	\$778,543
Turnover Adjustment	-	\$(21,930)	-	\$(23,356)	-	\$(23,356)
Operating Funds Total	6.5	\$756,609	6.5	\$755,187	6.5	\$755,187

MISSION

The Cook County Department of Transportation and Highways goes beyond transportation; by promoting and investing in our region, we accelerate economic growth and foster thriving communities.

MANDATES

Legislative Authorization: Illinois Highway Code – County Administration of Highways (605 ILCS 5/5). The Illinois Motor Fuel Tax “MFT” Law (35 ILCS 505) dedicates 16.74% of the state’s MFT funds to “counties with over 1 million in population.” As a result of the 2019 REBUILD Illinois Capital Bill, the Illinois General Assembly dedicated additional MFT revenues to the County and created the Transportation Renewal Fund.

**OPERATIONAL HIGHLIGHTS:
2021 INITIATIVES AND OUTCOMES**

The Fair Transit South Cook project began its three-year implementation in January 2021. The project increases transportation equity in South Cook by providing lower fares and increased service across Pace, Metra’s Electric District and Rock Island lines. As the County continues to recover from the ongoing COVID-19 pandemic, Fair Transit South Cook provides relief to transit dependent riders and incentive for commuters to return to transit.

The Department’s Invest in Cook (IIC) program continued to make awards across Cook County. The 2021 program consists of 34 modally diverse project awards. The program continues to focus on high-need communities, with 67% of funding awarded across 19 projects in low-to-moderate income communities.

The County’s 2021 IIC investment of \$8.4M leverages an additional \$13.6M in federal, state, and local funds. These County resources will enable \$22.0M in project activity across all phases and modes to get underway this year.

The \$60M, multi-year reconstruction and widening of Lake Cook Road between Raupp Boulevard and Hastings Lane, will be completed late Fall 2021. This project provides new connections among the major area roadways while improving multimodal facilities and reducing severe traffic congestion.

The Department committed \$16.6M toward local agency partnerships in 2021 and worked with other County agencies, supporting \$8.1M in capital improvements within the Forest Preserves.

**OPERATIONAL OPPORTUNITIES:
2022 INITIATIVES AND GOALS**

The Department will further advance Invest in Cook (IIC) projects through strategic partnerships, grant applications, and active management to secure additional funding and facilitate award expenditures.

Collaboration with the CREATE partners to advance projects that support freight mobility continues to be a Department goal. Cook County will advance funds for CREATE projects in Dolton, Riverdale, and the advancement of the 75th Street Corridor Improvement Project through construction in 2022.

Cook County will advance several multi-year projects to construction in 2022, including Touhy Avenue, a \$75M overall investment, and County Line Road, a \$55M overall investment. Both leverage grants to supplement MFT funding.

Continued expansion of maintenance and preservation activities – facilitated by the 2019 REBUILD Capital Bill, the Department will increase its investment in infrastructure across the County. \$36.5M is allocated for roadway pavement maintenance and pavement preservation in FY2022, with \$2.5M dedicated to ADA improvements. \$4.6M has been allocated to Traffic Signal Modernization and Repair and \$2M for Bridge Maintenance.

The Department will publish two strategic plans in FY2022, the Cook County Transit Plan and the Cook County Bike Plan. Each is the first such plan for the County, and both implement recommendations from Connecting Cook County, the Department’s Long-Range Transportation Plan.

Performance Metric Name	2019 Actual	2020 Actual	2021 Target	2021 Projection	2022 Target
Percent of Cook County Motor Fuel Tax investment in transportation projects matched by other funding	58%	38%	50%	29%	40%
Percent of capital projects that advance to construction on schedule	75%	100%	90%	25%	90%
Percent of Cook County roadways that are in fair or good condition	42%	48%	50%	49%	52%
Percent of Cook County bridges that are in good condition	55%	54%	55%	55%	55%
Number of multi-jurisdictional projects enabled by Cook County	83	77	83	74	115

BUDGET HIGHLIGHTS

- The Department's Corporate budget meets the target set by the County
- The Special Purpose fund is stable, with a modest 8.5% increase of \$4.2M over FY2021
- The Department will leverage \$293.6 in MFT funding to advance a \$355.7M capital program budget

Fund Category	Appropriations (\$ thousands)			
	2019 Adopted	2020 Adopted	2021 Adopted	2022 Recommended
Corporate Fund	625	638	450	499
Special Purpose Funds	169,828	210,836	297,520	330,816
Grants	52,459	59,210	34,080	29,268
Total Funds	222,913	270,683	332,050	360,583
Expenditures by Type				
Personnel	41,584	40,508	41,790	44,305
Non Personnel	181,329	230,175	290,260	316,278
Total Funds	222,913	270,683	332,050	360,583
FTE Positions	327.1	340.0	344.0	342.0

Program Description	2021		2022		
	FTE Pos.	Adopted	FTE Pos.	Appropriation	
10155-Administration	Supervises departmental operations and manages administrative functions.	36.0	9,499,715	39.0	11,502,817
15675-Maintenance	Provides the public works services for the County roadway system to ensure safe travel, including emergency response to right of way hazards and snow removal operations.	163.0	22,758,178	158.0	24,099,390
18140-Project Development_Programming	Develops the annual 5 year Capital Improvement Program, annually funding for the Capital Improvement Program and Asset Preservation and initiates the advancement of preliminary engineering studies.	30.0	3,875,560	32.0	4,133,297
19665-Strategic Planning and Policy	Implements the County's Long Range Transportation Plan, advances Freight/Transit priorities and secures grant funding for regional projects from Federal, State, local and County units of government.	10.0	1,127,475	12.0	1,592,984
20192-COVID-19	Expenses associated with mitigating the effects and spread of COVID-19, not otherwise required as part of the County's normal operations.	0.0	70,186	0.0	0
33825-Design/Capital Projects	Implements the annual 5 year Capital Improvement Program. Prepares construction bid documents related to roadway, traffic signal, drainage system improvements and asset inspection services.	54.0	6,817,242	53.0	6,104,972
35090-Construction	Manages construction services. Handles the review and issuance of construction/maintenance, utility and haul permits for work to be performed in the County right-of way.	51.0	6,098,346	48.0	7,156,559
29152-REBUILD Illinois	-Funds appropriated for the procurement of equipment and services, as specified by the Rebuild Illinois Capital Financing Program Act of 2019	0.0	52,807,740	0.0	42,633,814
29150-Motor Fuel Tax - Expend (HY)	Funds appropriated for the procurement of equipment and services, as specified by the Motor Fuel Tax Fund ordinance.	0.0	194,915,467	0.0	234,090,862
Grants	Federal, State, and Private agencies appropriated grant funds that support various programs and services	0.0	34,079,958	0.0	29,268,313
Total		344.0	332,049,866	342.0	360,583,009

DISTRIBUTION BY APPROPRIATION CLASSIFICATION

Account	2021 Approved & Adopted	Department Request	President's Recommendation	Difference
Personal Services				
501165-Planned Salary Adjustment	-	21,840	21,840	21,840
Personal Services Total	-	21,840	21,840	21,840
Contractual Service				
520825-Professional Services	130,000	130,000	130,000	0
Contractual Service Total	130,000	130,000	130,000	0
Operations & Maintenance				
540245-Automotive Operations and Maintenance	320,000	347,000	347,000	27,000
Operations & Maintenance Total	320,000	347,000	347,000	27,000
Operating Funds Total	450,000	498,840	498,840	48,840

DISTRIBUTION BY APPROPRIATION CLASSIFICATION

Account	2021 Approved & Adopted	Department Request	President's Recommendation	Difference
Capital Equipment and Improvements				
560220-Computer and Data Processing Supplies	162,000	244,000	244,000	82,000
Capital Equipment and Improvements Total	162,000	244,000	244,000	82,000
Operating Funds Total	162,000	244,000	244,000	82,000

DISTRIBUTION BY APPROPRIATION CLASSIFICATION

Account	2021 Approved & Adopted	Department Request	President's Recommendation	Difference
Personal Services				
501005-Salaries and Wages of Employees With Benefits	184,878	253,159	253,159	68,280
501165-Planned Salary Adjustment	-	25,000	25,000	25,000
501225-Planned Benefit Adjustment	15,917	24,996	24,996	9,079
501510-Mandatory Medicare Cost	2,764	3,784	3,784	1,021
501585-Insurance Benefits	15,807	30,907	30,907	15,100
501765-Professional Develop/Fees	-	10,522	10,522	10,522
Personal Services Total	219,366	348,368	348,368	129,002
Contractual Service				
520825-Professional Services	271,640	495,000	495,000	223,360
Contractual Service Total	271,640	495,000	495,000	223,360
Supplies & Materials				
530100-Wearing Apparel	-	2,000	2,000	2,000
Supplies & Materials Total	-	2,000	2,000	2,000
Contingencies & Special Purpose				
580031-Reimbursement Designated Fund	447,567	-	-	(447,567)
580050-Cook County Administration	38,360	422,608	422,608	384,248
580419-Appropriation Transfer	(212,741)	(182,198)	(182,198)	30,543
Contingencies & Special Purpose Total	273,186	240,410	240,410	(32,776)
Operating Funds Total	764,192	1,085,778	1,085,778	321,586

PERSONAL SERVICES - SUMMARY OF POSITIONS BY PROGRAM AND JOB CODE

Job Code/Title	Grade	2021 Approved & Adopted		2022 Department Request		2022 President's Recommendation	
		FTE Pos.	Salaries	FTE Pos.	Salaries	FTE Pos.	Salaries
35000-Air and Land Pollution Reduction							
1446-Environmental Engineer III	20	-	-	1.0	62,912	1.0	62,912
2217-Environment Control Engineer I	17	1.0	61,293	1.0	64,176	1.0	64,176
2218-Environ Control Engineer II	19	2.0	129,303	2.0	133,900	2.0	133,900
		3.0	\$190,596	4.0	\$260,988	4.0	\$260,988
Total Salaries and Positions		3.0	\$190,596	4.0	\$260,988	4.0	\$260,988
Turnover Adjustment		-	(5,718)	-	(7,830)	-	(7,830)
Operating Fund Totals		3.0	\$184,878	4.0	\$253,159	4.0	\$253,159

PERSONAL SERVICES - SUMMARY OF POSITIONS BY GRADE

Salary Grade	2021 Approved & Adopted		2022 Department Request		2022 President's Recommendation	
	FTE Pos.	Salaries	FTE Pos.	Salaries	FTE Pos.	Salaries
17	1.0	61,293	1.0	64,176	1.0	64,176
19	2.0	129,303	2.0	133,900	2.0	133,900
20	-	-	1.0	62,912	1.0	62,912
Total Salaries and Positions	3.0	\$190,596	4.0	\$260,988	4.0	\$260,988
Turnover Adjustment	-	\$(5,718)	-	\$(7,830)	-	\$(7,830)
Operating Funds Total	3.0	\$184,878	4.0	\$253,159	4.0	\$253,159

DISTRIBUTION BY APPROPRIATION CLASSIFICATION

Account	2021 Approved & Adopted	Department Request	President's Recommendation	Difference
Personal Services				
501005-Salaries and Wages of Employees With Benefits	29,380,755	29,561,189	29,561,189	180,434
501165-Planned Salary Adjustment	6,900	6,900	6,900	0
501210-Planned Overtime Compensation	750,000	1,500,000	1,500,000	750,000
501225-Planned Benefit Adjustment	2,951,387	2,898,967	2,898,967	(52,420)
501510-Mandatory Medicare Cost	439,941	441,894	441,894	1,953
501540-Worker's Compensation	3,000,906	4,437,962	4,437,962	1,437,056
501585-Insurance Benefits	5,025,433	5,185,047	5,185,047	159,614
501765-Professional Develop/Fees	188,100	167,200	167,200	(20,900)
501835-Transportation and Travel Expenses	46,336	84,200	84,200	37,864
Personal Services Total	41,789,758	44,283,359	44,283,359	2,493,600
Contractual Service				
520149-Communication Services	228,095	206,043	206,043	(22,052)
520259-Postage	15,000	15,000	15,000	0
520389-Contract Maintenance Service	320,000	470,000	470,000	150,000
520485-Graphics and Reproduction Services	12,000	14,000	14,000	2,000
520609-Advertising and Promotions	20,000	20,000	20,000	0
520825-Professional Services	75,000	280,000	280,000	205,000
Contractual Service Total	670,095	1,005,043	1,005,043	334,948
Supplies & Materials				
530170-Institutional Supplies	519,811	450,500	450,500	(69,311)
530600-Office Supplies	21,050	33,750	33,750	12,700
530635-Books, Periodicals and Publish	3,500	9,000	9,000	5,500
530700-Multimedia Supplies	20,000	20,000	20,000	0
531645-Computer and Data Processing Supplies	58,500	46,000	46,000	(12,500)
Supplies & Materials Total	622,861	559,250	559,250	(63,611)
Operations & Maintenance				
540005-Utilities	413,682	440,688	440,688	27,006
540129-Maintenance and Subscription Services	962,150	1,799,055	1,799,055	836,905
540245-Automotive Operations and Maintenance	700,000	700,000	700,000	0
540345-Property Maintenance and Operations	571,904	562,419	562,419	(9,485)
Operations & Maintenance Total	2,647,736	3,502,162	3,502,162	854,426
Rental & Leasing				
550005-Office and Data Processing Equip Rental	50,000	50,000	50,000	0
550029-Countywide Office and Data Processing Equip Rental	24,758	24,758	24,758	0
550059-Automotive Equipment Rental	100,000	150,000	150,000	50,000
550099-Institutional Equipment Rental	700,000	750,000	750,000	50,000
Rental & Leasing Total	874,758	974,758	974,758	100,000
Contingencies & Special Purpose				
580001-Reserve For Claim	241,472	375,225	375,225	133,753
580031-Reimbursement Designated Fund	247,153	277,677	277,677	30,524
580050-Cook County Administration	2,427,867	2,838,706	2,838,706	410,839
580215-Institution Memberships/FE	275,000	275,000	275,000	0
Contingencies & Special Purpose Total	3,191,492	3,766,608	3,766,608	575,116
Operating Funds Total	49,796,700	54,091,180	54,091,180	4,294,479

PERSONAL SERVICES - SUMMARY OF POSITIONS BY PROGRAM AND JOB CODE

Job Code/Title	Grade	2021 Approved & Adopted		2022 Department Request		2022 President's Recommendation	
		FTE Pos.	Salaries	FTE Pos.	Salaries	FTE Pos.	Salaries
10155-Administration							
0046-Admin Assistant I	12	3.0	184,513	1.0	63,147	1.0	63,147
0050-Administrative Assistant V	18	2.0	160,162	2.0	160,162	2.0	160,162
0051-Administrative Assistant V	20	1.0	62,912	-	-	-	-
0111-Dir of Financial Control II	21	1.0	93,292	1.0	95,704	1.0	95,704
0112-Dir of Financial Control III	23	-	-	2.0	224,407	2.0	224,407
0144-Accountant IV	17	2.0	116,343	2.0	123,922	2.0	123,922
0145-Accountant V	19	2.0	177,728	2.0	159,638	2.0	159,638
0253-Business Manager III	22	1.0	83,076	1.0	84,751	1.0	84,751
0291-Administrative Analyst I	17	1.0	56,081	2.0	113,447	2.0	113,447
0292-Administrative Analyst II	19	2.0	136,693	1.0	68,347	1.0	68,347
0293-Administrative Analyst III	21	3.0	229,180	3.0	233,473	3.0	233,473
0294-Administrative Analyst IV	22	2.0	221,190	2.0	224,625	2.0	224,625
0936-Stenographer V	13	1.0	57,073	1.0	57,073	1.0	57,073
1031-Special Assistant	24	1.0	117,356	1.0	117,355	1.0	117,355
1111-Systems Analyst II	18	1.0	82,245	1.0	83,641	1.0	83,641
1112-Systems Analyst III	20	1.0	67,677	1.0	68,347	1.0	68,347
1135-Proj Leader - Data Syst	22	1.0	82,480	1.0	82,482	1.0	82,482
1206-Senior Contract Administrator	23	1.0	126,309	1.0	128,854	1.0	128,854
2201-Asst Highway Superintendent	24	1.0	159,647	2.0	321,435	2.0	321,435
2202-Highway Superintendent	24	1.0	178,231	1.0	188,738	1.0	188,738
2239-Specifications Engineer I	16	1.0	72,555	1.0	72,555	1.0	72,555
2252-Engineering Assistant II	18	1.0	83,641	1.0	83,641	1.0	83,641
2255-Engineering Technician III	14	1.0	64,644	1.0	65,608	1.0	65,608
5195-Administrative Director	24	1.0	128,572	1.0	135,001	1.0	135,001
5246-Grant Accountant	18	1.0	52,310	1.0	52,310	1.0	52,310
5531-Special Asst for Legal Affairs	24	1.0	106,369	2.0	221,180	2.0	221,180
6058-Field Technician II	21	1.0	82,480	1.0	82,482	1.0	82,482
7851-Contracts Manager - DOTB	23	1.0	105,681	1.0	107,811	1.0	107,811
9999-TEMPORARY EMPLOYEES		-	-	2.0	265,657	2.0	265,657
		36.0	\$3,088,439	39.0	\$3,685,791	39.0	\$3,685,791
15675-Maintenance							
0046-Admin Assistant I	12	1.0	53,127	-	-	-	-
0048-Administrative Assistant III	16	1.0	82,000	-	-	-	-
0050-Administrative Assistant IV	18	2.0	167,282	2.0	167,282	2.0	167,282
0051-Administrative Assistant V	20	1.0	101,548	1.0	101,550	1.0	101,550
0292-Administrative Analyst II	19	1.0	68,347	2.0	159,638	2.0	159,638
0293-Administrative Analyst III	21	1.0	83,997	1.0	85,689	1.0	85,689
2207-Highway Engineer V	22	1.0	90,515	1.0	90,515	1.0	90,515
2249-Engineering Assistant III	19	4.0	324,042	4.0	329,059	4.0	329,059
2251-Engineering Assistant I	16	1.0	60,011	1.0	54,207	1.0	54,207
2252-Engineering Assistant II	18	4.0	300,277	4.0	306,692	4.0	306,692
2255-Engineering Technician III	14	1.0	65,593	1.0	50,498	1.0	50,498
2310-Boilermaker-Welder	X	4.0	428,563	4.0	428,979	4.0	428,979
2331-Machinist	X	6.0	623,126	6.0	620,006	6.0	620,006
2371-Motor Vehicle Driver- RR	X	81.0	6,479,408	79.0	6,303,024	79.0	6,303,024
2372-Road Equipment Operator	X	12.0	1,255,488	12.0	1,255,488	12.0	1,255,488
2373-Road Equipment Operator M/M	X	4.0	437,216	4.0	443,456	4.0	443,456
2375-Road Maintenance Supervisor	19	4.0	334,680	3.0	266,334	3.0	266,334
2377-Road Equipmant Supervisor II	22	1.0	86,260	1.0	88,001	1.0	88,001
2393-Laborer I	X	17.0	1,611,979	16.0	1,477,632	16.0	1,477,632

PERSONAL SERVICES - SUMMARY OF POSITIONS BY PROGRAM AND JOB CODE

Job Code/Title	Grade	2021 Approved & Adopted		2022 Department Request		2022 President's Recommendation	
		FTE Pos.	Salaries	FTE Pos.	Salaries	FTE Pos.	Salaries
2396-Laborer Foreman Highway	X	2.0	247,395	2.0	189,280	2.0	189,280
4099-Dist Maint Supervisor-Highway	21	5.0	476,087	5.0	476,608	5.0	476,608
4773-Maintenance Bureau Supervisor	24	1.0	122,991	1.0	129,140	1.0	129,140
5658-Deputy Bureau Chief of Maint	23	2.0	201,584	2.0	236,312	2.0	236,312
6346-Central Dispatch Operator	16	2.0	136,207	2.0	108,414	2.0	108,414
6347-Distribution Clerk	14	1.0	51,597	1.0	54,200	1.0	54,200
9999-TEMPORARY EMPLOYEES		3.0	309,583	3.0	318,371	3.0	318,371
		163.0	\$14,198,903	158.0	\$13,740,376	158.0	\$13,740,376
18140-Project Development_Programming							
0111-Dir of Financial Control II	21	1.0	93,292	1.0	95,347	1.0	95,347
0292-Administrative Analyst II	19	1.0	72,501	3.0	198,203	3.0	198,203
2198-Highway Engineer	19	4.0	298,881	4.0	316,525	4.0	316,525
2205-Highway Engineer III	20	7.0	594,003	7.0	587,100	7.0	587,100
2206-Highway Engineer IV	21	5.0	489,282	5.0	491,032	5.0	491,032
2207-Highway Engineer V	22	4.0	446,353	4.0	446,707	4.0	446,707
2243-Architect II	18	1.0	62,313	-	-	-	-
2252-Engineering Assistant II	18	1.0	83,641	1.0	83,641	1.0	83,641
2296-Hwy Engineer VI-Planning	24	1.0	136,442	1.0	143,264	1.0	143,264
6864-Project Studies Manager	23	1.0	112,201	1.0	114,436	1.0	114,436
6866-Traffic Manager	23	1.0	114,462	1.0	116,741	1.0	116,741
7621-Programming Manager	23	1.0	109,984	1.0	112,176	1.0	112,176
9999-TEMPORARY EMPLOYEES		2.0	222,125	3.0	291,292	3.0	291,292
		30.0	\$2,835,482	32.0	\$2,996,464	32.0	\$2,996,464
19665-Strategic Planning and Policy							
0170-Planner IV	20	1.0	75,631	1.0	77,159	1.0	77,159
0175-Planner V	21	1.0	72,614	2.0	190,353	2.0	190,353
0176-Planner III	18	2.0	115,886	2.0	115,217	2.0	115,217
0177-Planner II	16	3.0	154,878	3.0	157,765	3.0	157,765
6305-Dir of Strategic Plan Policy	24	1.0	136,442	1.0	143,264	1.0	143,264
6829-Freight Transportation Manager	23	1.0	109,984	1.0	109,984	1.0	109,984
6832-Transit Manager	23	1.0	114,462	1.0	119,092	1.0	119,092
9999-TEMPORARY EMPLOYEES		-	-	1.0	126,470	1.0	126,470
		10.0	\$779,898	12.0	\$1,039,306	12.0	\$1,039,306
33825-Design/Capital Projects							
0046-Admin Assistant I	12	2.0	81,582	-	-	-	-
0291-Administrative Analyst I	17	2.0	112,162	2.0	126,518	2.0	126,518
0292-Administrative Analyst II	19	1.0	82,482	2.0	129,856	2.0	129,856
0293-Administrative Analyst III	21	1.0	87,874	1.0	89,950	1.0	89,950
0294-Administrative Analyst IV	22	1.0	117,696	1.0	120,070	1.0	120,070
2198-Highway Engineer	19	7.0	541,073	7.0	551,304	7.0	551,304
2205-Highway Engineer III	20	11.0	970,821	11.0	974,191	11.0	974,191
2206-Highway Engineer IV	21	7.0	632,644	7.0	632,655	7.0	632,655
2207-Highway Engineer V	22	5.0	539,704	5.0	539,704	5.0	539,704
2249-Engineering Assistant III	19	1.0	68,347	1.0	68,347	1.0	68,347
2252-Engineering Assistant II	18	1.0	83,641	1.0	83,641	1.0	83,641
2288-Highway Engineer VI - Right of Way	24	-	1	0.0	1	0.0	1
2293-Hwy Engineer VI-Design	24	1.0	136,442	1.0	143,262	1.0	143,262
4017-CADD Operator II	16	2.0	142,988	2.0	142,988	2.0	142,988
4867-CADD Operator II/T&H	17	1.0	58,171	1.0	58,171	1.0	58,171
5104-GIS Analyst III - Assessor	21	1.0	69,164	1.0	69,164	1.0	69,164

PERSONAL SERVICES - SUMMARY OF POSITIONS BY PROGRAM AND JOB CODE

Job Code/Title	Grade	2021 Approved & Adopted		2022 Department Request		2022 President's Recommendation	
		FTE Pos.	Salaries	FTE Pos.	Salaries	FTE Pos.	Salaries
6777-GIS Developer	22	1.0	94,463	1.0	96,374	1.0	96,374
6830-Drainage & Utilities Manager	23	1.0	114,462	1.0	116,741	1.0	116,741
6831-CADD Manager	21	1.0	79,930	1.0	79,932	1.0	79,932
6834-Stenographer V (SEIU 73)	14	1.0	62,846	1.0	63,151	1.0	63,151
7851-Contracts Manager - DOTH	23	1.0	105,681	1.0	107,811	1.0	107,811
9999-TEMPORARY EMPLOYEES		5.0	540,430	5.0	530,737	5.0	530,737
		54.0	\$4,722,604	53.0	\$4,724,567	53.0	\$4,724,567
35090-Construction							
0046-Admin Assistant I	12	2.0	93,918	1.0	54,720	1.0	54,720
0051-Administrative Assistant V	20	2.0	203,095	2.0	203,100	2.0	203,100
0291-Administrative Analyst I	17	1.0	62,313	-	-	-	-
0292-Administrative Analyst II	19	2.0	159,638	-	-	-	-
0293-Administrative Analyst III	21	1.0	69,164	1.0	70,602	1.0	70,602
2198-Highway Engineer	19	2.0	159,638	2.0	159,638	2.0	159,638
2205-Highway Engineer III	20	10.0	949,963	10.0	934,410	10.0	934,410
2206-Highway Engineer IV	21	6.0	598,961	6.0	573,189	6.0	573,189
2207-Highway Engineer V	22	4.0	418,974	4.0	418,974	4.0	418,974
2249-Engineering Assistant III	19	8.0	650,365	8.0	652,462	8.0	652,462
2251-Engineering Assistant I	16	2.0	124,640	2.0	125,102	2.0	125,102
2252-Engineering Assistant II	18	4.0	291,907	4.0	270,579	4.0	270,579
2255-Engineering Technician III	14	2.0	116,411	2.0	118,350	2.0	118,350
2279-Senior Project Eng	21	1.0	110,121	1.0	110,121	1.0	110,121
2286-Hwy Engineer VI Construction	24	1.0	136,442	1.0	143,264	1.0	143,264
6874-Permits Manager	23	1.0	109,984	1.0	112,176	1.0	112,176
8798-Construction Manager	23	2.0	219,968	2.0	215,792	2.0	215,792
9999-TEMPORARY EMPLOYEES		-	-	1.0	126,470	1.0	126,470
		51.0	\$4,475,503	48.0	\$4,288,949	48.0	\$4,288,949
Total Salaries and Positions		344.0	\$30,100,829	342.0	\$30,475,452	342.0	\$30,475,452
Turnover Adjustment		-	(960,002)	-	(914,264)	-	(914,264)
Operating Fund Totals		344.0	\$29,140,827	342.0	\$29,561,189	342.0	\$29,561,189

PERSONAL SERVICES - SUMMARY OF POSITIONS BY GRADE

Salary Grade	2021 Approved & Adopted		2022 Department Request		2022 President's Recommendation	
	FTE Pos.	Salaries	FTE Pos.	Salaries	FTE Pos.	Salaries
12	8.0	413,140	2.0	117,867	2.0	117,867
13	1.0	57,073	1.0	57,073	1.0	57,073
14	6.0	361,091	6.0	351,808	6.0	351,808
16	12.0	773,277	11.0	661,030	11.0	661,030
17	7.0	405,070	7.0	422,059	7.0	422,059
18	20.0	1,483,305	19.0	1,406,805	19.0	1,406,805
19	39.0	3,074,415	39.0	3,059,351	39.0	3,059,351
20	34.0	3,025,649	33.0	2,945,855	33.0	2,945,855
21	36.0	3,268,083	37.0	3,376,301	37.0	3,376,301
22	21.0	2,180,712	21.0	2,192,204	21.0	2,192,204
23	14.0	1,544,764	16.0	1,822,332	16.0	1,822,332
24	10.0	1,358,936	12.0	1,685,904	12.0	1,685,904
X	126.0	11,083,176	123.0	10,717,866	123.0	10,717,866
	10.0	1,072,138	15.0	1,658,997	15.0	1,658,997
Total Salaries and Positions	344.0	\$30,100,829	342.0	\$30,475,452	342.0	\$30,475,452
Turnover Adjustment	-	\$(960,002)	-	\$(914,264)	-	\$(914,264)
Operating Funds Total	344.0	\$29,140,827	342.0	\$29,561,189	342.0	\$29,561,189

DISTRIBUTION BY APPROPRIATION CLASSIFICATION

Account	2021 Approved & Adopted	Department Request	President's Recommendation	Difference
Contractual Service				
521535-Non-Capitalizable/Land Improvements	2,000,000	3,119,046	3,119,046	1,119,046
Contractual Service Total	2,000,000	3,119,046	3,119,046	1,119,046
Supplies & Materials				
530170-Institutional Supplies	1,174,430	1,831,550	1,831,550	657,120
Supplies & Materials Total	1,174,430	1,831,550	1,831,550	657,120
Operations & Maintenance				
540345-Property Maintenance and Operations	782,953	1,221,051	1,221,051	438,098
Operations & Maintenance Total	782,953	1,221,051	1,221,051	438,098
Operating Funds Total	3,957,383	6,171,648	6,171,648	2,214,265

1500-Department of Transportation And Highways *** 11300-Motor Fuel Tax

DISTRIBUTION BY APPROPRIATION CLASSIFICATION

Account	2021 Approved & Adopted	Department Request	President's Recommendation	Difference
Contractual Service				
520825-Professional Services	2,356,174	4,527,511	4,527,511	2,171,337
521535-Non-Capitalizable/Land Improvements	85,592,480	80,405,659	80,405,659	(5,186,821)
521550-Non-Capitalizable/Real Estate Operations	1,539,380	2,555,879	2,555,879	1,016,499
Contractual Service Total	89,488,034	87,489,049	87,489,049	(1,998,985)
Supplies & Materials				
530170-Institutional Supplies	4,112,500	4,435,000	4,435,000	322,500
Supplies & Materials Total	4,112,500	4,435,000	4,435,000	322,500
Operations & Maintenance				
540345-Property Maintenance and Operations	38,363,330	20,041,769	20,041,769	(18,321,561)
Operations & Maintenance Total	38,363,330	20,041,769	20,041,769	(18,321,561)
Capital Equipment and Improvements				
560005-Real Estate Operations	105,547,435	152,333,598	152,333,598	46,786,163
Capital Equipment and Improvements Total	105,547,435	152,333,598	152,333,598	46,786,163
Contingencies & Special Purpose				
580549-Principal	2,825,000	2,975,000	2,975,000	150,000
580569-Interest and Other Charges	3,429,525	3,278,613	3,278,613	(150,913)
Contingencies & Special Purpose Total	6,254,525	6,253,613	6,253,613	(913)
Operating Funds Total	243,765,824	270,553,029	270,553,029	26,787,205

MISSION

The Department of Animal and Rabies Control (ARC) is a part of the Healthy Communities of the Cook County Road Map. It is a public health department addressing the need to protect human and companion animals from rabies and other communicable diseases.

MANDATES

ARC is mandated to uphold 51 ILCS 5 (Animal Control Act), 510 ILCS 70 (Humane Care for Animals Act), Chapter 10 (Cook County Animal Control Act), and the Pets Evacuation and Transportation Standards Act (PETS).

**OPERATIONAL HIGHLIGHTS:
2021 INITIATIVES AND OUTCOMES**

Animal and Rabies Control received an award from the National Association of Counties for our Wildlife Surveillance Initiative. Our department worked with Cook County Department of Public Health and Illinois Department of Public Health to coordinate testing of ten dogs for rabies after a dog imported through Ohare Airport from Azerbaijan developed full blown rabies. After suspending our low-cost rabies/microchip clinics due to COVID in 2020, we implemented a pilot "Partners in Prevention" program with public and private agencies. At these Partnership clinics, animals are being vaccinated for other common diseases of companion animal as well as for rabies. 171 companion animals were tested year-to-date for rabies, none being positive. 87 wild animals were tested year-to-date for rabies. 75 were bats and 1 bat tested positive for rabies. 21 raccoons and skunks had post-mortem examinations for rabies and other zoonotic diseases through the Zoological Pathology Program.

**OPERATIONAL OPPORTUNITIES:
2022 INITIATIVES AND GOALS**

South Suburban Humane Society and the City of Evanston were awarded \$8,000,000 to begin construction of new shelters through the "Housing Cook County's Animals" grant. In FY 2022, we expect to see opening of the South Suburban Humane Society shelter. In FY 2023, construction will be completed for the City of Evanston shelter. ARC will complete Phase II of the Hyland/OnBase software system consisting of bite reporting activity, Spay/Neuter Rebate program, targeted reports, electronic certificate filing, and guard dog registration in early FY 2022. With implementation we will begin a campaign of enabling our customers to electronically enter their certificates and bite cards. In FY 2022, we will accept online credit card and ACH payments.

Coyote, Otter, and Other Wildlife Surveillance Projects had to be curtailed for much of FY2020 and part of FY 2021. By the end of FY 2021, field work returned to normal, and we will be generating data in '21 and '22. During last quarter of FY2021, we reinstated our first responder training series. In FY2022, we anticipate to resume and expand our in-person training.

Performance Metric Name	2019 Actual	2020 Actual	2021 Target	2021 Projection	2022 Target
Number of alerts to the public about diseases communicable to humans or companion animals	13	13	16	16	16
Percent of municipalities participating in ARC training opportunities	51%	3%	14%	14%	14%
Percent change in number of cats vaccinated	N/A	-54%	10%	10%	10%
Percent of rabies certifications received electronically	57%	57%	50%	50%	60%

BUDGET HIGHLIGHTS

- Continuation of training opportunities for Cook County first responders.

Fund Category	Appropriations (\$ thousands)			
	2019 Adopted	2020 Adopted	2021 Adopted	2022 Recommended
Special Purpose Funds	5,534	13,500	13,608	13,656
Total Funds	5,534	13,500	13,608	13,656
Expenditures by Type				
Personnel	2,141	2,102	2,256	2,336
Non Personnel	3,394	11,398	11,351	11,320
Total Funds	5,534	13,500	13,608	13,656
FTE Positions	23.0	24.0	24.0	25.0

Program Description	2021		2022	
	FTE Pos.	Adopted	FTE Pos.	Appropriation
10155-Administration	6.0	1,493,986	8.0	1,385,924
33925-Rabies Prevention	18.0	3,042,857	17.0	2,995,832
33926-South Suburban Shelter	0.0	6,000,000	0.0	6,200,000
33927-Evanston Shelter	0.0	2,000,000	0.0	2,000,000
21120-New/Replacement Capital Equipment	0.0	1,070,720	0.0	1,074,500
Total	24.0	13,607,563	25.0	13,656,256

DISTRIBUTION BY APPROPRIATION CLASSIFICATION

Account	2021 Approved & Adopted	Department Request	President's Recommendation	Difference
Personal Services				
501005-Salaries and Wages of Employees With Benefits	1,560,962	1,607,365	1,607,365	46,404
501165-Planned Salary Adjustment	-	2,100	2,100	2,100
501225-Planned Benefit Adjustment	209,468	171,506	171,506	(37,962)
501510-Mandatory Medicare Cost	23,329	24,028	24,028	698
501540-Worker's Compensation	-	66,246	66,246	66,246
501585-Insurance Benefits	376,523	344,890	344,890	(31,633)
501765-Professional Develop/Fees	77,100	106,060	106,060	28,960
501835-Transportation and Travel Expenses	8,800	13,800	13,800	5,000
Personal Services Total	2,256,182	2,335,995	2,335,995	79,813
Contractual Service				
520149-Communication Services	10,605	10,987	10,987	382
520259-Postage	27,000	30,000	30,000	3,000
520279-Shipping and Freight Services	92,300	110,000	110,000	17,700
520485-Graphics and Reproduction Services	18,614	23,539	23,539	4,925
520725-Loss and Valuation	1,000	-	-	(1,000)
520825-Professional Services	405,194	362,794	362,794	(42,400)
521300-Special or Coop Programs	749,566	746,006	746,006	(3,560)
Contractual Service Total	1,304,279	1,283,326	1,283,326	(20,953)
Supplies & Materials				
530100-Wearing Apparel	7,000	8,000	8,000	1,000
530170-Institutional Supplies	125,000	123,470	123,470	(1,530)
530600-Office Supplies	4,300	9,300	9,300	5,000
530635-Books, Periodicals and Publish	1,000	1,000	1,000	0
531645-Computer and Data Processing Supplies	6,600	-	-	(6,600)
Supplies & Materials Total	143,900	141,770	141,770	(2,130)
Operations & Maintenance				
540129-Maintenance and Subscription Services	55,211	6,607	6,607	(48,604)
540245-Automotive Operations and Maintenance	55,000	60,000	60,000	5,000
Operations & Maintenance Total	110,211	66,607	66,607	(43,604)
Rental & Leasing				
550029-Countywide Office and Data Processing Equip Rental	7,029	7,029	7,029	0
Rental & Leasing Total	7,029	7,029	7,029	0
Capital Equipment and Improvements				
560150-Institutional Supplies	-	70,000	70,000	70,000
560220-Computer and Data Processing Supplies	910,720	917,600	917,600	6,880
560260-Vehicle Equipment and Supplies	160,000	86,900	86,900	(73,100)
Capital Equipment and Improvements Total	1,070,720	1,074,500	1,074,500	3,780
Contingencies & Special Purpose				
580050-Cook County Administration	715,242	547,029	547,029	(168,213)
580165-Grant Disbursements	8,000,000	8,200,000	8,200,000	200,000
Contingencies & Special Purpose Total	8,715,242	8,747,029	8,747,029	31,787
Operating Funds Total	13,607,563	13,656,256	13,656,256	48,693

PERSONAL SERVICES - SUMMARY OF POSITIONS BY PROGRAM AND JOB CODE

Job Code/Title	Grade	2021 Approved & Adopted		2022 Department Request		2022 President's Recommendation	
		FTE Pos.	Salaries	FTE Pos.	Salaries	FTE Pos.	Salaries
10155-Administration							
0047-Admin Assistant II	14	1.0	63,151	2.0	110,059	2.0	110,059
0048-Administrative Assistant III	16	1.0	70,433	-	-	-	-
0145-Accountant V	19	1.0	86,888	1.0	87,749	1.0	87,749
2040-Animal Control Admin Director	24	1.0	118,606	1.0	118,606	1.0	118,606
5204-Deputy Director	23	1.0	129,018	1.0	129,018	1.0	129,018
5818-Executive Assistant I	20	-	-	1.0	64,995	1.0	64,995
7827-Data Analyst	15	-	-	1.0	42,424	1.0	42,424
8747-Exec Dir Animal Control	24	1.0	100,000	1.0	102,000	1.0	102,000
		6.0	\$568,096	8.0	\$654,851	8.0	\$654,851
33925-Rabies Prevention							
0046-Admin Assistant I	12	11.0	574,312	10.0	522,852	10.0	522,852
1393-Animal Control Field Superviso	16	1.0	75,168	1.0	78,140	1.0	78,140
2045-Animal Control Warden	15	6.0	391,338	6.0	401,236	6.0	401,236
		18.0	\$1,040,818	17.0	\$1,002,227	17.0	\$1,002,227
Total Salaries and Positions		24.0	\$1,608,914	25.0	\$1,657,078	25.0	\$1,657,078
Turnover Adjustment		-	(47,952)	-	(49,712)	-	(49,712)
Operating Fund Totals		24.0	\$1,560,962	25.0	\$1,607,365	25.0	\$1,607,365

PERSONAL SERVICES - SUMMARY OF POSITIONS BY GRADE

Salary Grade	2021 Approved & Adopted		2022 Department Request		2022 President's Recommendation	
	FTE Pos.	Salaries	FTE Pos.	Salaries	FTE Pos.	Salaries
12	11.0	574,312	10.0	522,852	10.0	522,852
14	1.0	63,151	2.0	110,059	2.0	110,059
15	6.0	391,338	7.0	443,659	7.0	443,659
16	2.0	145,601	1.0	78,140	1.0	78,140
19	1.0	86,888	1.0	87,749	1.0	87,749
20	-	-	1.0	64,995	1.0	64,995
23	1.0	129,018	1.0	129,018	1.0	129,018
24	2.0	218,606	2.0	220,606	2.0	220,606
Total Salaries and Positions	24.0	\$1,608,914	25.0	\$1,657,078	25.0	\$1,657,078
Turnover Adjustment	-	\$(47,952)	-	\$(49,712)	-	\$(49,712)
Operating Funds Total	24.0	\$1,560,962	25.0	\$1,607,365	25.0	\$1,607,365

MISSION

The Cook County Law Library promotes access to justice by providing residents with access to legal information through implementation of new services, technologies and best practices.

MANDATES

Establish and maintain a Law Library that is freely available to all members of the public (55 ILCS 5/5-39001; Cook County Code of Ordinances, Chapter 50, Article II)

OPERATIONAL HIGHLIGHTS: 2021 INITIATIVES AND OUTCOMES

Enhance and expand access to remote services - the Law Library expanded its remote service offerings, making more databases available for remote users. The Law Library continues to provide remote legal research assistance to all County residents with the same quality standards as those who come into the library in person.

OPERATIONAL OPPORTUNITIES: 2022 INITIATIVES AND GOALS

Print resource retrenchment - In order to maximize the effectiveness of the library's materials budget in the face of increasing costs and to maintain the most modern collection possible the Law Library will be systematically reviewing all print product purchases and identifying alternative electronic, preferably remote access, resources. This will allow the Law Library to react to budget cuts without cutting access to resources.

Proviso Township technology equity project - The Law Library has requested ARPA funding to begin a program to reduce the digital divide in Proviso Township, based out of the Maybrook Courthouse. This program will provide Proviso Township residents with technology training classes and access to digital resources via the Law Library's public access terminals.

Performance Metric Name	2019 Actual	2020 Actual	2021 Target	2021 Projection	2022 Target
Estimated Electronic Research Savings per user	\$300	\$1,961	\$200	\$458	\$350
Average overall satisfaction with Law Library services	98%	90%	90%	95%	90%
Percent of reference requests resolved on site	N/A	94%	100%	99%	100%

BUDGET HIGHLIGHTS

- 10% reduction in expenditures to account for the revenue impact of the COVID-19 pandemic.
- State law change has reduced per case filing fee revenue from \$21 to \$19.

Appropriations (\$ thousands)				
Fund Category	2019 Adopted	2020 Adopted	2021 Adopted	2022 Recommended
Special Purpose Funds	4,394	4,495	4,577	4,089
Total Funds	4,394	4,495	4,577	4,089
Expenditures by Type				
Personnel	2,487	2,527	2,376	2,292
Non Personnel	1,907	1,968	2,201	1,797
Total Funds	4,394	4,495	4,577	4,089
FTE Positions	30.0	30.0	27.0	26.0

Program Description		2021		2022	
		FTE Pos.	Adopted	FTE Pos.	Appropriation
10155-Administration	Supervises departmental operations and manages administrative functions.	4.0	1,465,215	4.0	1,350,532
20192-COVID-19	Expenses associated with mitigating the effects and spread of COVID-19, not otherwise required as part of the County's normal operations.	0.0	6,752	0.0	0
35400-Patron Services	Provides access to print and electronic legal resources at all locations through direct patron interaction.	17.0	1,391,205	16.0	1,289,694
35500-Resource Development and Outreach	Identifies, acquires, and develops print and electronic legal resources and advances educational opportunities for residents.	6.0	1,693,191	6.0	1,449,177
21120-New/Replacement Capital Equipment	Funds appropriated for the procurement of capital equipment and services.	0.0	20,600	0.0	0
Total		27.0	4,576,963	26.0	4,089,402

DISTRIBUTION BY APPROPRIATION CLASSIFICATION

Account	2021 Approved & Adopted	Department Request	President's Recommendation	Difference
Personal Services				
501005-Salaries and Wages of Employees With Benefits	1,720,857	1,655,505	1,655,505	(65,352)
501225-Planned Benefit Adjustment	217,800	198,688	198,688	(19,112)
501510-Mandatory Medicare Cost	25,723	24,747	24,747	(976)
501585-Insurance Benefits	406,285	409,829	409,829	3,544
501765-Professional Develop/Fees	4,100	2,600	2,600	(1,500)
501835-Transportation and Travel Expenses	1,500	1,000	1,000	(500)
Personal Services Total	2,376,265	2,292,369	2,292,369	(83,896)
Contractual Service				
520149-Communication Services	4,898	4,645	4,645	(253)
520259-Postage	100	75	75	(25)
520485-Graphics and Reproduction Services	1,700	800	800	(900)
Contractual Service Total	6,698	5,520	5,520	(1,178)
Supplies & Materials				
530170-Institutional Supplies	6,752	-	-	(6,752)
530600-Office Supplies	9,700	9,650	9,650	(50)
530635-Books, Periodicals and Publish	1,175,458	929,807	929,807	(245,651)
530700-Multimedia Supplies	4,300	3,650	3,650	(650)
531645-Computer and Data Processing Supplies	3,800	2,650	2,650	(1,150)
Supplies & Materials Total	1,200,010	945,757	945,757	(254,253)
Operations & Maintenance				
540129-Maintenance and Subscription Services	14,537	14,513	14,513	(24)
540345-Property Maintenance and Operations	743,617	757,220	757,220	13,603
Operations & Maintenance Total	758,154	771,733	771,733	13,579
Rental & Leasing				
550005-Office and Data Processing Equip Rental	14,292	14,292	14,292	0
550029-Countywide Office and Data Processing Equip Rental	23,422	22,983	22,983	(439)
Rental & Leasing Total	37,714	37,275	37,275	(439)
Capital Equipment and Improvements				
560220-Computer and Data Processing Supplies	20,600	0	0	(20,600)
Capital Equipment and Improvements Total	20,600	0	0	(20,600)
Contingencies & Special Purpose				
580050-Cook County Administration	176,022	36,248	36,248	(139,774)
580235-Public Programs and Events	1,500	500	500	(1,000)
Contingencies & Special Purpose Total	177,522	36,748	36,748	(140,774)
Operating Funds Total	4,576,963	4,089,402	4,089,402	(487,560)

PERSONAL SERVICES - SUMMARY OF POSITIONS BY PROGRAM AND JOB CODE

Job Code/Title	Grade	2021 Approved & Adopted		2022 Department Request		2022 President's Recommendation	
		FTE Pos.	Salaries	FTE Pos.	Salaries	FTE Pos.	Salaries
10155-Administration							
0834-Executive Law Librarian	24	1.0	114,811	1.0	114,811	1.0	114,811
0837-Law Librarian III	20	1.0	66,382	1.0	62,912	1.0	62,912
0838-Law Librarian IV	21	1.0	108,275	1.0	110,456	1.0	110,456
5551-Deputy Law Librarian	23	1.0	97,276	1.0	99,234	1.0	99,234
		4.0	\$386,743	4.0	\$387,412	4.0	\$387,412
35400-Patron Services							
0046-Admin Assistant I	12	9.0	455,207	9.0	463,027	9.0	463,027
0047-Admin Assistant II	14	1.0	61,910	1.0	61,302	1.0	61,302
0048-Administrative Assistant III	16	1.0	66,663	1.0	66,663	1.0	66,663
0836-Law Librarian	18	5.0	374,348	4.0	295,462	4.0	295,462
6841-Cataloguer I (SEIU 73)	12	1.0	54,752	1.0	54,752	1.0	54,752
		17.0	\$1,012,879	16.0	\$941,206	16.0	\$941,206
35500-Resource Development and Outreach							
0046-Admin Assistant I	12	3.0	161,106	3.0	161,106	3.0	161,106
0142-Accountant II	13	1.0	50,498	1.0	52,786	1.0	52,786
5837-Technical Services Librarian I	18	1.0	53,006	1.0	54,074	1.0	54,074
6058-Field Technician II	21	1.0	109,792	1.0	110,121	1.0	110,121
		6.0	\$374,402	6.0	\$378,088	6.0	\$378,088
Total Salaries and Positions		27.0	\$1,774,024	26.0	\$1,706,706	26.0	\$1,706,706
Turnover Adjustment		-	(53,168)	-	(51,201)	-	(51,201)
Operating Fund Totals		27.0	\$1,720,857	26.0	\$1,655,505	26.0	\$1,655,505

PERSONAL SERVICES - SUMMARY OF POSITIONS BY GRADE

Salary Grade	2021 Approved & Adopted		2022 Department Request		2022 President's Recommendation	
	FTE Pos.	Salaries	FTE Pos.	Salaries	FTE Pos.	Salaries
12	13.0	671,065	13.0	678,886	13.0	678,886
13	1.0	50,498	1.0	52,786	1.0	52,786
14	1.0	61,910	1.0	61,302	1.0	61,302
16	1.0	66,663	1.0	66,663	1.0	66,663
18	6.0	427,354	5.0	349,536	5.0	349,536
20	1.0	66,382	1.0	62,912	1.0	62,912
21	2.0	218,066	2.0	220,577	2.0	220,577
23	1.0	97,276	1.0	99,234	1.0	99,234
24	1.0	114,811	1.0	114,811	1.0	114,811
Total Salaries and Positions	27.0	\$1,774,024	26.0	\$1,706,706	26.0	\$1,706,706
Turnover Adjustment	-	\$(53,168)	-	\$(51,201)	-	\$(51,201)
Operating Funds Total	27.0	\$1,720,857	26.0	\$1,655,505	26.0	\$1,655,505

DISTRIBUTION BY APPROPRIATION CLASSIFICATION

Account	2021 Approved & Adopted	Department Request	President's Recommendation	Difference
Personal Services				
501005-Salaries and Wages of Employees With Benefits	-	69,863	69,863	69,863
501225-Planned Benefit Adjustment	-	9,145	9,145	9,145
501510-Mandatory Medicare Cost	-	1,013	1,013	1,013
501540-Worker's Compensation	-	1,048	1,048	1,048
501585-Insurance Benefits	-	19,139	19,139	19,139
Personal Services Total	-	100,208	100,208	100,208
Contractual Service				
520825-Professional Services	-	300,000	300,000	300,000
Contractual Service Total	-	300,000	300,000	300,000
Operating Funds Total	0	400,208	400,208	400,208

PERSONAL SERVICES - SUMMARY OF POSITIONS BY PROGRAM AND JOB CODE

Job Code/Title	Grade	2021 Approved & Adopted		2022 Department Request		2022 President's Recommendation	
		FTE Pos.	Salaries	FTE Pos.	Salaries	FTE Pos.	Salaries
60162-ARPA - Revenue Loss							
9999-TEMPORARY EMPLOYEES		-	-	1.0	69,863	1.0	69,863
		-	-	1.0	\$69,863	1.0	\$69,863
Total Salaries and Positions		0.0	\$0	1.0	\$69,863	1.0	\$69,863
Operating Fund Totals		0.0	\$0	1.0	\$69,863	1.0	\$69,863

PERSONAL SERVICES - SUMMARY OF POSITIONS BY GRADE

Salary Grade	2021 Approved & Adopted		2022 Department Request		2022 President's Recommendation	
	FTE Pos.	Salaries	FTE Pos.	Salaries	FTE Pos.	Salaries
	-	-	1.0	69,863	1.0	69,863
Total Salaries and Positions	-	-	1.0	\$69,863	1.0	\$69,863
Operating Funds Total	-	-	1.0	\$69,863	1.0	\$69,863

DISTRIBUTION BY APPROPRIATION CLASSIFICATION

Account	2021 Approved & Adopted	Department Request	President's Recommendation	Difference
Personal Services				
501005-Salaries and Wages of Employees With Benefits	-	678,178	678,178	678,178
501225-Planned Benefit Adjustment	-	88,774	88,774	88,774
501510-Mandatory Medicare Cost	-	9,834	9,834	9,834
501540-Worker's Compensation	-	10,173	10,173	10,173
501585-Insurance Benefits	-	150,559	150,559	150,559
Personal Services Total	-	937,518	937,518	937,518
Operating Funds Total	0	937,518	937,518	937,518

PERSONAL SERVICES - SUMMARY OF POSITIONS BY PROGRAM AND JOB CODE

Job Code/Title	Grade	2021 Approved & Adopted		2022 Department Request		2022 President's Recommendation	
		FTE Pos.	Salaries	FTE Pos.	Salaries	FTE Pos.	Salaries
60162-ARPA - Revenue Loss							
5818-Executive Assistant I	20	-	-	2.0	137,690	2.0	137,690
5819-Executive Assistant II	22	-	-	1.0	76,043	1.0	76,043
5882-Regional Coordinator-DEMRS	23	-	-	3.0	280,235	3.0	280,235
5902-Technical Security Mgr-DEMRS	24	-	-	1.0	79,932	1.0	79,932
6058-Field Technician II	21	-	-	1.0	104,279	1.0	104,279
		-	-	8.0	\$678,178	8.0	\$678,178
Total Salaries and Positions		0.0	\$0	8.0	\$678,178	8.0	\$678,178
Operating Fund Totals		0.0	\$0	8.0	\$678,178	8.0	\$678,178

PERSONAL SERVICES - SUMMARY OF POSITIONS BY GRADE

Salary Grade	2021 Approved & Adopted		2022 Department Request		2022 President's Recommendation	
	FTE Pos.	Salaries	FTE Pos.	Salaries	FTE Pos.	Salaries
20	-	-	2.0	137,690	2.0	137,690
21	-	-	1.0	104,279	1.0	104,279
22	-	-	1.0	76,043	1.0	76,043
23	-	-	3.0	280,235	3.0	280,235
24	-	-	1.0	79,932	1.0	79,932
Total Salaries and Positions	-	-	8.0	\$678,178	8.0	\$678,178
Operating Funds Total	-	-	8.0	\$678,178	8.0	\$678,178



SUMMARY OF APPROPRIATIONS

Department and Title	2021 Approved & Adopted	Department Request	President's Recommendation	Difference
Corporate Fund				
1007-Revenue	9,862,536	10,393,971	10,393,971	531,434
1008-Risk Management	2,583,410	2,528,133	2,528,133	(55,278)
1014-Budget and Management Services	1,838,206	2,105,171	2,105,171	266,965
1020-County Comptroller	4,044,724	4,114,175	4,114,175	69,451
1021-Office of the Chief Financial Officer	1,559,125	1,804,263	1,804,263	245,138
1022-Contract Compliance	1,130,187	1,252,080	1,252,080	121,892
1030-Chief Procurement Officer	3,877,024	4,518,343	4,518,343	641,319
Corporate Fund Total	\$24,895,211	\$26,716,134	\$26,716,134	\$1,820,923
General Funds Total	\$24,895,211	\$26,716,134	\$26,716,134	\$1,820,923
Special Purpose Funds				
11284-COVID-19 Federal Programs	49,954,000	-	-	(49,954,000)
11286-American Rescue Plan Act (ARPA) Fund	-	372,010,656	372,010,656	372,010,656
11303-Annuity and Benefit Fund	201,879,823	202,168,959	202,168,959	289,136
11716-Bond and Interest Ser 1999 B Refunding	261,964,428	256,011,381	256,011,381	(5,953,047)
Special Purpose Funds Total	\$513,798,251	\$830,190,996	\$830,190,996	\$316,392,745
Total Appropriations	\$538,693,462	\$856,907,130	\$856,907,130	\$318,213,668

SUMMARY OF POSITIONS

Department and Title	2021 Approved Positions	2022 Department Request	2022 President's Recommendation	Difference
Corporate Fund				
1007-Revenue	79.0	86.0	86.0	7.0
1008-Risk Management	25.0	25.0	25.0	-
1014-Budget and Management Services	18.0	18.0	18.0	-
1020-County Comptroller	39.0	39.0	39.0	-
1021-Office of the Chief Financial Officer	13.0	15.0	15.0	2.0
1022-Contract Compliance	12.0	16.0	16.0	4.0
1030-Chief Procurement Officer	37.0	38.0	38.0	1.0
Corporate Fund Total	223.0	237.0	237.0	14.0
General Funds Total	223.0	237.0	237.0	14.0
Special Purpose Funds				
11286-American Rescue Plan Act (ARPA) Fund	-	56.0	56.0	56.0
Special Purpose Funds Total	-	56.0	56.0	56.0
Special Revenue Fund Total	-	56.0	56.0	56.0
Total Positions	223.0	293.0	293.0	70.0

DISTRIBUTION BY APPROPRIATION CLASSIFICATION

Account	2021 Approved & Adopted	Department Request	President's Recommendation	Difference
Personal Services				
501005-Salaries and Wages of Employees With Benefits	17,635,292	19,031,728	19,031,728	1,396,436
501165-Planned Salary Adjustment	130,042	381,515	381,515	251,473
501210-Planned Overtime Compensation	25,000	25,000	25,000	0
501295-Salaries and Wages of Per Diem Employees	30,000	34,998	34,998	4,998
501510-Mandatory Medicare Cost	270,778	278,521	278,521	7,742
501585-Insurance Benefits	3,626,199	3,622,284	3,622,284	(3,915)
501765-Professional Develop/Fees	67,916	169,950	169,950	102,034
501835-Transportation and Travel Expenses	74,235	127,376	127,376	53,141
Personal Services Total	21,859,462	23,671,372	23,671,372	1,811,910
Contractual Service				
520149-Communication Services	48,015	48,594	48,594	579
520259-Postage	206,178	214,983	214,983	8,805
520279-Shipping and Freight Services	3,328	6,028	6,028	2,700
520485-Graphics and Reproduction Services	128,646	144,097	144,097	15,451
520609-Advertising and Promotions	7,600	9,250	9,250	1,650
520670-Purchased Services Not Otherwise Classified	405,363	433,600	433,600	28,237
520725-Loss and Valuation	1,000	1,000	1,000	0
520825-Professional Services	74,000	418,305	418,305	344,305
Contractual Service Total	874,130	1,275,857	1,275,857	401,727
Supplies & Materials				
530100-Wearing Apparel	5,000	7,000	7,000	2,000
530170-Institutional Supplies	40,944	41,897	41,897	953
530600-Office Supplies	53,287	110,487	110,487	57,200
530635-Books, Periodicals and Publish	21,844	30,213	30,213	8,369
530700-Multimedia Supplies	527	527	527	0
531645-Computer and Data Processing Supplies	42,634	34,585	34,585	(8,049)
Supplies & Materials Total	164,236	224,709	224,709	60,473
Operations & Maintenance				
540129-Maintenance and Subscription Services	619,319	696,430	696,430	77,111
540245-Automotive Operations and Maintenance	1,500	3,500	3,500	2,000
Operations & Maintenance Total	620,819	699,930	699,930	79,111
Rental & Leasing				
550005-Office and Data Processing Equip Rental	3,880	3,880	3,880	0
550029-Countywide Office and Data Processing Equip Rental	41,745	43,186	43,186	1,441
Rental & Leasing Total	45,625	47,066	47,066	1,441
Contingencies & Special Purpose				
580031-Reimbursement Designated Fund	1,471,000	1,100,000	1,100,000	(371,000)
580215-Institution Memberships/FE	8,750	15,000	15,000	6,250
580235-Public Programs and Events	1,000	1,200	1,200	200
580379-Appropriation Adjustments	(35,000)	(35,000)	(35,000)	0
580419-Appropriation Transfer	(114,812)	(284,000)	(284,000)	(169,188)
Contingencies & Special Purpose Total	1,330,938	797,200	797,200	(533,738)
Operating Funds Total	24,895,211	26,716,134	26,716,134	1,820,923

DISTRIBUTION BY APPROPRIATION CLASSIFICATION

Account	2021 Approved & Adopted	Department Request	President's Recommendation	Difference
Personal Services				
501005-Salaries and Wages of Employees With Benefits	-	4,625,361	4,625,361	4,625,361
501165-Planned Salary Adjustment	-	300,000	300,000	300,000
501225-Planned Benefit Adjustment	513,879,823	517,774,418	517,774,418	3,894,595
501510-Mandatory Medicare Cost	-	62,047	62,047	62,047
501540-Worker's Compensation	43,385,129	50,526,843	50,526,843	7,141,714
501585-Insurance Benefits	345,263,150	329,174,283	329,174,283	(16,088,867)
Personal Services Total	902,528,102	902,462,952	902,462,952	(65,150)
Contractual Service				
520825-Professional Services	-	3,185,180	3,185,180	3,185,180
521300-Special or Coop Programs	-	306,445,162	306,445,162	306,445,162
Contractual Service Total	-	309,630,342	309,630,342	309,630,342
Operations & Maintenance				
540129-Maintenance and Subscription Services	-	1,500,000	1,500,000	1,500,000
Operations & Maintenance Total	-	1,500,000	1,500,000	1,500,000
Contingencies & Special Purpose				
580135-Self-Insurance Settlements	67,168,952	49,547,448	49,547,448	(17,621,504)
580195-Expenses - External Borrow	261,964,428	256,011,381	256,011,381	(5,953,047)
580279-Contingency (As Mandated)	30,000,000	30,000,000	30,000,000	0
580379-Appropriation Adjustments	(405,863,231)	(373,961,127)	(373,961,127)	31,902,104
580419-Appropriation Transfer	(342,000,000)	(345,000,000)	(345,000,000)	(3,000,000)
Contingencies & Special Purpose Total	(388,729,851)	(383,402,298)	(383,402,298)	5,327,553
Operating Funds Total	513,798,251	830,190,996	830,190,996	316,392,745

MISSION

The Office of the Chief Financial Officer (OCFO) ensures the fiscal affairs of the County are managed using best in class public finance practices with an eye toward long term fiscal stability. The OCFO will use quantitative expertise to support all departments under the Bureau.

MANDATES

Mandated by Chapter 2, Article V, Division 3 Bureau of Finance of Cook County Code of Ordinances.

**OPERATIONAL HIGHLIGHTS:
2021 INITIATIVES AND OUTCOMES**

The Office of the Chief Financial Officer worked meticulously managing \$429 million in Federal coronavirus relief. Recognizing the disproportionate impact the coronavirus has had on underserved communities, OCFO developed a thoughtful and fair methodology to equitably distribute relief funds to underlying jurisdictions across Cook County. The OCFO also worked to ensure that all appropriate documentation was completed/ submitted to the federal government in a timely manner.

OCFO also actively supported the Independent Revenue Forecasting Commission, which is primarily tasked to analyze the five-year consensus revenue forecast developed by the CFO on an annual basis and provide updates to the Board of Commissioners as needed. The forecast included but was not limited to: Sales and Use Taxes, Property Taxes, Cigarette Taxes, Fuel Taxes, and other sources of County revenue. This commission has been an invaluable resource in working to project the economic effects of this pandemic. Moving forward, the OCFO will more closely monitor the accuracy of our monthly sales tax revenue estimates by establishing a 2022 target with a Mean Absolute Percent Error of 3%.

OCFO oversaw a new issuance to refund an approximately \$175 million revolving line of credit as well as the planned refunding of County bonds. These financial moves generated about \$70 million in savings for Cook County.

**OPERATIONAL OPPORTUNITIES:
2022 INITIATIVES AND GOALS**

On March 11, 2021, President Joseph R. Biden signed the \$1.9 trillion American Rescue Plan Act of 2021 (ARPA). ARPA is an ambitious initiative to stimulate the American economy, support residents, and curb the spread of the COVID-19 virus. Cook County will directly receive over \$1 billion from the federal government through ARPA and OCFO is in the process of developing a responsible, comprehensive, and equitable spending plan to strategically use these one-time resources to support both immediate recovery needs and long-term transformative initiatives.

OCFO will lead a concerted effort to collect additional details about fines and fees within the various offices of the separately elected officials in order to better identify drivers of these revenue to inform future equity budgeting efforts throughout the County.

OCFO is contemplating a bond issuance to refund approximately \$268 million of the General Obligation Series 2011A and Series 2011B. This refunding would generate millions in savings for Cook County, subject to market conditions. This refunding would be in accordance with the County’s goal of a debt structure which rises by no more than 2% annually to keep debt from reaching unsustainable levels that starts impacting funding for other critical services and place an undue burden on the taxpayers.

Performance Metric Name	2019 Actual	2020 Actual	2021 Target	2021 Projection	2022 Target
Annual Debt Service	N/A	302,519,672	313,509,201	313,509,201	317,234,583
Variance in actual sales tax revenue versus forecast	N/A	0	0	0	0

BUDGET HIGHLIGHTS

- Expand the resources of the Office to meet increasing demand for Quantitative Analysis
- Expand our capacity to incorporate a diverse set of perspective into our financial reviews
- Allow for more opportunities to provide an equitable lens to our analysis
- Ensure our capacity to more quickly identify potential risks to Cook County's Financial Health

Fund Category	Appropriations (\$ thousands)			
	2019 Adopted	2020 Adopted	2021 Adopted	2022 Recommended
Corporate Fund	1,433	1,518	1,559	1,804
Special Purpose Funds	0	0	0	4,254
Total Funds	1,433	1,518	1,559	6,058
Expenditures by Type				
Personnel	359,051	364,955	390,130	381,360
Non Personnel	(357,618)	(363,437)	(388,571)	(375,302)
Total Funds	1,433	1,518	1,559	6,058
FTE Positions	12.1	13.0	13.0	23.0

Program Description	2021		2022	
	FTE Pos.	Adopted	FTE Pos.	Appropriation
10155-Administration	6.0	865,807	6.0	975,955
20192-COVID-19	0.0	532	0.0	0
33840-Financial Analysis	7.0	692,785	9.0	828,308
60162-ARPA - Revenue Loss	0.0	0	8.0	1,068,583
60363-ARPA - Administrative Expenses	0.0	0	0.0	3,185,180
Total	13.0	1,559,125	23.0	6,058,025

DISTRIBUTION BY APPROPRIATION CLASSIFICATION

Account	2021 Approved & Adopted	Department Request	President's Recommendation	Difference
Personal Services				
501005-Salaries and Wages of Employees With Benefits	1,223,814	1,418,883	1,418,883	195,070
501295-Salaries and Wages of Per Diem Employees	30,000	34,998	34,998	4,998
501510-Mandatory Medicare Cost	19,385	19,512	19,512	127
501585-Insurance Benefits	193,732	208,760	208,760	15,028
501765-Professional Develop/Fees	8,620	21,620	21,620	13,000
501835-Transportation and Travel Expenses	6,000	12,000	12,000	6,000
Personal Services Total	1,481,550	1,715,774	1,715,774	234,223
Contractual Service				
520149-Communication Services	3,261	3,800	3,800	539
520485-Graphics and Reproduction Services	200	-	-	(200)
520825-Professional Services	50,000	61,000	61,000	11,000
Contractual Service Total	53,461	64,800	64,800	11,339
Supplies & Materials				
530170-Institutional Supplies	532	-	-	(532)
530600-Office Supplies	2,600	3,200	3,200	600
530635-Books, Periodicals and Publish	5,000	5,000	5,000	0
Supplies & Materials Total	8,132	8,200	8,200	68
Operations & Maintenance				
540129-Maintenance and Subscription Services	8,781	5,797	5,797	(2,984)
Operations & Maintenance Total	8,781	5,797	5,797	(2,984)
Rental & Leasing				
550029-Countywide Office and Data Processing Equip Rental	7,200	9,692	9,692	2,492
Rental & Leasing Total	7,200	9,692	9,692	2,492
Operating Funds Total	1,559,125	1,804,263	1,804,263	245,138

PERSONAL SERVICES - SUMMARY OF POSITIONS BY PROGRAM AND JOB CODE

Job Code/Title	Grade	2021 Approved & Adopted		2022 Department Request		2022 President's Recommendation	
		FTE Pos.	Salaries	FTE Pos.	Salaries	FTE Pos.	Salaries
10155-Administration							
0019-Deputy Chief Financial Officer	24	1.0	150,858	1.0	150,858	1.0	150,858
0051-Administrative Assistant V	20	1.0	82,558	1.0	84,222	1.0	84,222
0120-Chief Financial Officer/Comptroller - CCC	24	1.0	182,070	1.0	182,070	1.0	182,070
0620-Legislative Coordinator I	20	1.0	75,904	1.0	77,441	1.0	77,441
0854-Public Information Officer	20	1.0	87,442	1.0	84,020	1.0	84,020
5531-Special Asst for Legal Affairs	24	1.0	109,140	1.0	109,140	1.0	109,140
		6.0	\$687,971	6.0	\$687,751	6.0	\$687,751
33840-Financial Analysis							
0294-Administrative Analyst IV	22	-	1	1.0	76,043	1.0	76,043
5244-Financial Analyst	21	2.0	144,920	2.0	147,396	2.0	147,396
5426-Financial Research Analyst IV	22	3.0	267,931	4.0	335,776	4.0	335,776
8751-Mgr of Financial Planning & Analysis	24	1.0	117,300	1.0	117,300	1.0	117,300
8754-Regional & Policy Economist	24	1.0	88,768	1.0	98,500	1.0	98,500
		7.0	\$618,920	9.0	\$775,015	9.0	\$775,015
Total Salaries and Positions		13.0	\$1,306,891	15.0	\$1,462,766	15.0	\$1,462,766
Turnover Adjustment		-	(83,078)	-	(43,883)	-	(43,883)
Operating Fund Totals		13.0	\$1,223,814	15.0	\$1,418,883	15.0	\$1,418,883

PERSONAL SERVICES - SUMMARY OF POSITIONS BY GRADE

Salary Grade	2021 Approved & Adopted		2022 Department Request		2022 President's Recommendation	
	FTE Pos.	Salaries	FTE Pos.	Salaries	FTE Pos.	Salaries
20	3.0	245,903	3.0	245,683	3.0	245,683
21	2.0	144,920	2.0	147,396	2.0	147,396
22	3.0	267,932	5.0	411,819	5.0	411,819
24	5.0	648,136	5.0	657,868	5.0	657,868
Total Salaries and Positions	13.0	\$1,306,891	15.0	\$1,462,766	15.0	\$1,462,766
Turnover Adjustment	-	\$(83,078)	-	\$(43,883)	-	\$(43,883)
Operating Funds Total	13.0	\$1,223,814	15.0	\$1,418,883	15.0	\$1,418,883

MISSION

To efficiently administer and equitably enforce compliance with Cook County Home Rule taxes while providing courteous and professional service to the public. To process Cook County fines, fees, and license applications in an accurate and timely manner.

MANDATES

Various Articles of Chapter 74 – Taxation; Uniform Penalties, Interest and Procedures Ordinance, Article III of Chapter 34 – Finance; A portion of the administrative tasks in Chapter 54 – Licenses, Permits and Miscellaneous Business Regulations.

OPERATIONAL HIGHLIGHTS: 2021 INITIATIVES AND OUTCOMES

INTEGRATED TAX PROCESSING SYSTEM

DOR rolled-out all remaining Home Rule Taxes for businesses in our Integrated Tax Processing System (ITPS) which will allow for electronic filing of tax returns, electronic payment of tax debts, the initiation of payment plans and a number of other conveniences for over 3,700 taxpayers and increase overall revenue collections. Additional features such as online self-registration and payment plans will be coming later in 2021.

TAX DISCOVERY COMPLIANCE PROGRAMS

Implementation of two Compliance programs in the Integrated Tax Processing System that will allow for data matching and sharing with other governmental agencies to assist with identification of potential taxpayers and help pinpoint potential audit candidates.

LICENSING/PERMIT APPLICATION SUITE

DOR has implemented an online portal and electronic application process for Unincorporated Liquor Licenses, with electronic renewals and Unincorporated Gaming Licenses coming later in 2021.

OPERATIONAL OPPORTUNITIES: 2022 INITIATIVES AND GOALS

INTEGRATED TAX PROCESSING SYSTEM

DOR will be rolling out Wheel Tax and Individual Use tax as the final two taxes in our Intergrated Tax Processing System. We anticipate approximately 120,000 individual users will be remitting taxes via the portal once these tax types are live.

DOR will also be expanding system functionality to include electronic refunds, bulk sales submissions and surety bonds.

LICENSING/PERMIT APPLICATION SUITE

Additional licenses/permits such as General Business License and Alarm Permits will be completed.

INVESTIGATIONS TEAM

The DOR Investigations team will be expanding their involvement in Home Rule Tax enforcement by working more closely with our Compliance staff to assist in taxpayer outreach and field visits. This new initiative will allow our investigators to more directly engage with businesses in the areas of Tax Discovery and outreach.

CITATION MANAGEMENT SYSTEM

DOR will work along with other County agencies to implement a comprehensive citation system to streamline the issuance, adjudication and collections of citations.

Performance Metric Name	2019 Actual	2020 Actual	2021 Target	2021 Projection	2022 Target
Variance between revenue generated through Home Rule taxes versus budget	-0.01	-0.07	0.05	-0.03	0.03
Variance between revenue generated through DOR fees versus budget	-0.02	-0.139	0.05	-0.15	0.03
Percent of inspected businesses found to be compliant	91%	92%	90%	91%	90%
Percent of payments received electronically	82%	87%	80%	90%	91%

BUDGET HIGHLIGHTS

- Complete the implementation of ITPS and begin work on additional system improvements to increase usability for taxpayers.
- Reinstated Compliance and Investigations resources to increase field work to pre-COVID levels.
- Allocate Investigation resources to assist with Compliance work beyond basic site inspections to ensure a level playing field for all businesses.

Fund Category	Appropriations (\$ thousands)			
	2019 Adopted	2020 Adopted	2021 Adopted	2022 Recommended
Corporate Fund	9,843	10,578	9,863	10,394
Total Funds	9,843	10,578	9,863	10,394
Expenditures by Type				
Personnel	6,990	7,559	7,355	8,130
Non Personnel	2,853	3,018	2,508	2,264
Total Funds	9,843	10,578	9,863	10,394
FTE Positions	82.7	85.0	79.0	86.0

Program Description	2021		2022	
	FTE Pos.	Adopted	FTE Pos.	Appropriation
10155-Administration Supervises departmental operations and manages administrative functions.	7.0	1,015,935	10.0	1,376,349
11880-Collections Directs collections via accounts receivable and receipting system for Home Rule Tax returns, payments, fees and charges, general fee collections, other matters, and customer service.	10.0	1,173,419	10.0	1,234,440
11881-Revenue Recovery Division The Revenue Recovery Unit will focus on delinquent accounts and hard to collect revenue, not on incoming payments. It will operate independently of the Collections area as an in-house "Collection Agency" focusing on older debt.	3.0	271,033	3.0	223,794
15220-Investigations Conducts investigations according to and related to departmental mission and mandates.	17.0	3,095,081	19.0	2,956,374
19660-Strategic Initiatives/Technology Leads revenue enhancement, strategic initiatives and administration through various processes.	4.0	498,266	4.0	519,854
20192-COVID-19 Expenses associated with mitigating the effects and spread of COVID-19, not otherwise required as part of the County's normal operations.	0.0	13,450	0.0	0
35085-Compliance Enforces various Cook County ordinances and encourages tax compliance by conducting field and desk audits, reviewing tax documents and undertaking various collection activities.	38.0	3,795,352	40.0	4,083,160
Total	79.0	9,862,536	86.0	10,393,971

DISTRIBUTION BY APPROPRIATION CLASSIFICATION

Account	2021 Approved & Adopted	Department Request	President's Recommendation	Difference
Personal Services				
501005-Salaries and Wages of Employees With Benefits	5,850,798	6,510,673	6,510,673	659,874
501165-Planned Salary Adjustment	40,000	44,335	44,335	4,335
501510-Mandatory Medicare Cost	89,322	96,222	96,222	6,900
501585-Insurance Benefits	1,304,007	1,366,766	1,366,766	62,759
501765-Professional Develop/Fees	19,699	26,300	26,300	6,601
501835-Transportation and Travel Expenses	50,750	85,290	85,290	34,540
Personal Services Total	7,354,576	8,129,586	8,129,586	775,009
Contractual Service				
520149-Communication Services	34,070	36,000	36,000	1,930
520259-Postage	166,185	171,000	171,000	4,815
520279-Shipping and Freight Services	3,100	5,800	5,800	2,700
520485-Graphics and Reproduction Services	112,900	121,500	121,500	8,600
520609-Advertising and Promotions	600	750	750	150
520670-Purchased Services Not Otherwise Classified	397,363	425,600	425,600	28,237
520825-Professional Services	24,000	22,500	22,500	(1,500)
Contractual Service Total	738,218	783,150	783,150	44,932
Supplies & Materials				
530100-Wearing Apparel	5,000	7,000	7,000	2,000
530170-Institutional Supplies	28,550	36,200	36,200	7,650
530600-Office Supplies	13,400	22,000	22,000	8,600
530635-Books, Periodicals and Publish	7,914	11,549	11,549	3,635
531645-Computer and Data Processing Supplies	30,400	22,350	22,350	(8,050)
Supplies & Materials Total	85,264	99,099	99,099	13,835
Operations & Maintenance				
540129-Maintenance and Subscription Services	206,332	274,042	274,042	67,710
540245-Automotive Operations and Maintenance	1,500	3,500	3,500	2,000
Operations & Maintenance Total	207,832	277,542	277,542	69,710
Rental & Leasing				
550029-Countywide Office and Data Processing Equip Rental	5,646	4,594	4,594	(1,052)
Rental & Leasing Total	5,646	4,594	4,594	(1,052)
Contingencies & Special Purpose				
580031-Reimbursement Designated Fund	1,471,000	1,100,000	1,100,000	(371,000)
Contingencies & Special Purpose Total	1,471,000	1,100,000	1,100,000	(371,000)
Operating Funds Total	9,862,536	10,393,971	10,393,971	531,434

PERSONAL SERVICES - SUMMARY OF POSITIONS BY PROGRAM AND JOB CODE

Job Code/Title	Grade	2021 Approved & Adopted		2022 Department Request		2022 President's Recommendation	
		FTE Pos.	Salaries	FTE Pos.	Salaries	FTE Pos.	Salaries
10155-Administration							
0153-Property Tax Accountant III	17	1.0	60,651	1.0	52,356	1.0	52,356
0253-Business Manager III	22	-	1	1.0	76,043	1.0	76,043
0263-Director	24	1.0	152,519	1.0	152,519	1.0	152,519
5205-Deputy Director	24	2.0	248,015	2.0	248,015	2.0	248,015
5531-Special Asst for Legal Affairs	24	1.0	112,032	1.0	112,032	1.0	112,032
5819-Executive Assistant II	22	1.0	82,873	1.0	84,545	1.0	84,545
6008-Paralegal	20	-	-	1.0	62,912	1.0	62,912
7784-Financial Analyst	20	1.0	64,410	2.0	134,871	2.0	134,871
		7.0	\$720,500	10.0	\$923,292	10.0	\$923,292
11880-Collections							
0110-Dir of Financial Control I	20	1.0	92,173	1.0	94,033	1.0	94,033
5813-Cashier Revenue	11	2.0	94,561	2.0	95,792	2.0	95,792
5890-Internal Auditor - Revenue	18	1.0	69,085	1.0	72,021	1.0	72,021
6254-Senior Collections Analyst	18	1.0	71,275	1.0	73,599	1.0	73,599
6279-Collections Analyst	16	1.0	66,372	1.0	66,743	1.0	66,743
6399-Taxpayer Customer Associate	11	4.0	179,606	4.0	185,299	4.0	185,299
		10.0	\$573,072	10.0	\$587,487	10.0	\$587,487
11881-Revenue Recovery Division							
6407-Revenue Assessment Analyst II	18	1.0	82,187	1.0	82,187	1.0	82,187
8739-Revenue Recovery Mgr	23	1.0	91,909	1.0	79,932	1.0	79,932
8740-Revenue Recovery Agent	17	1.0	48,780	1.0	48,782	1.0	48,782
		3.0	\$222,876	3.0	\$210,902	3.0	\$210,902
15220-Investigations							
4830-Investigator I - Revenue	16	5.0	305,062	7.0	418,740	7.0	418,740
5526-Mgr of Field Investigations	22	1.0	79,783	1.0	81,390	1.0	81,390
5528-Investigator II-Revenue	17	4.0	295,540	4.0	297,106	4.0	297,106
5530-Investigator IV-Revenue	19	1.0	97,040	1.0	97,040	1.0	97,040
5554-Traffic Compliance Admin	20	1.0	92,416	1.0	94,088	1.0	94,088
5812-Compliance Analyst-Revenue	17	1.0	74,674	1.0	75,106	1.0	75,106
5891-Investigation Coordinator	17	1.0	74,251	1.0	75,396	1.0	75,396
5892-Investigation Analyst-Reveune	18	1.0	79,639	1.0	81,952	1.0	81,952
6313-Supervisor of Investigations	20	2.0	149,505	2.0	152,520	2.0	152,520
		17.0	\$1,247,911	19.0	\$1,373,338	19.0	\$1,373,338
19660-Strategic Initiatives/Technology							
1108-Programmer IV	22	1.0	121,698	1.0	127,105	1.0	127,105
5896-Business Analyst	23	1.0	116,900	1.0	116,919	1.0	116,919
6042-Sr Solutions Systems Analyst	23	1.0	121,869	1.0	121,869	1.0	121,869
6252-Revenue Strategy Analyst	20	1.0	87,400	1.0	91,113	1.0	91,113
		4.0	\$447,867	4.0	\$457,006	4.0	\$457,006
35085-Compliance							
0047-Admin Assistant II	14	1.0	60,212	1.0	60,212	1.0	60,212
0127-Auditing Supervisor	23	3.0	273,983	3.0	284,815	3.0	284,815
0132-Field Auditor III	17	6.0	405,237	7.0	472,507	7.0	472,507
0133-Field Auditor IV	19	8.0	654,487	8.0	672,372	8.0	672,372
0137-Field Auditor V	21	3.0	290,918	4.0	387,530	4.0	387,530
0795-Revenue Analyst	19	1.0	71,257	1.0	84,641	1.0	84,641
5721-Tax Compliance Administrator	23	1.0	92,716	1.0	94,588	1.0	94,588
5889-Revenue Assessment Analyst I	17	6.0	425,151	6.0	416,810	6.0	416,810
5894-Tax Licens & Registr Analyst	17	3.0	195,486	3.0	199,028	3.0	199,028
6407-Revenue Assessment Analyst II	18	5.0	380,889	5.0	390,496	5.0	390,496

PERSONAL SERVICES - SUMMARY OF POSITIONS BY PROGRAM AND JOB CODE

Job Code/Title	Grade	2021 Approved & Adopted		2022 Department Request		2022 President's Recommendation	
		FTE Pos.	Salaries	FTE Pos.	Salaries	FTE Pos.	Salaries
8738-Tax Compliance Mgr	23	1.0	97,583	1.0	97,011	1.0	97,011
		38.0	\$2,947,920	40.0	\$3,160,009	40.0	\$3,160,009
Total Salaries and Positions		79.0	\$6,160,146	86.0	\$6,712,034	86.0	\$6,712,034
Turnover Adjustment		-	(309,347)	-	(201,361)	-	(201,361)
Operating Fund Totals		79.0	\$5,850,798	86.0	\$6,510,673	86.0	\$6,510,673

PERSONAL SERVICES - SUMMARY OF POSITIONS BY GRADE

Salary Grade	2021 Approved & Adopted		2022 Department Request		2022 President's Recommendation	
	FTE Pos.	Salaries	FTE Pos.	Salaries	FTE Pos.	Salaries
11	6.0	274,167	6.0	281,091	6.0	281,091
14	1.0	60,212	1.0	60,212	1.0	60,212
16	6.0	371,434	8.0	485,483	8.0	485,483
17	23.0	1,579,771	24.0	1,637,091	24.0	1,637,091
18	9.0	683,075	9.0	700,255	9.0	700,255
19	10.0	822,784	10.0	854,054	10.0	854,054
20	6.0	485,904	8.0	629,535	8.0	629,535
21	3.0	290,918	4.0	387,530	4.0	387,530
22	3.0	284,355	4.0	369,083	4.0	369,083
23	8.0	794,961	8.0	795,135	8.0	795,135
24	4.0	512,566	4.0	512,566	4.0	512,566
Total Salaries and Positions	79.0	\$6,160,146	86.0	\$6,712,034	86.0	\$6,712,034
Turnover Adjustment	-	\$(309,347)	-	\$(201,361)	-	\$(201,361)
Operating Funds Total	79.0	\$5,850,798	86.0	\$6,510,673	86.0	\$6,510,673

MISSION

Risk Management is responsible for the cost-effective and customer-focused administration of employee benefits, workers' compensation programs, and general liability programs across all County employers in accordance with local, state, and federal requirements.

MANDATES

745 ILCS 10/9-103 – Illinois Local Governmental and Governmental Employees Tort Immunity Act

55 ILCS 5/6-24002 – Counties Code

The administration of strategy and activities associated with Cook County's liability and losses, including those related to the workers' compensation and employee benefit programs, and as directed by the Counties Code, Illinois State Statutes, and Federal Code that have been delegated to the Department of Risk Management.

OPERATIONAL HIGHLIGHTS: 2021 INITIATIVES AND OUTCOMES

The Department continued to review vendor administration and plan services in 2021. Implemented outcomes are as follows:

- New contract for Group Term Life Insurance Benefits for Cook County Employees which represents a slight decrease in premium cost for this benefit. Completion of a joint procurement with the City of Chicago and others for Group Medical and Dental Benefits.
- Implementation of new General Liability contracts for the Claims Administration, Patient Arrestee and Excess Insurance Brokerage programs which include value-added services at no additional cost such as online client access to policy management and client servicing modules.

Other 2021 highlights include two National Association of Counties (NACo) Achievement Awards: the NACo Award, Health Benefits - for Virtual Open Enrollment and recent Virtual Health Fair sessions during the pandemic and the NACo award, Workers Compensation.

OPERATIONAL OPPORTUNITIES: 2022 INITIATIVES AND GOALS

- Increased focus on technology to assist with all aspects of department operations, including customer outreach.
- Continue to monitor and manage the County's workers' compensation program by improving the claims reporting process and utilizing data for improved analysis.
- Focus on member education and benefits literacy for the County's population. New wellness program, diabetes management program, and increased EAP services anticipated in 2022.
- Implement negotiated changes to the employee group health benefit plans.

Performance Metric Name	2019 Actual	2020 Actual	2021 Target	2021 Projection	2022 Target
Percentage of County employees enrolled in a Health Plan	97%	95%	95%	95%	95%
Number of open WC claims per adjuster	222	300	300	250	250
Workers' Compensation Claim Closing Ratio	108%	105%	105%	105%	100%
Cost per subrogation dollar recovered	\$0.78	\$0.35	\$0.35	\$0.35	\$0.35

BUDGET HIGHLIGHTS

- Critical services delivered by the members of the Risk Management staff to the entire County workforce were managed within the FY21 appropriation budget of \$2,583,410
- FY22 staffing strategy includes seeking federal funding and repurposing vacant positions.

Fund Category	Appropriations (\$ thousands)			
	2019 Adopted	2020 Adopted	2021 Adopted	2022 Recommended
Corporate Fund	2,359	2,487	2,583	2,528
Special Purpose Funds	0	0	0	92
Total Funds	2,359	2,487	2,583	2,620
Expenditures by Type				
Personnel	2,350	2,472	2,564	2,604
Non Personnel	9	15	19	16
Total Funds	2,359	2,487	2,583	2,620
FTE Positions	25.1	25.0	25.0	26.0

Program Description	2021		2022		
	FTE Pos.	Adopted	FTE Pos.	Appropriation	
10155-Administration	Supervises departmental operations and manages administrative functions.	4.0	504,819	5.0	539,822
13385-Employee Benefits	Administers benefits including health, pharmacy, dental, vision, life, commuter and flexible spending for active Cook County employees and their dependents.	7.0	706,697	6.0	637,168
14275-General Liability/Insurance	Administers and reports on claims related to property, municipal and healthcare professional liabilities claims.	3.0	339,123	3.0	344,923
20192-COVID-19	Expenses associated with mitigating the effects and spread of COVID-19, not otherwise required as part of the County's normal operations.	0.0	1,923	0.0	0
20755-Workers' Compensation	Processes and resolves claims which lead to the administration and payment of workers' compensation benefits for injuries or illness sustained in the course of employment with Cook County.	11.0	1,030,847	11.0	1,006,219
60162-ARPA - Revenue Loss	Use of ARPA SLFRF funds for the provision of government services to the extent of reduction in revenue as determined by Dept. of Treasury calculation for revenue loss.	0.0	0	1.0	92,291
Total		25.0	2,583,410	26.0	2,620,423

DISTRIBUTION BY APPROPRIATION CLASSIFICATION

Account	2021 Approved & Adopted	Department Request	President's Recommendation	Difference
Personal Services				
501005-Salaries and Wages of Employees With Benefits	2,023,116	2,024,085	2,024,085	969
501165-Planned Salary Adjustment	6,900	4,800	4,800	(2,100)
501510-Mandatory Medicare Cost	30,242	30,257	30,257	14
501585-Insurance Benefits	489,601	437,659	437,659	(51,942)
501765-Professional Develop/Fees	9,499	10,000	10,000	501
501835-Transportation and Travel Expenses	5,000	5,400	5,400	400
Personal Services Total	2,564,358	2,512,201	2,512,201	(52,157)
Contractual Service				
520149-Communication Services	2,325	1,351	1,351	(974)
520259-Postage	16,393	16,383	16,383	(10)
520279-Shipping and Freight Services	228	228	228	0
520485-Graphics and Reproduction Services	1,710	1,710	1,710	0
Contractual Service Total	20,656	19,672	19,672	(984)
Supplies & Materials				
530170-Institutional Supplies	1,923	-	-	(1,923)
530600-Office Supplies	2,587	2,587	2,587	0
530635-Books, Periodicals and Publish	1,371	1,365	1,365	(6)
530700-Multimedia Supplies	527	527	527	0
531645-Computer and Data Processing Supplies	2,234	2,234	2,234	0
Supplies & Materials Total	8,642	6,713	6,713	(1,929)
Operations & Maintenance				
540129-Maintenance and Subscription Services	18,820	18,612	18,612	(208)
Operations & Maintenance Total	18,820	18,612	18,612	(208)
Rental & Leasing				
550005-Office and Data Processing Equip Rental	3,880	3,880	3,880	0
550029-Countywide Office and Data Processing Equip Rental	2,055	2,055	2,055	0
Rental & Leasing Total	5,935	5,935	5,935	0
Contingencies & Special Purpose				
580379-Appropriation Adjustments	(35,000)	(35,000)	(35,000)	0
Contingencies & Special Purpose Total	(35,000)	(35,000)	(35,000)	0
Operating Funds Total	2,583,410	2,528,133	2,528,133	(55,278)

PERSONAL SERVICES - SUMMARY OF POSITIONS BY PROGRAM AND JOB CODE

Job Code/Title	Grade	2021 Approved & Adopted		2022 Department Request		2022 President's Recommendation	
		FTE Pos.	Salaries	FTE Pos.	Salaries	FTE Pos.	Salaries
10155-Administration							
0263-Director	24	1.0	147,900	1.0	147,900	1.0	147,900
0292-Administrative Analyst II	19	1.0	58,235	1.0	59,411	1.0	59,411
4619-Deputy Dir of Risk Management	24	1.0	116,280	1.0	116,280	1.0	116,280
5531-Special Asst for Legal Affairs	24	-	1	0.0	1	0.0	1
5819-Executive Assistant II	22	-	-	1.0	76,043	1.0	76,043
6344-Business Representative	19	-	-	1.0	57,223	1.0	57,223
7692-Administrative Coordinator-RM	22	1.0	78,656	-	-	-	-
		4.0	\$401,072	5.0	\$456,858	5.0	\$456,858
13385-Employee Benefits							
0769-Employee Benefits Manager	23	1.0	122,131	1.0	124,595	1.0	124,595
6026-Benefits and Wellness Coord	17	1.0	78,740	1.0	78,743	1.0	78,743
6255-HRIS Business Analyst	22	1.0	83,135	1.0	84,812	1.0	84,812
6343-Benefits Assistant	13	1.0	59,259	-	-	-	-
6344-Business Representative	19	1.0	92,369	-	-	-	-
6345-Benefits Administrator	21	1.0	76,367	1.0	77,907	1.0	77,907
6402-Benefits Coordinator	15	1.0	63,020	1.0	64,291	1.0	64,291
7692-Administrative Coordinator-RM	22	-	-	1.0	80,240	1.0	80,240
		7.0	\$575,022	6.0	\$510,587	6.0	\$510,587
14275-General Liability/Insurance							
0051-Administrative Assistant V	20	1.0	85,265	1.0	86,982	1.0	86,982
0064-Claims Manager General Liab	23	1.0	105,120	1.0	107,240	1.0	107,240
0292-Administrative Analyst II	19	1.0	92,369	1.0	92,371	1.0	92,371
		3.0	\$282,754	3.0	\$286,593	3.0	\$286,593
20755-Workers' Compensation							
0083-Claims Mgr Worker Compensation	23	1.0	115,718	1.0	118,050	1.0	118,050
0161-Worker's Comp Claims Assistant	15	1.0	68,476	1.0	68,478	1.0	68,478
2609-Workers Comp Claims Adjuster	20	6.0	405,356	6.0	405,747	6.0	405,747
5218-Asst Claims Mgr Workers Cmp	21	1.0	84,452	1.0	84,452	1.0	84,452
6876-Sr Workers Comp Claims Adjuster	21	2.0	152,838	2.0	155,919	2.0	155,919
		11.0	\$826,839	11.0	\$832,646	11.0	\$832,646
Total Salaries and Positions		25.0	\$2,085,686	25.0	\$2,086,685	25.0	\$2,086,685
Turnover Adjustment		-	(62,571)	-	(62,601)	-	(62,601)
Operating Fund Totals		25.0	\$2,023,116	25.0	\$2,024,085	25.0	\$2,024,085

PERSONAL SERVICES - SUMMARY OF POSITIONS BY GRADE

Salary Grade	2021 Approved & Adopted		2022 Department Request		2022 President's Recommendation	
	FTE Pos.	Salaries	FTE Pos.	Salaries	FTE Pos.	Salaries
13	1.0	59,259	-	-	-	-
15	2.0	131,495	2.0	132,768	2.0	132,768
17	1.0	78,740	1.0	78,743	1.0	78,743
19	3.0	242,972	3.0	209,005	3.0	209,005
20	7.0	490,621	7.0	492,729	7.0	492,729
21	4.0	313,657	4.0	318,278	4.0	318,278
22	2.0	161,791	3.0	241,095	3.0	241,095
23	3.0	342,969	3.0	349,886	3.0	349,886
24	2.0	264,181	2.0	264,181	2.0	264,181
Total Salaries and Positions	25.0	\$2,085,686	25.0	\$2,086,685	25.0	\$2,086,685
Turnover Adjustment	-	\$(62,571)	-	\$(62,601)	-	\$(62,601)
Operating Funds Total	25.0	\$2,023,116	25.0	\$2,024,085	25.0	\$2,024,085

MISSION

The Department of Budget and Management Services promotes fiscal responsibility by preparing, managing, and executing the County's budget.

MANDATES

Adheres to state statutes governing the budget process (55 ILCS 5/6-24001-24007). Each year prepares and issues a Preliminary Budget forecast on or before June 30 and submits the Executive Budget recommendation to the Cook County Board of Commissioners by October 31 (Cook County Code of Ordinances Section 2-930-937).

**OPERATIONAL HIGHLIGHTS:
2021 INITIATIVES AND OUTCOMES**

As the County moves from the response to the recovery phase of the unprecedented impacts of COVID-19, DBMS continues to work with partners throughout the County to efficiently and responsibly utilize federal funds including CARES Act, FEMA Public Assistance, Emergency Rental Assistance, and American Rescue Plan Act resources to provide vital investments in our communities while supplementing County operations affected by the pandemic.

DBMS continues to improve and implement processes designed to increase operational efficiencies within DBMS and in our work with departments throughout the County. DBMS successfully implemented its goals for the standardization of grants processes across the County, including standardizing grant forms, holding quarterly grants meetings and trainings and regular reviews of grant financial compliance.

In alignment with the Open Communities policy priority of the Cook County Policy Roadmap and statutory mandates, DBMS released the preliminary budget, the President's Executive Recommendation, and the Adopted Budget. DBMS continues to utilize a Socrata-based open data portal, providing residents of Cook County unprecedented access to easily digestible financial information about the County's revenues and expenditures. When used in concert with the Policy Roadmap public dashboard, residents can view the distribution of public dollars and the outcomes of those investments.

**OPERATIONAL OPPORTUNITIES:
2022 INITIATIVES AND GOALS**

DBMS seeks to refine the quality of budgetary analysis in four key areas: personnel position control, capital budgeting, contract budgeting and grant budgeting. In addition to supplementing the current staff with personnel with expertise in the analysis and management of these key budget areas, DBMS will also seek to implement new technology and updates to existing technology to allow for streamlined budgeting processes throughout the County. Seeking to expand on the processes implemented in FY2021 as it relates to grants administration, DBMS will work with County stakeholders and an external consultant to revamp the County's grants administration infrastructure, including the implementation of a new grants manual and policies, clearer administrative forms, more frequent grants training and a new grants administration platform.

DBMS will expand its team over the coming year to ensure proper financial management of the County's newest funds - the ARPA and Equity funds - which will help foster equitable economic recovery in the County's economic region. Finally, to promote continued budgetary literacy throughout the County, DBMS will continue to provide trainings on various aspects of our budget process and budgeting, as well as quarterly and monthly meetings with grant departments.

Performance Metric Name	2019 Actual	2020 Actual	2021 Target	2021 Projection	2022 Target
Percent variance from total budgeted operational expenditures	N/A	6.2%	+/- 5%	-4%	+/- 5%
Percent variance from total budgeted operational revenues	N/A	1.9%	+/- 5%	-2%	+/- 3%
Percent variance from overall operational budget	N/A	8.1%	+/- 3%	-3%	+/- 1.5%
Average overall Government Finance Officers Association score	N/A	3.38	3.25	3.32	3.35

BUDGET HIGHLIGHTS

- Successful closing of over \$600M in budget gaps across the County's operating funds between FY2020 and FY2021.
- Successful management of the County's COVID-19 financial funding resources, including the CARES Act, FEMA Public Assistance and American Rescue Plan Act.
- Recipient of the Government Finance Officers Association award for Distinguished Budget Presentation.

Fund Category	Appropriations (\$ thousands)			
	2019 Adopted	2020 Adopted	2021 Adopted	2022 Recommended
Corporate Fund	2,112	1,751	1,838	2,105
Special Purpose Funds	0	0	49,954	363,465
Total Funds	2,112	1,751	51,792	365,570
Expenditures by Type				
Personnel	2,078	1,718	1,818	3,343
Non Personnel	35	33	49,975	362,227
Total Funds	2,112	1,751	51,792	365,570
FTE Positions	19.0	16.0	18.0	30.0

Program Description	2021		2022		
	FTE Pos.	Adopted	FTE Pos.	Appropriation	
10155-Administration	Supervises departmental operations and manages administrative functions.	2.0	276,300	3.0	448,735
11030-Budget Preparation & Monitoring	Prepares the annual budget for all operating funds. Manages departmental expenditure activity. Provides fiscal analysis, forecasting and reporting for the management of countywide resources.	14.0	1,331,888	11.0	1,239,014
12590-Data Management	Responsible for collecting, keeping, and using data securely to inform decision-making with an emphasis on optimization of County operations and maximization of benefits	0.0	0	2.0	220,484
14670-Grants Management	Prepares grant budgets into the Annual Appropriation. Provides support with updates on grant opportunities and trainings. Monitors grant spending levels in addition to developing financial policies.	2.0	228,000	2.0	196,938
20192-COVID-19	Expenses associated with mitigating the effects and spread of COVID-19, not otherwise required as part of the County's normal operations.	0.0	49,956,018	0.0	0
60162-ARPA - Revenue Loss	Use of ARPA SLFRF funds for the provision of government services to the extent of reduction in revenue as determined by Dept. of Treasury calculation for revenue loss.	0.0	0	12.0	57,019,554
60000-ARPA - Program Initiative Investments	ARPA funding to support eligible near-term and transformational initiatives aligned with the County's Policy Roadmap.	0.0	0	0.0	306,445,162
Total		18.0	51,792,206	30.0	365,569,886

DISTRIBUTION BY APPROPRIATION CLASSIFICATION

Account	2021 Approved & Adopted	Department Request	President's Recommendation	Difference
Personal Services				
501005-Salaries and Wages of Employees With Benefits	1,513,016	1,516,636	1,516,636	3,620
501165-Planned Salary Adjustment	2,300	148,352	148,352	146,052
501510-Mandatory Medicare Cost	22,804	22,671	22,671	(132)
501585-Insurance Benefits	279,551	282,327	282,327	2,776
501765-Professional Develop/Fees	-	13,050	13,050	13,050
501835-Transportation and Travel Expenses	-	2,200	2,200	2,200
Personal Services Total	1,817,671	1,985,237	1,985,237	167,566
Contractual Service				
520149-Communication Services	1,461	487	487	(974)
520825-Professional Services	-	100,000	100,000	100,000
Contractual Service Total	1,461	100,487	100,487	99,026
Supplies & Materials				
530170-Institutional Supplies	2,018	-	-	(2,018)
530600-Office Supplies	1,000	2,000	2,000	1,000
530635-Books, Periodicals and Publish	-	630	630	630
Supplies & Materials Total	3,018	2,630	2,630	(388)
Operations & Maintenance				
540129-Maintenance and Subscription Services	10,374	11,885	11,885	1,511
Operations & Maintenance Total	10,374	11,885	11,885	1,511
Rental & Leasing				
550029-Countywide Office and Data Processing Equip Rental	4,932	4,932	4,932	0
Rental & Leasing Total	4,932	4,932	4,932	0
Contingencies & Special Purpose				
580215-Institution Memberships/FE	750	-	-	(750)
Contingencies & Special Purpose Total	750	-	-	(750)
Operating Funds Total	1,838,206	2,105,171	2,105,171	266,965

PERSONAL SERVICES - SUMMARY OF POSITIONS BY PROGRAM AND JOB CODE

Job Code/Title	Grade	2021 Approved & Adopted		2022 Department Request		2022 President's Recommendation	
		FTE Pos.	Salaries	FTE Pos.	Salaries	FTE Pos.	Salaries
10155-Administration							
0114-Budget & Mgmt Services Director	24	1.0	168,300	1.0	168,300	1.0	168,300
5818-Executive Assistant I	20	1.0	63,982	1.0	65,270	1.0	65,270
8948-Managing Deputy Budget Director	24	-	-	1.0	135,660	1.0	135,660
		2.0	\$232,282	3.0	\$369,230	3.0	\$369,230
11030-Budget Preparation & Monitoring							
0203-Budget Analyst III	19	8.0	511,521	8.0	499,335	8.0	499,335
5205-Deputy Director	24	1.0	135,660	-	-	-	-
5207-Assistant Deputy Director	23	1.0	129,018	-	-	-	-
6861-Business Process Analyst	22	1.0	93,058	-	-	-	-
7229-Budget Analyst V	23	1.0	81,985	-	-	-	-
8949-Deputy Budget Director	23	2.0	187,520	3.0	316,044	3.0	316,044
		14.0	\$1,138,762	11.0	\$815,379	11.0	\$815,379
12590-Data Management							
5207-Assistant Deputy Director	23	-	-	1.0	129,018	1.0	129,018
6861-Business Process Analyst	22	-	-	1.0	94,937	1.0	94,937
		-	-	2.0	\$223,956	2.0	\$223,956
14670-Grants Management							
0203-Budget Analyst III	19	-	-	1.0	58,861	1.0	58,861
5217-Asst Grants Mgmt Director	24	1.0	93,760	1.0	96,117	1.0	96,117
5235-Grants Management Director	24	1.0	107,870	-	-	-	-
		2.0	\$201,630	2.0	\$154,978	2.0	\$154,978
Total Salaries and Positions		18.0	\$1,572,674	18.0	\$1,563,543	18.0	\$1,563,543
Turnover Adjustment		-	(59,658)	-	(46,906)	-	(46,906)
Operating Fund Totals		18.0	\$1,513,016	18.0	\$1,516,636	18.0	\$1,516,636

PERSONAL SERVICES - SUMMARY OF POSITIONS BY GRADE

Salary Grade	2021 Approved & Adopted		2022 Department Request		2022 President's Recommendation	
	FTE Pos.	Salaries	FTE Pos.	Salaries	FTE Pos.	Salaries
19	8.0	511,521	9.0	558,196	9.0	558,196
20	1.0	63,982	1.0	65,270	1.0	65,270
22	1.0	93,058	1.0	94,937	1.0	94,937
23	4.0	398,523	4.0	445,063	4.0	445,063
24	4.0	505,590	3.0	400,077	3.0	400,077
Total Salaries and Positions	18.0	\$1,572,674	18.0	\$1,563,543	18.0	\$1,563,543
Turnover Adjustment	-	\$(59,658)	-	\$(46,906)	-	\$(46,906)
Operating Funds Total	18.0	\$1,513,016	18.0	\$1,516,636	18.0	\$1,516,636

MISSION

Supervise the fiscal affairs of Cook County by maintaining the accounting records, general ledger (GL), financial reporting (FR), accounts payable (AP), payroll and garnishments (PG) (i.e. disbursing and reconciling the County's \$6.9 billion budget).

MANDATES

Approve or disapprove a vendor bill within 30 days after receipt and pay within 30 days of approval (Local Government Prompt Pay). Create a monthly Analysis of Revenue and Expenses in conjunction with Director of Human Resources to report Grade 17 --24 changes at end of every pay period. Review records of the State of IL Child Support Enforcement Program to determine any delinquency issues. Issue the Annual Financial Report within 6 months of year-end.

OPERATIONAL HIGHLIGHTS: 2021 INITIATIVES AND OUTCOMES

Reconciled \$2.7 billion of County expenditures which included disbursements to vendors and employees as of 5/31/2021. Promoted Capital Asset Inventory Compliance. There was an overall compliance rate of 96%; however, there was a 100% compliance rate with offices the Comptroller deemed material for financial reporting. Completed 100% of expected tasks for the 2020 audit and issued the AFR by the 5-31-21 deadline. The PG team is performing due diligence to ensure that Oracle EBS payroll is processed on time and produces materially accurate payroll and payroll tax reporting while continuing to address various post go-live issues that require the assignment of staff resources that would normally work on the daily payroll, accounting and administration operations. The AP team is striving to pay invoices within 60 days to promote compliance with the Local Government Prompt Payment Act, enforcing procedures to process payments within 10 working days of the time of invoice receipt in the Comptroller's queue in EBS. AP monitors the activity in their queue daily to assure timely processing and are promoting enhanced payment methods to capture rebates and reduce check issuance costs. These AP measures promote responsible fiscal practices and ensure the best use of taxpayer dollars. The GL team continues to strive to complete the monthly revenue and expense reporting within 30 days of month end to promote fiscal transparency and accountability.

OPERATIONAL OPPORTUNITIES: 2022 INITIATIVES AND GOALS

1. GL KPI -GL team will continue to strive to complete the monthly revenue and expense reporting within 30 days of month end.
2. AP KPI's-will strive to pay invoices within 60 days to promote compliance with the Local Government Prompt Payment Act, enforcing procedures to process payments within 10 working days of the time of invoice receipt in the Comptroller's queue in EBS. Staff will continue to monitor the activity in their queue daily to assure timely processing and to promote enhanced payment methods to capture rebates and reduce check issuance costs. These measures promote responsible fiscal practices, ensure the best use of taxpayer dollars and help vendors receive payment promptly and securely.
3. PG KPI-PG team will continue performing due diligence to ensure that Oracle EBS payroll is processed on time and produces materially accurate payroll and payroll tax reporting.
4. Countywide 2021 Annual Asset Inventory Data request and AFR issuance - Promote capital asset inventory compliance, implement the strategic / corrective action plan to address and eliminate CAFR and single audit findings and issue the 2021 AFR by 5/31/22.

Performance Metric Name	2019 Actual	2020 Actual	2021 Target	2021 Projection	2022 Target
Percent variance from Epayables revenue goal	92%	64%	0%	60%	0%
Average number of days to issue monthly Expense and Revenue Report	31	32	30	30	30
Average number of days to process payroll	NA	3	3	3	3
Percent of invoices paid within 60 days	NA	83%	100%	80%	100%

BUDGET HIGHLIGHTS

- Effectively recruited to fill positions in Financial Reporting and Payroll.
- The FY 22 request of \$5.8M is an increase of approximately \$1.8M from FY 21
- This increase is necessary to fill critical vacancies and add FTE's to meet the mission, mandates & goals of the office.

Fund Category	Appropriations (\$ thousands)			
	2019 Adopted	2020 Adopted	2021 Adopted	2022 Recommended
Corporate Fund	3,714	3,989	4,045	4,114
Special Purpose Funds	0	0	0	1,729
Total Funds	3,714	3,989	4,045	5,844
Expenditures by Type				
Personnel	3,614	3,888	3,947	5,712
Non Personnel	100	101	98	132
Total Funds	3,714	3,989	4,045	5,844
FTE Positions	38.0	39.0	39.0	54.0

Program Description	2021		2022	
	FTE Pos.	Adopted	FTE Pos.	Appropriation
10090-Accounts Payable	9.0	767,384	9.0	776,699
10155-Administration	5.0	799,901	5.0	875,674
14270-General Ledger	12.0	1,248,106	12.0	1,249,749
17295-Payroll & Garnishments	13.0	1,228,011	13.0	1,212,053
20192-COVID-19	0.0	1,322	0.0	0
60162-ARPA - Revenue Loss	0.0	0	15.0	1,729,490
Total	39.0	4,044,724	54.0	5,843,666

DISTRIBUTION BY APPROPRIATION CLASSIFICATION

Account	2021 Approved & Adopted	Department Request	President's Recommendation	Difference
Personal Services				
501005-Salaries and Wages of Employees With Benefits	3,139,640	3,197,799	3,197,799	58,159
501165-Planned Salary Adjustment	2,000	15,000	15,000	13,000
501210-Planned Overtime Compensation	25,000	25,000	25,000	0
501510-Mandatory Medicare Cost	48,431	47,802	47,802	(628)
501585-Insurance Benefits	721,610	671,339	671,339	(50,271)
501765-Professional Develop/Fees	10,000	25,000	25,000	15,000
501835-Transportation and Travel Expenses	485	485	485	0
Personal Services Total	3,947,165	3,982,425	3,982,425	35,260
Contractual Service				
520149-Communication Services	1,788	2,138	2,138	350
520259-Postage	23,000	27,000	27,000	4,000
520485-Graphics and Reproduction Services	10,586	10,586	10,586	0
520725-Loss and Valuation	1,000	1,000	1,000	0
Contractual Service Total	36,374	40,724	40,724	4,350
Supplies & Materials				
530170-Institutional Supplies	1,322	-	-	(1,322)
530600-Office Supplies	25,000	43,000	43,000	18,000
530635-Books, Periodicals and Publish	5,000	10,000	10,000	5,000
Supplies & Materials Total	31,322	53,000	53,000	21,678
Operations & Maintenance				
540129-Maintenance and Subscription Services	13,789	14,953	14,953	1,164
Operations & Maintenance Total	13,789	14,953	14,953	1,164
Rental & Leasing				
550029-Countywide Office and Data Processing Equip Rental	8,073	8,073	8,073	0
Rental & Leasing Total	8,073	8,073	8,073	0
Contingencies & Special Purpose				
580215-Institution Memberships/FE	8,000	15,000	15,000	7,000
Contingencies & Special Purpose Total	8,000	15,000	15,000	7,000
Operating Funds Total	4,044,724	4,114,175	4,114,175	69,451

PERSONAL SERVICES - SUMMARY OF POSITIONS BY PROGRAM AND JOB CODE

Job Code/Title	Grade	2021 Approved & Adopted		2022 Department Request		2022 President's Recommendation	
		FTE Pos.	Salaries	FTE Pos.	Salaries	FTE Pos.	Salaries
10090-Accounts Payable							
0113-Dir of Financial Control IV	24	1.0	100,335	1.0	100,334	1.0	100,334
5342-Accounts Payable Specialist II	17	1.0	60,717	1.0	63,599	1.0	63,599
5343-Accounts Payable Coordinator	20	1.0	80,926	1.0	82,560	1.0	82,560
5518-Accounts Payable Clerk	12	4.0	219,007	4.0	205,046	4.0	205,046
5520-Accts Payable Specialist III	19	1.0	78,759	1.0	68,347	1.0	68,347
5522-Central Payment Distributor	19	1.0	89,756	1.0	91,291	1.0	91,291
		9.0	\$629,500	9.0	\$611,178	9.0	\$611,178
10155-Administration							
0116-Deputy Comptroller	24	1.0	140,700	1.0	140,700	1.0	140,700
2501-Comptroller	24	1.0	167,224	1.0	167,224	1.0	167,224
5819-Executive Assistant II	22	1.0	82,634	1.0	84,302	1.0	84,302
7010-ERP Business Analyst Proj Mgr	IT1	1.0	103,741	1.0	105,838	1.0	105,838
7876-Deputy Comptroller - Payroll & Garnishments	24	1.0	135,000	1.0	135,000	1.0	135,000
		5.0	\$629,299	5.0	\$633,064	5.0	\$633,064
14270-General Ledger							
0111-Dir of Financial Control II	21	1.0	86,261	1.0	87,997	1.0	87,997
0113-Dir of Financial Control IV	24	1.0	117,356	1.0	117,355	1.0	117,355
0145-Accountant V	19	1.0	59,107	1.0	60,135	1.0	60,135
0253-Business Manager III	22	1.0	83,661	1.0	85,347	1.0	85,347
0293-Administrative Analyst III	21	1.0	111,644	-	-	-	-
4185-Grant Manager	21	1.0	99,294	1.0	96,803	1.0	96,803
4706-Dir Financial Control Rptng	24	1.0	112,200	1.0	112,200	1.0	112,200
5870-Accounting Systems Analyst	21	1.0	79,691	1.0	81,302	1.0	81,302
5899-Capital Assets Manager	23	1.0	84,704	1.0	86,410	1.0	86,410
6004-Accounting Analyst	20	2.0	136,922	2.0	139,684	2.0	139,684
6005-Senior Accounting Analyst	21	1.0	102,048	2.0	173,270	2.0	173,270
		12.0	\$1,072,889	12.0	\$1,040,503	12.0	\$1,040,503
17295-Payroll & Garnishments							
0241-Central Payroll Proc Asst	15	1.0	50,772	1.0	53,117	1.0	53,117
0247-Payroll Supervisor	23	1.0	119,927	1.0	122,348	1.0	122,348
5511-Central Payroll Processor I	16	2.0	140,216	2.0	140,901	2.0	140,901
5512-Central Payroll Processor II	18	1.0	60,641	1.0	64,514	1.0	64,514
5513-Central Payroll Processor III	19	2.0	179,867	2.0	182,489	2.0	182,489
5514-Wage Garnishment Processor I	16	1.0	60,561	1.0	54,207	1.0	54,207
5515-Wage Garnishment Processor II	18	1.0	75,055	1.0	79,830	1.0	79,830
5516-Wage Garnishment Processor III	20	1.0	75,055	1.0	75,055	1.0	75,055
5794-Assistant Payroll Supervisor	22	1.0	95,142	1.0	97,065	1.0	97,065
6690-Payroll Systems Coordinator	21	1.0	68,347	1.0	61,510	1.0	61,510
8923-Payroll Analyst	21	1.0	82,772	1.0	80,920	1.0	80,920
		13.0	\$1,008,354	13.0	\$1,011,955	13.0	\$1,011,955
Total Salaries and Positions		39.0	\$3,340,042	39.0	\$3,296,700	39.0	\$3,296,700
Turnover Adjustment		-	(200,403)	-	(98,901)	-	(98,901)
Operating Fund Totals		39.0	\$3,139,640	39.0	\$3,197,799	39.0	\$3,197,799

PERSONAL SERVICES - SUMMARY OF POSITIONS BY GRADE

Salary Grade	2021 Approved & Adopted		2022 Department Request		2022 President's Recommendation	
	FTE Pos.	Salaries	FTE Pos.	Salaries	FTE Pos.	Salaries
12	4.0	219,007	4.0	205,046	4.0	205,046
15	1.0	50,772	1.0	53,117	1.0	53,117
16	3.0	200,776	3.0	195,108	3.0	195,108
17	1.0	60,717	1.0	63,599	1.0	63,599
18	2.0	135,696	2.0	144,344	2.0	144,344
19	5.0	407,489	5.0	402,262	5.0	402,262
20	4.0	292,903	4.0	297,299	4.0	297,299
21	7.0	630,057	7.0	581,801	7.0	581,801
22	3.0	261,437	3.0	266,714	3.0	266,714
23	2.0	204,631	2.0	208,758	2.0	208,758
24	6.0	772,815	6.0	772,813	6.0	772,813
IT1	1.0	103,741	1.0	105,838	1.0	105,838
Total Salaries and Positions	39.0	\$3,340,042	39.0	\$3,296,700	39.0	\$3,296,700
Turnover Adjustment	-	\$(200,403)	-	\$(98,901)	-	\$(98,901)
Operating Funds Total	39.0	\$3,139,640	39.0	\$3,197,799	39.0	\$3,197,799

MISSION

The mission of the Office of Contract Compliance (OCC) is to ensure the full and equitable participation of minority and women owned businesses in the procurement process as both prime and sub-contractors for Cook County and Cook County Health (CCH).

MANDATES

The OCC operates in accordance with Cook County Ordinance Sections 34-237, 34-238; 34-260 - 300.2.

**OPERATIONAL HIGHLIGHTS:
2021 INITIATIVES AND OUTCOMES**

In FY2021, OCC launched a virtual outreach model where certification workshops were offered virtually, lessening the financial burden of MWBE’s potentially seeking to certify with Cook County. A recorded session will be maintained on OCC’s website, offering MWBE’s on-demand access to how to apply for certification with Cook County and answering most frequently asked questions.

Additionally, OCC online Schedule A application was updated to include sample documents in an effort to assist in completing the Schedule A application process. The outcome for this initiative will be measured in FY2022.

OCC began to assist in collecting and providing necessary data to Colette Holt & Associates for the new Disparity Study. The completion of the Disparity Study is scheduled for FY2022.

OCC developed a “No Change Focus” strategy designed to help decrease the number of pending No Change applications. The outcome of this initiative will be measured at the end of FY2021.

**OPERATIONAL OPPORTUNITIES:
2022 INITIATIVES AND GOALS**

In FY2022, OCC will continue to focus on operational efficiencies allowing staff to complete Lean Greenbelt and Lean Blackbelt training through the Office of Research, Operations and Innovation.

OCC will expand our virtual outreach model to include contract and compliance workshops. The goal is to assist vendors in how to complete a successful bid proposal, while lessening the financial burden of MWBE’s seeking to do business with Cook County.

Performance Metric Name	2019 Actual	2020 Actual	2021 Target	2021 Projection	2022 Target
Percent of certified businesses retained since end of preceding year	N/A	71.64%	95%	61%	65%
Percent of started applications which are completed	N/A	82.48%	85%	87%	90%
Percent of applications completed within 90 days of submission	N/A	30.1%	85%	85%	90%
Percent of committed dollars committed to M/WBE firms	N/A	4.5%	30%	30%	35%
Percent of zero goal contracts which are due to a lack of M/WBEs	N/A	5%	80%	60%	80%

BUDGET HIGHLIGHTS

- OCC will continue to reduce its office supply spend by leveraging technology to deliver vendor support more efficiently and in a more accessible manner for minority and women-owned businesses.

Fund Category	Appropriations (\$ thousands)			
	2019 Adopted	2020 Adopted	2021 Adopted	2022 Recommended
Corporate Fund	1,070	1,124	1,130	1,252
Special Purpose Funds	0	0	0	300
Total Funds	1,070	1,124	1,130	1,552
Expenditures by Type				
Personnel	1,107	1,208	1,165	1,755
Non Personnel	(37)	(83)	(35)	(203)
Total Funds	1,070	1,124	1,130	1,552
FTE Positions	12.1	13.0	12.0	16.0

Program Description	2021		2022		
	FTE Pos.	Adopted	FTE Pos.	Appropriation	
10155-Administration	Supervises departmental operations and manages administrative functions.	3.0	234,806	4.0	164,791
11470-Certification Unit	Reviews and processes applications for MBE/WBE/VBE/SDVBE status with Cook County Government.	4.0	430,607	5.0	513,641
12140-Contract Compliance	Reviews and monitors contracts awarded to ensure vendors adhere to the M/WBE Program in accordance to the County Code.	5.0	463,382	7.0	572,952
20192-COVID-19	Expenses associated with mitigating the effects and spread of COVID-19, not otherwise required as part of the County's normal operations.	0.0	1,392	0.0	696
60162-ARPA - Revenue Loss	Use of ARPA SLFRF funds for the provision of government services to the extent of reduction in revenue as determined by Dept. of Treasury calculation for revenue loss.	0.0	0	0.0	300,000
Total		12.0	1,130,187	16.0	1,552,080

DISTRIBUTION BY APPROPRIATION CLASSIFICATION

Account	2021 Approved & Adopted	Department Request	President's Recommendation	Difference
Personal Services				
501005-Salaries and Wages of Employees With Benefits	943,132	1,221,010	1,221,010	277,878
501165-Planned Salary Adjustment	2,100	3,000	3,000	900
501510-Mandatory Medicare Cost	14,245	17,093	17,093	2,848
501585-Insurance Benefits	195,633	202,614	202,614	6,981
501765-Professional Develop/Fees	3,599	4,700	4,700	1,101
501835-Transportation and Travel Expenses	6,000	7,000	7,000	1,000
Personal Services Total	1,164,709	1,455,417	1,455,417	290,708
Contractual Service				
520149-Communication Services	2,295	1,404	1,404	(891)
520259-Postage	100	100	100	0
520485-Graphics and Reproduction Services	250	300	300	50
Contractual Service Total	2,645	1,804	1,804	(841)
Supplies & Materials				
530170-Institutional Supplies	1,392	696	696	(696)
530600-Office Supplies	700	699	699	(1)
Supplies & Materials Total	2,092	1,395	1,395	(697)
Operations & Maintenance				
540129-Maintenance and Subscription Services	69,540	71,250	71,250	1,710
Operations & Maintenance Total	69,540	71,250	71,250	1,710
Rental & Leasing				
550029-Countywide Office and Data Processing Equip Rental	5,013	5,014	5,014	1
Rental & Leasing Total	5,013	5,014	5,014	1
Contingencies & Special Purpose				
580235-Public Programs and Events	1,000	1,200	1,200	200
580419-Appropriation Transfer	(114,812)	(284,000)	(284,000)	(169,188)
Contingencies & Special Purpose Total	(113,812)	(282,800)	(282,800)	(168,988)
Operating Funds Total	1,130,187	1,252,080	1,252,080	121,892

PERSONAL SERVICES - SUMMARY OF POSITIONS BY PROGRAM AND JOB CODE

Job Code/Title	Grade	2021 Approved & Adopted		2022 Department Request		2022 President's Recommendation	
		FTE Pos.	Salaries	FTE Pos.	Salaries	FTE Pos.	Salaries
10155-Administration							
0263-Director	24	1.0	135,252	1.0	135,252	1.0	135,252
5204-Deputy Director	23	1.0	114,379	2.0	196,616	2.0	196,616
6798-Clerk IV	11	1.0	44,814	1.0	44,814	1.0	44,814
		3.0	\$294,445	4.0	\$376,681	4.0	\$376,681
11470-Certification Unit							
0291-Administrative Analyst I	17	1.0	51,140	1.0	52,172	1.0	52,172
6359-Certification Compliance Off	18	3.0	286,376	4.0	349,904	4.0	349,904
		4.0	\$337,516	5.0	\$402,076	5.0	\$402,076
12140-Contract Compliance							
0047-Admin Assistant II	14	1.0	40,659	1.0	39,368	1.0	39,368
6358-Contract Compliance Officer	19	4.0	309,808	6.0	440,647	6.0	440,647
		5.0	\$350,468	7.0	\$480,015	7.0	\$480,015
Total Salaries and Positions		12.0	\$982,429	16.0	\$1,258,773	16.0	\$1,258,773
Turnover Adjustment		-	(39,297)	-	(37,763)	-	(37,763)
Operating Fund Totals		12.0	\$943,132	16.0	\$1,221,010	16.0	\$1,221,010

PERSONAL SERVICES - SUMMARY OF POSITIONS BY GRADE

Salary Grade	2021 Approved & Adopted		2022 Department Request		2022 President's Recommendation	
	FTE Pos.	Salaries	FTE Pos.	Salaries	FTE Pos.	Salaries
11	1.0	44,814	1.0	44,814	1.0	44,814
14	1.0	40,659	1.0	39,368	1.0	39,368
17	1.0	51,140	1.0	52,172	1.0	52,172
18	3.0	286,376	4.0	349,904	4.0	349,904
19	4.0	309,808	6.0	440,647	6.0	440,647
23	1.0	114,379	2.0	196,616	2.0	196,616
24	1.0	135,252	1.0	135,252	1.0	135,252
Total Salaries and Positions	12.0	\$982,429	16.0	\$1,258,773	16.0	\$1,258,773
Turnover Adjustment	-	\$(39,297)	-	\$(37,763)	-	\$(37,763)
Operating Funds Total	12.0	\$943,132	16.0	\$1,221,010	16.0	\$1,221,010

MISSION

To provide an open and transparent procurement process that promotes maximum competition, delivers procurement opportunities to our community, implements efficient procurement practices, and leverages the County's overall resources to achieve best value and quality.

MANDATES

The OPCO is governed by the Cook County Procurement Code, codified at Chapter 34, Article IV Sec. 31-121 through 31-311. The OCPO is designated by law to procure goods, equipment, supplies and services for County Agencies and Elected Officials.

OPERATIONAL HIGHLIGHTS: 2021 INITIATIVES AND OUTCOMES

ELECTRONIC BIDDING

The OCPO is rapidly moving to a fully-electronic environment for all documents. We also launched an electronic "Interview" format for Economic Disclosure Statements (EDS) this year that will make it easier for our vendors to provide the required information with bids/proposals. The launch of our new contract management system, Bonfire - a cloud-based strategic sourcing tool enhances the electronic bid process and vendor engagement on projects. Bonfire also provides a centralized electronic portal for receipt of submissions. All Procurement forms have been enhanced and are more user friendly. These outcomes will continue to improve the efficiency of the OCPO's operation, the County procurement process and more importantly help vendors save time and money when responding to County solicitations.

IMPROVE COMMUNICATIONS AND OUTREACH

Links to County-sister procurement opportunities were added to the OCPO Contract Opportunity page. OCPO hosted a Specifications Development course for all County procurement staff. A Mid-Year Buying Plan that includes buying schedules for Forest Preserve and Cook County Health and Hospital Systems was issued and an Annual Report is planned for end of the year. The OCPO released a Procurement 100 video which is the first in a series of planned, self-paced online workshops.

OPERATIONAL OPPORTUNITIES: 2022 INITIATIVES AND GOALS

STAFFING

The OCPO needs to hire more staff so that it can improve the cycle times for amendments and contracts, continue to improve its operation, and focus more on long-term initiatives and projects rather than primarily on short-term, day-to-day operations.

PROJECTS

The OCPO plans to expand its series of self-paced online workshops and to provide end-to-end, step-by-step Procurement training. In collaboration with BOT, OCPO will continue to enhance the OCPO County home page, automate procurement document workflow, and customize features of the Bonfire strategic sourcing and contract management system. A Procurement Onboarding manual and an IT Procurement manual are planned for FY22. Procurement-focused professional development opportunities will continue to be offered to County staff who have purchasing responsibilities.

Performance Metric Name	2019 Actual	2020 Actual	2021 Target	2021 Projection	2022 Target
Average number of vendor submissions per project	N/A	3	4.5	5.0	5.5
Sole source contracts as a percentage of total contracts	N/A	15%	10%	10%	10%
Percent of contracts meeting cycle time	N/A	19%	70%	15%	50%
Percent of amendments meeting cycle time	N/A	36%	70%	40%	50%
Percent of bids submitted electronically	N/A	66%	100%	100%	100%

BUDGET HIGHLIGHTS

- OCPO's Personnel Budget accounts for 88% of the total budget.
- Of the 12% attributed to non-personnel, 73% is allocated for licenses and maintenance support for technology system.

Fund Category	Appropriations (\$ thousands)			
	2019 Adopted	2020 Adopted	2021 Adopted	2022 Recommended
Corporate Fund	3,377	3,438	3,877	4,518
Special Purpose Funds	0	0	0	2,170
Total Funds	3,377	3,438	3,877	6,689
Expenditures by Type				
Personnel	3,092	2,874	3,529	6,061
Non Personnel	285	564	348	628
Total Funds	3,377	3,438	3,877	6,689
FTE Positions	31.0	31.0	37.0	58.0

Program Description	2021		2022	
	FTE Pos.	Adopted	FTE Pos.	Appropriation
10155-Administration Supervises departmental operations and manages administrative functions.	5.0	762,471	5.0	819,130
18080-Procurement Operations Provide operational support to the Department, as well as User Departments/Agencies by maintaining contract related documents, implementing and documenting processes, and other related activities.	8.0	689,046	8.0	723,414
19670-Strategic Sourcing Provides professional expertise in procuring goods and services through various sourcing methods outlined in the Cook County Procurement Code and best practices in public procurement.	24.0	2,425,507	25.0	2,975,799
60162-ARPA - Revenue Loss Use of ARPA SLFRF funds for the provision of government services to the extent of reduction in revenue as determined by Dept. of Treasury calculation for revenue loss.	0.0	0	20.0	2,170,397
Total	37.0	3,877,024	58.0	6,688,739

DISTRIBUTION BY APPROPRIATION CLASSIFICATION

Account	2021 Approved & Adopted	Department Request	President's Recommendation	Difference
Personal Services				
501005-Salaries and Wages of Employees With Benefits	2,941,777	3,142,643	3,142,643	200,866
501165-Planned Salary Adjustment	76,742	166,028	166,028	89,286
501510-Mandatory Medicare Cost	46,349	44,963	44,963	(1,386)
501585-Insurance Benefits	442,065	452,819	452,819	10,754
501765-Professional Develop/Fees	16,499	69,280	69,280	52,781
501835-Transportation and Travel Expenses	6,000	15,001	15,001	9,001
Personal Services Total	3,529,432	3,890,734	3,890,734	361,301
Contractual Service				
520149-Communication Services	2,816	3,414	3,414	598
520259-Postage	500	500	500	0
520485-Graphics and Reproduction Services	3,000	10,001	10,001	7,001
520609-Advertising and Promotions	7,000	8,500	8,500	1,500
520670-Purchased Services Not Otherwise Classified	8,000	8,000	8,000	0
520825-Professional Services	-	234,805	234,805	234,805
Contractual Service Total	21,316	265,220	265,220	243,904
Supplies & Materials				
530170-Institutional Supplies	5,207	5,001	5,001	(206)
530600-Office Supplies	8,000	37,001	37,001	29,001
530635-Books, Periodicals and Publish	2,559	1,669	1,669	(890)
531645-Computer and Data Processing Supplies	10,000	10,001	10,001	1
Supplies & Materials Total	25,766	53,672	53,672	27,906
Operations & Maintenance				
540129-Maintenance and Subscription Services	291,683	299,891	299,891	8,208
Operations & Maintenance Total	291,683	299,891	299,891	8,208
Rental & Leasing				
550029-Countywide Office and Data Processing Equip Rental	8,826	8,826	8,826	0
Rental & Leasing Total	8,826	8,826	8,826	0
Operating Funds Total	3,877,024	4,518,343	4,518,343	641,319

PERSONAL SERVICES - SUMMARY OF POSITIONS BY PROGRAM AND JOB CODE

Job Code/Title	Grade	2021 Approved & Adopted		2022 Department Request		2022 President's Recommendation	
		FTE Pos.	Salaries	FTE Pos.	Salaries	FTE Pos.	Salaries
10155-Administration							
0854-Public Information Officer	20	-	1	1.0	62,912	1.0	62,912
1210-Chief Procurement Officer	24	1.0	166,464	1.0	166,464	1.0	166,464
5531-Special Asst for Legal Affairs	24	2.0	239,646	2.0	239,646	2.0	239,646
5819-Executive Assistant II	22	1.0	77,331	1.0	78,887	1.0	78,887
9999-TEMPORARY EMPLOYEES		1.0	120,000	-	-	-	-
		5.0	\$603,442	5.0	\$547,909	5.0	\$547,909
18080-Procurement Operations							
0046-Admin Assistant I	12	3.0	131,906	3.0	125,667	3.0	125,667
0048-Administrative Assistant III	16	1.0	54,207	1.0	57,701	1.0	57,701
0051-Administrative Assistant V	20	1.0	100,196	1.0	100,196	1.0	100,196
0253-Business Manager III	22	1.0	81,439	1.0	83,081	1.0	83,081
0300-Contract Administrator	21	1.0	111,644	1.0	111,644	1.0	111,644
6498-Operations Analyst	19	1.0	68,110	1.0	69,488	1.0	69,488
		8.0	\$547,502	8.0	\$547,777	8.0	\$547,777
19670-Strategic Sourcing							
1201-Assistant Procurement Officer	22	-	1	1.0	76,043	1.0	76,043
1202-Deputy Chief Proc Officer	24	3.0	350,844	3.0	350,842	3.0	350,842
5610-Senior Contract Negotiator	21	10.0	864,806	10.0	844,428	10.0	844,428
5611-Contract Negotiator	20	9.0	667,334	9.0	704,271	9.0	704,271
5922-Procurement Analyst	19	1.0	69,748	1.0	71,154	1.0	71,154
6806-Procurement Manager	22	1.0	92,828	1.0	97,415	1.0	97,415
		24.0	\$2,045,561	25.0	\$2,144,152	25.0	\$2,144,152
Total Salaries and Positions		37.0	\$3,196,505	38.0	\$3,239,838	38.0	\$3,239,838
Turnover Adjustment		-	(254,728)	-	(97,195)	-	(97,195)
Operating Fund Totals		37.0	\$2,941,777	38.0	\$3,142,643	38.0	\$3,142,643

PERSONAL SERVICES - SUMMARY OF POSITIONS BY GRADE

Salary Grade	2021 Approved & Adopted		2022 Department Request		2022 President's Recommendation	
	FTE Pos.	Salaries	FTE Pos.	Salaries	FTE Pos.	Salaries
12	3.0	131,906	3.0	125,667	3.0	125,667
16	1.0	54,207	1.0	57,701	1.0	57,701
19	2.0	137,858	2.0	140,642	2.0	140,642
20	10.0	767,530	11.0	867,379	11.0	867,379
21	11.0	976,450	11.0	956,072	11.0	956,072
22	3.0	251,600	4.0	335,425	4.0	335,425
24	6.0	756,954	6.0	756,952	6.0	756,952
	1.0	120,000	-	-	-	-
Total Salaries and Positions	37.0	\$3,196,505	38.0	\$3,239,838	38.0	\$3,239,838
Turnover Adjustment	-	\$(254,728)	-	\$(97,195)	-	\$(97,195)
Operating Funds Total	37.0	\$2,941,777	38.0	\$3,142,643	38.0	\$3,142,643

DISTRIBUTION BY APPROPRIATION CLASSIFICATION

Account	2021 Approved & Adopted	Department Request	President's Recommendation	Difference
Contingencies & Special Purpose				
580379-Appropriation Adjustments	49,954,000	-	-	(49,954,000)
Contingencies & Special Purpose Total	49,954,000	-	-	(49,954,000)
Operating Funds Total	49,954,000	0	0	(49,954,000)

DISTRIBUTION BY APPROPRIATION CLASSIFICATION

Account	2021 Approved & Adopted	Department Request	President's Recommendation	Difference
Personal Services				
501540-Worker's Compensation	43,385,129	50,457,462	50,457,462	7,072,333
501585-Insurance Benefits	345,263,150	328,117,762	328,117,762	(17,145,388)
Personal Services Total	388,648,279	378,575,224	378,575,224	(10,073,055)
Contingencies & Special Purpose				
580135-Self-Insurance Settlements	67,168,952	49,547,448	49,547,448	(17,621,504)
580379-Appropriation Adjustments	(455,817,231)	(428,122,672)	(428,122,672)	27,694,559
Contingencies & Special Purpose Total	(388,648,279)	(378,575,224)	(378,575,224)	10,073,055
Operating Funds Total	0	0	0	0

DISTRIBUTION BY APPROPRIATION CLASSIFICATION

Account	2021 Approved & Adopted	Department Request	President's Recommendation	Difference
Personal Services				
501225-Planned Benefit Adjustment	513,879,823	517,168,959	517,168,959	3,289,136
Personal Services Total	513,879,823	517,168,959	517,168,959	3,289,136
Contingencies & Special Purpose				
580279-Contingency (As Mandated)	30,000,000	30,000,000	30,000,000	0
580419-Appropriation Transfer	(342,000,000)	(345,000,000)	(345,000,000)	(3,000,000)
Contingencies & Special Purpose Total	(312,000,000)	(315,000,000)	(315,000,000)	(3,000,000)
Operating Funds Total	201,879,823	202,168,959	202,168,959	289,136

DISTRIBUTION BY APPROPRIATION CLASSIFICATION

Account	2021 Approved & Adopted	Department Request	President's Recommendation	Difference
Contingencies & Special Purpose				
580195-Expenses - External Borrow	261,964,428	256,011,381	256,011,381	(5,953,047)
Contingencies & Special Purpose Total	261,964,428	256,011,381	256,011,381	(5,953,047)
Operating Funds Total	261,964,428	256,011,381	256,011,381	(5,953,047)

DISTRIBUTION BY APPROPRIATION CLASSIFICATION

Account	2021 Approved & Adopted	Department Request	President's Recommendation	Difference
Personal Services				
501005-Salaries and Wages of Employees With Benefits	-	62,912	62,912	62,912
501225-Planned Benefit Adjustment	-	8,235	8,235	8,235
501510-Mandatory Medicare Cost	-	912	912	912
501540-Worker's Compensation	-	944	944	944
501585-Insurance Benefits	-	19,288	19,288	19,288
Personal Services Total	-	92,291	92,291	92,291
Operating Funds Total	0	92,291	92,291	92,291

PERSONAL SERVICES - SUMMARY OF POSITIONS BY PROGRAM AND JOB CODE

Job Code/Title	Grade	2021 Approved & Adopted		2022 Department Request		2022 President's Recommendation	
		FTE Pos.	Salaries	FTE Pos.	Salaries	FTE Pos.	Salaries
60162-ARPA - Revenue Loss							
2609-Workers Comp Claims Adjuster	20	-	-	1.0	62,912	1.0	62,912
		-	-	1.0	\$62,912	1.0	\$62,912
Total Salaries and Positions		0.0	\$0	1.0	\$62,912	1.0	\$62,912
Operating Fund Totals		0.0	\$0	1.0	\$62,912	1.0	\$62,912

PERSONAL SERVICES - SUMMARY OF POSITIONS BY GRADE

Salary Grade	2021 Approved & Adopted		2022 Department Request		2022 President's Recommendation	
	FTE Pos.	Salaries	FTE Pos.	Salaries	FTE Pos.	Salaries
20	-	-	1.0	62,912	1.0	62,912
Total Salaries and Positions	-	-	1.0	\$62,912	1.0	\$62,912
Operating Funds Total	-	-	1.0	\$62,912	1.0	\$62,912

DISTRIBUTION BY APPROPRIATION CLASSIFICATION

Account	2021 Approved & Adopted	Department Request	President's Recommendation	Difference
Personal Services				
501005-Salaries and Wages of Employees With Benefits	-	979,299	979,299	979,299
501225-Planned Benefit Adjustment	-	128,190	128,190	128,190
501510-Mandatory Medicare Cost	-	9,179	9,179	9,179
501540-Worker's Compensation	-	14,689	14,689	14,689
501585-Insurance Benefits	-	226,651	226,651	226,651
Personal Services Total	-	1,358,009	1,358,009	1,358,009
Contractual Service				
521300-Special or Coop Programs	-	306,445,162	306,445,162	306,445,162
Contractual Service Total	-	306,445,162	306,445,162	306,445,162
Operations & Maintenance				
540129-Maintenance and Subscription Services	-	1,500,000	1,500,000	1,500,000
Operations & Maintenance Total	-	1,500,000	1,500,000	1,500,000
Contingencies & Special Purpose				
580379-Appropriation Adjustments	-	54,161,545	54,161,545	54,161,545
Contingencies & Special Purpose Total	-	54,161,545	54,161,545	54,161,545
Operating Funds Total	0	363,464,715	363,464,715	363,464,715

PERSONAL SERVICES - SUMMARY OF POSITIONS BY PROGRAM AND JOB CODE

Job Code/Title	Grade	2021 Approved & Adopted		2022 Department Request		2022 President's Recommendation	
		FTE Pos.	Salaries	FTE Pos.	Salaries	FTE Pos.	Salaries
60162-ARPA - Revenue Loss							
0203-Budget Analyst III	19	-	-	3.0	171,669	3.0	171,669
6861-Business Process Analyst	22	-	-	1.0	76,043	1.0	76,043
8948-Managing Deputy Budget Director	24	-	-	1.0	135,000	1.0	135,000
8949-Deputy Budget Director	23	-	-	1.0	105,683	1.0	105,683
9999-TEMPORARY EMPLOYEES		-	-	6.0	490,905	6.0	490,905
		-	-	12.0	\$979,299	12.0	\$979,299
Total Salaries and Positions		0.0	\$0	12.0	\$979,299	12.0	\$979,299
Operating Fund Totals		0.0	\$0	12.0	\$979,299	12.0	\$979,299

PERSONAL SERVICES - SUMMARY OF POSITIONS BY GRADE

Salary Grade	2021 Approved & Adopted		2022 Department Request		2022 President's Recommendation	
	FTE Pos.	Salaries	FTE Pos.	Salaries	FTE Pos.	Salaries
19	-	-	3.0	171,669	3.0	171,669
22	-	-	1.0	76,043	1.0	76,043
23	-	-	1.0	105,683	1.0	105,683
24	-	-	1.0	135,000	1.0	135,000
	-	-	6.0	490,905	6.0	490,905
Total Salaries and Positions	-	-	12.0	\$979,299	12.0	\$979,299
Operating Funds Total	-	-	12.0	\$979,299	12.0	\$979,299

DISTRIBUTION BY APPROPRIATION CLASSIFICATION

Account	2021 Approved & Adopted	Department Request	President's Recommendation	Difference
Personal Services				
501005-Salaries and Wages of Employees With Benefits	-	1,246,690	1,246,690	1,246,690
501225-Planned Benefit Adjustment	-	163,192	163,192	163,192
501510-Mandatory Medicare Cost	-	18,077	18,077	18,077
501540-Worker's Compensation	-	18,700	18,700	18,700
501585-Insurance Benefits	-	282,831	282,831	282,831
Personal Services Total	-	1,729,490	1,729,490	1,729,490
Operating Funds Total	0	1,729,490	1,729,490	1,729,490

PERSONAL SERVICES - SUMMARY OF POSITIONS BY PROGRAM AND JOB CODE

Job Code/Title	Grade	2021 Approved & Adopted		2022 Department Request		2022 President's Recommendation	
		FTE Pos.	Salaries	FTE Pos.	Salaries	FTE Pos.	Salaries
60162-ARPA - Revenue Loss							
0112-Dir of Financial Control III	23	-	-	4.0	360,381	4.0	360,381
0223-Grant Analyst	21	-	-	2.0	149,827	2.0	149,827
5235-Grants Management Director	24	-	-	1.0	120,000	1.0	120,000
5520-Accts Payable Specialist III	19	-	-	2.0	150,109	2.0	150,109
6004-Accounting Analyst	20	-	-	2.0	141,819	2.0	141,819
6005-Senior Accounting Analyst	21	-	-	4.0	324,555	4.0	324,555
		-	-	15.0	\$1,246,690	15.0	\$1,246,690
Total Salaries and Positions		0.0	\$0	15.0	\$1,246,690	15.0	\$1,246,690
Operating Fund Totals		0.0	\$0	15.0	\$1,246,690	15.0	\$1,246,690

PERSONAL SERVICES - SUMMARY OF POSITIONS BY GRADE

Salary Grade	2021 Approved & Adopted		2022 Department Request		2022 President's Recommendation	
	FTE Pos.	Salaries	FTE Pos.	Salaries	FTE Pos.	Salaries
19	-	-	2.0	150,109	2.0	150,109
20	-	-	2.0	141,819	2.0	141,819
21	-	-	6.0	474,381	6.0	474,381
23	-	-	4.0	360,381	4.0	360,381
24	-	-	1.0	120,000	1.0	120,000
Total Salaries and Positions	-	-	15.0	\$1,246,690	15.0	\$1,246,690
Operating Funds Total	-	-	15.0	\$1,246,690	15.0	\$1,246,690

DISTRIBUTION BY APPROPRIATION CLASSIFICATION

Account	2021 Approved & Adopted	Department Request	President's Recommendation	Difference
Personal Services				
501005-Salaries and Wages of Employees With Benefits	-	793,249	793,249	793,249
501225-Planned Benefit Adjustment	-	103,836	103,836	103,836
501510-Mandatory Medicare Cost	-	11,502	11,502	11,502
501540-Worker's Compensation	-	11,899	11,899	11,899
501585-Insurance Benefits	-	148,096	148,096	148,096
Personal Services Total	-	1,068,583	1,068,583	1,068,583
Contractual Service				
520825-Professional Services	-	3,185,180	3,185,180	3,185,180
Contractual Service Total	-	3,185,180	3,185,180	3,185,180
Operating Funds Total	0	4,253,763	4,253,763	4,253,763

PERSONAL SERVICES - SUMMARY OF POSITIONS BY PROGRAM AND JOB CODE

Job Code/Title	Grade	2021 Approved & Adopted		2022 Department Request		2022 President's Recommendation	
		FTE Pos.	Salaries	FTE Pos.	Salaries	FTE Pos.	Salaries
60162-ARPA - Revenue Loss							
0019-Deputy Chief Financial Officer	24	-	-	1.0	150,858	1.0	150,858
0253-Business Manager III	22	-	-	1.0	79,136	1.0	79,136
1054-Project Director IV	23	-	-	1.0	114,464	1.0	114,464
5244-Financial Analyst	21	-	-	1.0	69,164	1.0	69,164
5426-Financial Research Analyst IV	22	-	-	1.0	79,136	1.0	79,136
5574-Project Manager	22	-	-	1.0	76,043	1.0	76,043
8761-Deputy Director of Communications - Econ & Dev	24	-	-	1.0	109,984	1.0	109,984
9999-TEMPORARY EMPLOYEES		-	-	1.0	114,464	1.0	114,464
		-	-	8.0	\$793,249	8.0	\$793,249
Total Salaries and Positions		0.0	\$0	8.0	\$793,249	8.0	\$793,249
Operating Fund Totals		0.0	\$0	8.0	\$793,249	8.0	\$793,249

PERSONAL SERVICES - SUMMARY OF POSITIONS BY GRADE

Salary Grade	2021 Approved & Adopted		2022 Department Request		2022 President's Recommendation	
	FTE Pos.	Salaries	FTE Pos.	Salaries	FTE Pos.	Salaries
21	-	-	1.0	69,164	1.0	69,164
22	-	-	3.0	234,314	3.0	234,314
23	-	-	1.0	114,464	1.0	114,464
24	-	-	2.0	260,842	2.0	260,842
	-	-	1.0	114,464	1.0	114,464
Total Salaries and Positions	-	-	8.0	\$793,249	8.0	\$793,249
Operating Funds Total	-	-	8.0	\$793,249	8.0	\$793,249

DISTRIBUTION BY APPROPRIATION CLASSIFICATION

Account	2021 Approved & Adopted	Department Request	President's Recommendation	Difference
Personal Services				
501165-Planned Salary Adjustment	-	300,000	300,000	300,000
Personal Services Total	-	300,000	300,000	300,000
Operating Funds Total				
	0	300,000	300,000	300,000

DISTRIBUTION BY APPROPRIATION CLASSIFICATION

Account	2021 Approved & Adopted	Department Request	President's Recommendation	Difference
Personal Services				
501005-Salaries and Wages of Employees With Benefits	-	1,543,211	1,543,211	1,543,211
501225-Planned Benefit Adjustment	-	202,006	202,006	202,006
501510-Mandatory Medicare Cost	-	22,377	22,377	22,377
501540-Worker's Compensation	-	23,148	23,148	23,148
501585-Insurance Benefits	-	379,655	379,655	379,655
Personal Services Total	-	2,170,397	2,170,397	2,170,397
Operating Funds Total	0	2,170,397	2,170,397	2,170,397

PERSONAL SERVICES - SUMMARY OF POSITIONS BY PROGRAM AND JOB CODE

Job Code/Title	Grade	2021 Approved & Adopted		2022 Department Request		2022 President's Recommendation	
		FTE Pos.	Salaries	FTE Pos.	Salaries	FTE Pos.	Salaries
60162-ARPA - Revenue Loss							
5610-Senior Contract Negotiator	21	-	-	11.0	857,565	11.0	857,565
5611-Contract Negotiator	20	-	-	7.0	472,815	7.0	472,815
6806-Procurement Manager	22	-	-	1.0	92,830	1.0	92,830
9999-TEMPORARY EMPLOYEES		-	-	1.0	120,000	1.0	120,000
		-	-	20.0	\$1,543,211	20.0	\$1,543,211
Total Salaries and Positions		0.0	\$0	20.0	\$1,543,211	20.0	\$1,543,211
Operating Fund Totals		0.0	\$0	20.0	\$1,543,211	20.0	\$1,543,211

PERSONAL SERVICES - SUMMARY OF POSITIONS BY GRADE

Salary Grade	2021 Approved & Adopted		2022 Department Request		2022 President's Recommendation	
	FTE Pos.	Salaries	FTE Pos.	Salaries	FTE Pos.	Salaries
20	-	-	7.0	472,815	7.0	472,815
21	-	-	11.0	857,565	11.0	857,565
22	-	-	1.0	92,830	1.0	92,830
	-	-	1.0	120,000	1.0	120,000
Total Salaries and Positions	-	-	20.0	\$1,543,211	20.0	\$1,543,211
Operating Funds Total	-	-	20.0	\$1,543,211	20.0	\$1,543,211



SUMMARY OF APPROPRIATIONS

Department and Title	2021 Approved & Adopted	Department Request	President's Recommendation	Difference
Corporate Fund				
1019-Employee Appeals Board	67,167	71,195	71,195	4,028
1032-Department of Human Resources	6,198,796	4,552,648	4,552,648	(1,646,148)
1033-Department of Labor Relations	-	2,015,312	2,015,312	2,015,312
Corporate Fund Total	\$6,265,964	\$6,639,156	\$6,639,156	\$373,192
General Funds Total	\$6,265,964	\$6,639,156	\$6,639,156	\$373,192
Special Purpose Funds				
11286-American Rescue Plan Act (ARPA) Fund	-	7,390,851	7,390,851	7,390,851
Special Purpose Funds Total	-	\$7,390,851	\$7,390,851	\$7,390,851
Total Appropriations	\$6,265,964	\$14,030,007	\$14,030,007	\$7,764,043

SUMMARY OF POSITIONS

Department and Title	2021 Approved Positions	2022 Department Request	2022 President's Recommendation	Difference
Corporate Fund				
1032-Department of Human Resources	57.0	37.0	37.0	(20.0)
1033-Department of Labor Relations	-	20.0	20.0	20.0
Corporate Fund Total	57.0	57.0	57.0	-
General Funds Total	57.0	57.0	57.0	-
Special Purpose Funds				
11286-American Rescue Plan Act (ARPA) Fund	-	20.0	20.0	20.0
Special Purpose Funds Total	-	20.0	20.0	20.0
Special Revenue Fund Total	-	20.0	20.0	20.0
Total Positions	57.0	77.0	77.0	20.0

DISTRIBUTION BY APPROPRIATION CLASSIFICATION

Account	2021 Approved & Adopted	Department Request	President's Recommendation	Difference
Personal Services				
501005-Salaries and Wages of Employees With Benefits	5,097,814	5,187,877	5,187,877	90,063
501165-Planned Salary Adjustment	-	2,300	2,300	2,300
501295-Salaries and Wages of Per Diem Employees	59,998	59,998	59,998	0
501510-Mandatory Medicare Cost	77,074	79,323	79,323	2,248
501585-Insurance Benefits	765,059	864,603	864,603	99,544
501765-Professional Develop/Fees	28,600	34,101	34,101	5,501
501835-Transportation and Travel Expenses	1,000	3,000	3,000	2,000
Personal Services Total	6,029,545	6,231,202	6,231,202	201,657
Contractual Service				
520149-Communication Services	22,909	22,307	22,307	(602)
520259-Postage	1,100	1,200	1,200	100
520279-Shipping and Freight Services	300	300	300	0
520485-Graphics and Reproduction Services	1,200	2,000	2,000	800
520609-Advertising and Promotions	2,500	114,305	114,305	111,805
520825-Professional Services	28,188	167,375	167,375	139,187
521005-Professional Legal Expenses	6,000	10,000	10,000	4,000
521200-Laboratory Testing and Analysis	100,000	-	-	(100,000)
Contractual Service Total	162,197	317,487	317,487	155,290
Supplies & Materials				
530170-Institutional Supplies	18,592	19,500	19,500	908
530600-Office Supplies	6,300	9,328	9,328	3,028
530635-Books, Periodicals and Publish	12,485	17,694	17,694	5,209
530700-Multimedia Supplies	2,500	3,700	3,700	1,200
531645-Computer and Data Processing Supplies	1,500	2,500	2,500	1,000
Supplies & Materials Total	41,377	52,722	52,722	11,345
Operations & Maintenance				
540129-Maintenance and Subscription Services	23,533	18,918	18,918	(4,615)
Operations & Maintenance Total	23,533	18,918	18,918	(4,615)
Rental & Leasing				
550005-Office and Data Processing Equip Rental	1,500	1,500	1,500	0
550029-Countywide Office and Data Processing Equip Rental	16,505	17,327	17,327	822
Rental & Leasing Total	18,005	18,827	18,827	822
Contingencies & Special Purpose				
580419-Appropriation Transfer	(8,694)	-	-	8,694
Contingencies & Special Purpose Total	(8,694)	-	-	8,694
Operating Funds Total	6,265,964	6,639,156	6,639,156	373,192

DISTRIBUTION BY APPROPRIATION CLASSIFICATION

Account	2021 Approved & Adopted	Department Request	President's Recommendation	Difference
Personal Services				
501005-Salaries and Wages of Employees With Benefits	-	1,713,640	1,713,640	1,713,640
501225-Planned Benefit Adjustment	-	224,316	224,316	224,316
501510-Mandatory Medicare Cost	-	24,848	24,848	24,848
501540-Worker's Compensation	-	25,705	25,705	25,705
501585-Insurance Benefits	-	376,008	376,008	376,008
Personal Services Total	-	2,364,517	2,364,517	2,364,517
Contractual Service				
520825-Professional Services	-	2,883,334	2,883,334	2,883,334
Contractual Service Total	-	2,883,334	2,883,334	2,883,334
Operations & Maintenance				
540129-Maintenance and Subscription Services	-	2,143,000	2,143,000	2,143,000
Operations & Maintenance Total	-	2,143,000	2,143,000	2,143,000
Operating Funds Total	0	7,390,851	7,390,851	7,390,851

MISSION

Through strategic partnerships, the Bureau of Human Resources provides effective human resource management and functional support to the County in its service to County residents by developing and implementing policies, programs, personnel services, and managing labor-relations.

MANDATES

Sections 44-45 of the Cook County Code of Ordinances establish the responsibilities and functions of the Bureau of Human Resources. The Cook County Employment Plan governs the County’s hiring process managed by the Bureau.

**OPERATIONAL HIGHLIGHTS:
2021 INITIATIVES AND OUTCOMES**

One of BHR’s key initiatives for 2021 was to improve the County’s ability to attract well qualified candidates and to address hiring discrepancies in underrepresented populations. BHR completed this initiative by streamlining the County’s hiring process and negotiating updates to the Cook County Employment plan to expand hiring preferences across OUP Departments, allow preferred qualifications to be considered in the applicant validation process, and advertise posted positions on social media sites. BHR also now has the ability to source candidates for certain positions. To that end, the Bureau implemented a pilot program with LinkedIn Social Sourcing to expand recruitment sourcing and outreach through social media.

Another key initiative for 2021 was to bargain and seek approval of all successor collective bargaining agreements. To date, BHR has reached tentative agreements with unions representing the majority of County’s unionized workforce. Negotiations will continue until agreements are reached with all unions.

**OPERATIONAL OPPORTUNITIES:
2022 INITIATIVES AND GOALS**

BHR will continue its focus on the Workforce Strategy Division by implementing and testing the new streamlined hiring process, identifying areas to make data-driven decisions on further process improvements, and optimizing the County’s applicant tracking system, TALEO.

BHR also plans to continue its initiative to ensure that hiring practices align with the Affirmative Action Plan managed by the County’s EEO Officer. The Bureau will identify and address hiring discrepancies in underrepresented populations based on reports issued by the EEO Office.

Performance Metric Name	2019 Actual	2020 Actual	2021 Target	2021 Projection	2022 Target
Percent of EEO Complaints Closed	N/A	71.43%	71%	60%	75%
Percent of OUP Employees who have Completed all Mandated Compliance Trainings	N/A	99.87%	100%	100%	100%
Average Employee Tenure	N/A	11.31	11	11.6	11.6
Average Time to Fill Positions (Days)	N/A	87.31	90.00	90	90
Number of New Hires in OUP	N/A	124	120	200	275

BUDGET HIGHLIGHTS

- Reorganization of Workforce Strategy Division to improve the level and quality of support provided to OUP Departments.
- Focus on use of HR analytics to promote data-driven decisions.

Fund Category	Appropriations (\$ thousands)			
	2019 Adopted	2020 Adopted	2021 Adopted	2022 Recommended
Corporate Fund	6,374	6,260	6,199	4,553
Special Purpose Funds	0	0	0	7,135
Total Funds	6,374	6,260	6,199	11,687
Expenditures by Type				
Personnel	5,776	6,029	5,969	6,285
Non Personnel	598	230	230	5,402
Total Funds	6,374	6,260	6,199	11,687
FTE Positions	59.3	60.0	57.0	55.0

Program Description	2021		2022		
	FTE Pos.	Adopted	FTE Pos.	Appropriation	
10155-Administration	Supervises departmental operations and manages administrative functions.	11.0	1,416,374	9.0	1,400,935
11690-Classifications and Compensation	Creates strategies to attract and hire qualified candidates. Implements Cost of Living Adjustments for union employees and creates new job descriptions as required.	7.0	660,813	10.0	1,118,650
14900-HRIS	Oversees the administration and support of the automated applicant tracking system used for processing new hire data.	6.0	585,321	6.0	575,352
15420-Labor Relations	Conducts impartial third -step hearing, represents County in labor arbitrations, represents County in external EEO charges, and administers, interprets and negotiates collective bargaining agreements.	21.0	2,226,953	0.0	257,697
20192-COVID-19	Expenses associated with mitigating the effects and spread of COVID-19, not otherwise required as part of the County's normal operations.	0.0	20,613	0.0	0
20320-Training & Development	Provides new employee orientations and training workshops and seminars.	3.0	303,569	3.0	298,214
33815-Compliance and EEO	Ensures compliance with legal obligations to prevent workplace discrimination and harassment. Ensures compliance with County hiring plan and federal requirements.	4.0	436,829	4.0	447,930
33910-Personnel Services	Manages/provides strategies to attract/hire qualified candidates, Cost of Living Adjustments, job descriptions as required, employee assistance services, on-boarding processes and other activities.	5.0	548,325	5.0	453,871
60162-ARPA - Revenue Loss	Use of ARPA SLFRF funds for the provision of government services to the extent of reduction in revenue as determined by Dept. of Treasury calculation for revenue loss.	0.0	0	18.0	7,134,501
Total		57.0	6,198,796	55.0	11,687,149

DISTRIBUTION BY APPROPRIATION CLASSIFICATION

Account	2021 Approved & Adopted	Department Request	President's Recommendation	Difference
Personal Services				
501005-Salaries and Wages of Employees With Benefits	5,097,814	3,231,793	3,231,793	(1,866,021)
501510-Mandatory Medicare Cost	76,204	48,794	48,794	(27,410)
501585-Insurance Benefits	765,059	864,603	864,603	99,544
501765-Professional Develop/Fees	28,600	29,086	29,086	486
501835-Transportation and Travel Expenses	1,000	3,000	3,000	2,000
Personal Services Total	5,968,678	4,177,276	4,177,276	(1,791,401)
Contractual Service				
520149-Communication Services	22,909	11,499	11,499	(11,410)
520259-Postage	1,100	1,200	1,200	100
520279-Shipping and Freight Services	300	300	300	0
520485-Graphics and Reproduction Services	1,200	2,000	2,000	800
520609-Advertising and Promotions	2,500	114,305	114,305	111,805
520825-Professional Services	28,188	167,375	167,375	139,187
521200-Laboratory Testing and Analysis	100,000	-	-	(100,000)
Contractual Service Total	156,197	296,679	296,679	140,482
Supplies & Materials				
530170-Institutional Supplies	18,592	19,500	19,500	908
530600-Office Supplies	6,000	8,000	8,000	2,000
530635-Books, Periodicals and Publish	12,485	12,038	12,038	(447)
530700-Multimedia Supplies	2,500	2,500	2,500	0
531645-Computer and Data Processing Supplies	1,500	2,500	2,500	1,000
Supplies & Materials Total	41,077	44,538	44,538	3,461
Operations & Maintenance				
540129-Maintenance and Subscription Services	23,533	18,918	18,918	(4,615)
Operations & Maintenance Total	23,533	18,918	18,918	(4,615)
Rental & Leasing				
550005-Office and Data Processing Equip Rental	1,500	1,500	1,500	0
550029-Countywide Office and Data Processing Equip Rental	16,505	13,737	13,737	(2,768)
Rental & Leasing Total	18,005	15,237	15,237	(2,768)
Contingencies & Special Purpose				
580419-Appropriation Transfer	(8,694)	-	-	8,694
Contingencies & Special Purpose Total	(8,694)	-	-	8,694
Operating Funds Total	6,198,796	4,552,648	4,552,648	(1,646,148)

PERSONAL SERVICES - SUMMARY OF POSITIONS BY PROGRAM AND JOB CODE

Job Code/Title	Grade	2021 Approved & Adopted		2022 Department Request		2022 President's Recommendation	
		FTE Pos.	Salaries	FTE Pos.	Salaries	FTE Pos.	Salaries
10155-Administration							
0050-Administrative Assistant IV	18	1.0	75,364	1.0	76,880	1.0	76,880
0253-Business Manager III	22	1.0	83,543	1.0	85,227	1.0	85,227
0620-Legislative Coordinator I	20	1.0	83,946	-	-	-	-
0721-Bureau Chief	24	1.0	172,341	1.0	178,837	1.0	178,837
0724-Dep Bur Chf of Human Resources	24	1.0	147,567	1.0	153,163	1.0	153,163
5210-Special Assistant	24	1.0	79,000	1.0	78,400	1.0	78,400
5427-Dep Bur Chief-Dir of Lbr Rel	24	1.0	159,669	-	-	-	-
5531-Special Asst for Legal Affairs	24	1.0	115,000	1.0	112,455	1.0	112,455
5819-Executive Assistant II	22	1.0	77,389	1.0	78,946	1.0	78,946
6043-Director of Policy	24	1.0	115,000	1.0	110,000	1.0	110,000
6765-ASST DEP DIR-HUMAN RESOURCES	24	1.0	117,300	1.0	118,575	1.0	118,575
		11.0	\$1,226,119	9.0	\$992,483	9.0	\$992,483
11690-Classifications and Compensation							
0757-Mgr of Recruitment and Selection	23	-	-	1.0	114,464	1.0	114,464
1044-Director of Workforce Strategy	24	1.0	117,814	1.0	125,000	1.0	125,000
1177-Senior Workforce Strategy Analyst	22	2.0	157,014	2.0	160,176	2.0	160,176
1178-Workforce Strategy Analyst	20	3.0	211,392	4.0	279,834	4.0	279,834
6285-Compensation Analyst	20	1.0	70,782	1.0	72,209	1.0	72,209
9102-Manager, Workforce Planning & Special Projects	23	-	-	1.0	114,464	1.0	114,464
		7.0	\$557,002	10.0	\$866,147	10.0	\$866,147
14900-HRIS							
5332-Dir of HR Information Systems	24	1.0	117,300	1.0	123,204	1.0	123,204
6766-LEAD HRIS ANALYST	23	1.0	86,101	1.0	87,833	1.0	87,833
6767-HRIS TRANSACTION SPECIALIST	17	1.0	52,602	1.0	53,658	1.0	53,658
7010-ERP Business Analyst Proj Mgr	IT1	1.0	112,201	-	-	-	-
7438-HRIS Analyst I	21	1.0	65,263	1.0	66,579	1.0	66,579
7439-HRIS Analyst II	22	1.0	79,661	1.0	81,271	1.0	81,271
8854-Oracle EBS HCM Analyst	IT2	-	-	1.0	107,097	1.0	107,097
		6.0	\$513,128	6.0	\$519,642	6.0	\$519,642
15420-Labor Relations							
0790-Labor Liaison Officer	21	6.0	511,111	-	-	-	-
5379-Labor Relations Assistant	19	2.0	117,457	-	-	-	-
5819-Executive Assistant II	22	1.0	85,708	-	-	-	-
5841-Senior Labor Counsel	24	2.0	234,600	-	-	-	-
6006-Deputy Dir of Labor Relations	24	2.0	256,718	-	-	-	-
6007-Hearing Officer - BHR	20	3.0	282,824	-	-	-	-
6008-Paralegal	20	1.0	66,220	-	-	-	-
6010-Labor Counsel	23	2.0	192,858	-	-	-	-
6960-Senior Labor Liaison Officer	22	2.0	233,069	-	-	-	-
		21.0	\$1,980,565	-	-	-	-
20320-Training & Development							
0760-Manager Training/Development	24	1.0	100,000	1.0	95,000	1.0	95,000
6764-Prof Development Specialist	21	1.0	74,792	1.0	76,296	1.0	76,296
7026-LMS Training Coordinator	19	1.0	65,165	1.0	67,124	1.0	67,124
		3.0	\$239,957	3.0	\$238,420	3.0	\$238,420
33815-Compliance and EEO							
0722-EEOC/AAP Program Officer	21	1.0	106,744	1.0	111,089	1.0	111,089
4894-Compliance Officer	24	1.0	130,000	1.0	130,000	1.0	130,000
6760-EEO Investigator - OUTP	20	1.0	64,180	1.0	64,439	1.0	64,439
7948-Compliance Plan Analyst	22	1.0	77,576	1.0	78,000	1.0	78,000

PERSONAL SERVICES - SUMMARY OF POSITIONS BY PROGRAM AND JOB CODE

Job Code/Title	Grade	2021 Approved & Adopted		2022 Department Request		2022 President's Recommendation	
		FTE Pos.	Salaries	FTE Pos.	Salaries	FTE Pos.	Salaries
33910-Personnel Services		4.0	\$378,500	4.0	\$383,527	4.0	\$383,527
0048-Administrative Assistant III	16	1.0	46,843	1.0	47,786	1.0	47,786
1179-Leave Administration Manager	23	1.0	90,095	1.0	89,350	1.0	89,350
6769-PERSONNEL SERVICES MANAGER	22	1.0	90,580	1.0	92,407	1.0	92,407
6779-PERSONNEL SERVICES COORDINATOR	19	1.0	69,490	1.0	70,892	1.0	70,892
7877-Information & Records Coordinator	19	1.0	63,201	1.0	64,475	1.0	64,475
		5.0	\$360,208	5.0	\$364,910	5.0	\$364,910
Total Salaries and Positions		57.0	\$5,255,478	37.0	\$3,365,129	37.0	\$3,365,129
Turnover Adjustment		-	(157,664)	-	(133,336)	-	(133,336)
Operating Fund Totals		57.0	\$5,097,814	37.0	\$3,231,793	37.0	\$3,231,793

PERSONAL SERVICES - SUMMARY OF POSITIONS BY GRADE

Salary Grade	2021 Approved & Adopted		2022 Department Request		2022 President's Recommendation	
	FTE Pos.	Salaries	FTE Pos.	Salaries	FTE Pos.	Salaries
16	1.0	46,843	1.0	47,786	1.0	47,786
17	1.0	52,602	1.0	53,658	1.0	53,658
18	1.0	75,364	1.0	76,880	1.0	76,880
19	5.0	315,313	3.0	202,491	3.0	202,491
20	10.0	779,344	6.0	416,481	6.0	416,481
21	9.0	757,909	3.0	253,963	3.0	253,963
22	10.0	884,540	7.0	576,026	7.0	576,026
23	4.0	369,054	4.0	406,112	4.0	406,112
24	15.0	1,862,309	10.0	1,224,634	10.0	1,224,634
IT1	1.0	112,201	-	-	-	-
IT2	-	-	1.0	107,097	1.0	107,097
Total Salaries and Positions	57.0	\$5,255,478	37.0	\$3,365,129	37.0	\$3,365,129
Turnover Adjustment	-	\$(157,664)	-	\$(133,336)	-	\$(133,336)
Operating Funds Total	57.0	\$5,097,814	37.0	\$3,231,793	37.0	\$3,231,793

MISSION

The Employee Appeals Board is charged with hearing all appeals of any career service employee (not represented by a union) for disciplinary action relating to discharge, demotion or suspension (for a period of more than ten days) upon the request of the employee to assure fair and equitable treatment.

KEY ACTIVITIES AND SERVICES

The Employee Appeals Board consists of members appointed by the President of the County Board for a term of six-years or until their respective successors are appointed. The Employee Appeals Board conduct a hearing for all appeals by any career service employee (not represented by a union) pertaining to discharge, demotion or suspension for a period of more than ten days or as assigned by the Bureau Chief of Human Resources for suspension of ten days or less upon request of the employee.

Appropriations (\$ thousands)				
Fund Category	2019 Adopted	2020 Adopted	2021 Adopted	2022 Recommended
Corporate Fund	72	71	67	71
Total Funds	72	71	67	71
Expenditures by Type				
Personnel	60	61	61	61
Non Personnel	12	10	6	10
Total Funds	72	71	67	71
FTE Positions	0.0	0.0	0.0	0.0

DISTRIBUTION BY APPROPRIATION CLASSIFICATION

Account	2021 Approved & Adopted	Department Request	President's Recommendation	Difference
Personal Services				
501295-Salaries and Wages of Per Diem Employees	59,998	59,998	59,998	0
501510-Mandatory Medicare Cost	870	870	870	0
Personal Services Total	60,867	60,867	60,867	0
Contractual Service				
521005-Professional Legal Expenses	6,000	10,000	10,000	4,000
Contractual Service Total	6,000	10,000	10,000	4,000
Supplies & Materials				
530600-Office Supplies	300	328	328	28
Supplies & Materials Total	300	328	328	28
Operating Funds Total	67,167	71,195	71,195	4,028

MISSION

To ensure an effective working relationship between union personnel and Cook County management by facilitating collective, mid-term and impact bargaining, enforcing and interpreting contract language, and administering contractual processes.

MANDATES

The Illinois Labor Relations Board governs the functions administered by the Department of Labor Relations.

**OPERATIONAL HIGHLIGHTS:
2021 INITIATIVES AND OUTCOMES**

One of BHR’s key initiative for FY 2021 was to bargain and seek approval of all successor collective bargaining agreements. To date, BHR has reached tentative agreements with unions representing the majority of County’s unionized workforce. Negotiations will continue until agreements are reached with all unions.

**OPERATIONAL OPPORTUNITIES:
2022 INITIATIVES AND GOALS**

For FY 2022, the Department of Labor Relations’ goal is to continue to train County’s managers on the newly approved collective bargaining agreements to ensure effective union and management relations while continuing to administer contractual processes as they relate to the management of union personnel in Cook County government.

Labor Relations expects to process and close 176 grievances at the ‘third step’ of the grievance process. Labor anticipates that the new collective bargaining agreements approved in FY 2021 and FY2022 will lead to a stable number of grievances in line with past performance.

Labor Relations expects to close 30 grievances that have advanced to arbitration in FY22. Labor anticipates that the new language negotiated in the recent round of collective bargaining will help the County and Union resolve issues in the grievance process leading to an amicable resolution of employee grievances.

Performance Metric Name	2019 Actual	2020 Actual	2021 Target	2021 Projection	2022 Target
Total Number of New 3rd Step Cases Received	322	185	185	188	188
Total Number of 3rd Step Cases Closed	336	210	210	176	176
Total Number of HHS Grievances Filed	531	134	134	172	172
Total Number of New Arbitrations Received	50	41	41	59	40
Total Number of Arbitrations Closed	36	30	30	53	30

BUDGET HIGHLIGHTS

- The establishment of Labor Relations as a separate department within the Bureau of Human Resources.

Fund Category	Appropriations (\$ thousands)			
	2019 Adopted	2020 Adopted	2021 Adopted	2022 Recommended
Corporate Fund	0	0	0	2,015
Special Purpose Funds	0	0	0	256
Total Funds	0	0	0	2,272
Expenditures by Type				
Personnel	0	0	0	2,249
Non Personnel	0	0	0	22
Total Funds	0	0	0	2,272
FTE Positions	0.0	0.0	0.0	22.0

Program Description	2021		2022	
	FTE Pos.	Adopted	FTE Pos.	Appropriation
10155-Administration Supervises departmental operations and manages administrative functions.	-	-	20.0	2,015,312
60162-ARPA - Revenue Loss Use of ARPA SLFRF funds for the provision of government services to the extent of reduction in revenue as determined by Dept. of Treasury calculation for revenue loss.	-	-	2.0	256,350
Total	0.0	0	22.0	2,271,662

DISTRIBUTION BY APPROPRIATION CLASSIFICATION

Account	2021 Approved & Adopted	Department Request	President's Recommendation	Difference
Personal Services				
501005-Salaries and Wages of Employees With Benefits	-	1,956,084	1,956,084	1,956,084
501165-Planned Salary Adjustment	-	2,300	2,300	2,300
501510-Mandatory Medicare Cost	-	29,658	29,658	29,658
501765-Professional Develop/Fees	-	5,015	5,015	5,015
Personal Services Total	-	1,993,058	1,993,058	1,993,058
Contractual Service				
520149-Communication Services	-	10,808	10,808	10,808
Contractual Service Total	-	10,808	10,808	10,808
Supplies & Materials				
530600-Office Supplies	-	1,000	1,000	1,000
530635-Books, Periodicals and Publish	-	5,656	5,656	5,656
530700-Multimedia Supplies	-	1,200	1,200	1,200
Supplies & Materials Total	-	7,856	7,856	7,856
Rental & Leasing				
550029-Countywide Office and Data Processing Equip Rental	-	3,590	3,590	3,590
Rental & Leasing Total	-	3,590	3,590	3,590
Operating Funds Total	0	2,015,312	2,015,312	2,015,312

PERSONAL SERVICES - SUMMARY OF POSITIONS BY PROGRAM AND JOB CODE

Job Code/Title	Grade	2021 Approved & Adopted		2022 Department Request		2022 President's Recommendation	
		FTE Pos.	Salaries	FTE Pos.	Salaries	FTE Pos.	Salaries
10155-Administration							
0790-Labor Liaison Officer	21	-	-	6.0	526,131	6.0	526,131
5379-Labor Relations Assistant	19	-	-	1.0	61,446	1.0	61,446
5709-Labor Affairs Director	24	-	-	1.0	163,192	1.0	163,192
5819-Executive Assistant II	22	-	-	1.0	85,934	1.0	85,934
5841-Senior Labor Counsel	24	-	-	2.0	234,600	2.0	234,600
6006-Deputy Dir of Labor Relations	24	-	-	2.0	256,718	2.0	256,718
6007-Hearing Officer - BHR	20	-	-	2.0	216,320	2.0	216,320
6008-Paralegal	20	-	-	1.0	68,137	1.0	68,137
6010-Labor Counsel	23	-	-	2.0	199,093	2.0	199,093
6960-Senior Labor Liaison Officer	22	-	-	2.0	233,829	2.0	233,829
		-	-	20.0	\$2,045,401	20.0	\$2,045,401
Total Salaries and Positions		0.0	\$0	20.0	\$2,045,401	20.0	\$2,045,401
Turnover Adjustment		-	0	-	(89,316)	-	(89,316)
Operating Fund Totals		0.0	\$0	20.0	\$1,956,084	20.0	\$1,956,084

PERSONAL SERVICES - SUMMARY OF POSITIONS BY GRADE

Salary Grade	2021 Approved & Adopted		2022 Department Request		2022 President's Recommendation	
	FTE Pos.	Salaries	FTE Pos.	Salaries	FTE Pos.	Salaries
19	-	-	1.0	61,446	1.0	61,446
20	-	-	3.0	284,457	3.0	284,457
21	-	-	6.0	526,131	6.0	526,131
22	-	-	3.0	319,763	3.0	319,763
23	-	-	2.0	199,093	2.0	199,093
24	-	-	5.0	654,510	5.0	654,510
Total Salaries and Positions	-	-	20.0	\$2,045,401	20.0	\$2,045,401
Turnover Adjustment	-	-	-	\$(89,316)	-	\$(89,316)
Operating Funds Total	-	-	20.0	\$1,956,084	20.0	\$1,956,084

DISTRIBUTION BY APPROPRIATION CLASSIFICATION

Account	2021 Approved & Adopted	Department Request	President's Recommendation	Difference
Personal Services				
501005-Salaries and Wages of Employees With Benefits	-	1,560,760	1,560,760	1,560,760
501225-Planned Benefit Adjustment	-	182,942	182,942	182,942
501510-Mandatory Medicare Cost	-	22,631	22,631	22,631
501540-Worker's Compensation	-	20,964	20,964	20,964
501585-Insurance Benefits	-	320,870	320,870	320,870
Personal Services Total	-	2,108,167	2,108,167	2,108,167
Contractual Service				
520825-Professional Services	-	2,883,334	2,883,334	2,883,334
Contractual Service Total	-	2,883,334	2,883,334	2,883,334
Operations & Maintenance				
540129-Maintenance and Subscription Services	-	2,143,000	2,143,000	2,143,000
Operations & Maintenance Total	-	2,143,000	2,143,000	2,143,000
Operating Funds Total	0	7,134,501	7,134,501	7,134,501

PERSONAL SERVICES - SUMMARY OF POSITIONS BY PROGRAM AND JOB CODE

Job Code/Title	Grade	2021 Approved & Adopted		2022 Department Request		2022 President's Recommendation	
		FTE Pos.	Salaries	FTE Pos.	Salaries	FTE Pos.	Salaries
60162-ARPA - Revenue Loss							
0743-Manager Classification & Comp	23	-	-	1.0	114,464	1.0	114,464
0854-Public Information Officer	20	-	-	1.0	69,512	1.0	69,512
1177-Senior Workforce Strategy Analyst	22	-	-	1.0	98,561	1.0	98,561
1178-Workforce Strategy Analyst	20	-	-	5.0	340,683	5.0	340,683
5427-Dep Bur Chief-Dir of Lbr Rel	24	-	-	1.0	163,192	1.0	163,192
5818-Executive Assistant I	20	-	-	1.0	62,912	1.0	62,912
6285-Compensation Analyst	20	-	-	1.0	74,913	1.0	74,913
6764-Prof Development Specialist	21	-	-	2.0	144,077	2.0	144,077
6765-ASST DEP DIR-HUMAN RESOURCES	24	-	-	2.0	230,000	2.0	230,000
6766-LEAD HRIS ANALYST	23	-	-	1.0	109,984	1.0	109,984
7439-HRIS Analyst II	22	-	-	1.0	76,419	1.0	76,419
7948-Compliance Plan Analyst	22	-	-	1.0	76,043	1.0	76,043
		-	-	18.0	\$1,560,760	18.0	\$1,560,760
Total Salaries and Positions		0.0	\$0	18.0	\$1,560,760	18.0	\$1,560,760
Operating Fund Totals		0.0	\$0	18.0	\$1,560,760	18.0	\$1,560,760

PERSONAL SERVICES - SUMMARY OF POSITIONS BY GRADE

Salary Grade	2021 Approved & Adopted		2022 Department Request		2022 President's Recommendation	
	FTE Pos.	Salaries	FTE Pos.	Salaries	FTE Pos.	Salaries
20	-	-	8.0	548,020	8.0	548,020
21	-	-	2.0	144,077	2.0	144,077
22	-	-	3.0	251,023	3.0	251,023
23	-	-	2.0	224,449	2.0	224,449
24	-	-	3.0	393,192	3.0	393,192
Total Salaries and Positions	-	-	18.0	\$1,560,760	18.0	\$1,560,760
Operating Funds Total	-	-	18.0	\$1,560,760	18.0	\$1,560,760

DISTRIBUTION BY APPROPRIATION CLASSIFICATION

Account	2021 Approved & Adopted	Department Request	President's Recommendation	Difference
Personal Services				
501005-Salaries and Wages of Employees With Benefits	-	152,880	152,880	152,880
501225-Planned Benefit Adjustment	-	41,374	41,374	41,374
501510-Mandatory Medicare Cost	-	2,217	2,217	2,217
501540-Worker's Compensation	-	4,741	4,741	4,741
501585-Insurance Benefits	-	55,138	55,138	55,138
Personal Services Total	-	256,350	256,350	256,350
Operating Funds Total	0	256,350	256,350	256,350

PERSONAL SERVICES - SUMMARY OF POSITIONS BY PROGRAM AND JOB CODE

Job Code/Title	Grade	2021 Approved & Adopted		2022 Department Request		2022 President's Recommendation	
		FTE Pos.	Salaries	FTE Pos.	Salaries	FTE Pos.	Salaries
60162-ARPA - Revenue Loss							
5379-Labor Relations Assistant	19	-	-	1.0	57,223	1.0	57,223
6007-Hearing Officer - BHR	20	-	-	1.0	95,657	1.0	95,657
		-	-	2.0	\$152,880	2.0	\$152,880
Total Salaries and Positions		0.0	\$0	2.0	\$152,880	2.0	\$152,880
Operating Fund Totals		0.0	\$0	2.0	\$152,880	2.0	\$152,880

PERSONAL SERVICES - SUMMARY OF POSITIONS BY GRADE

Salary Grade	2021 Approved & Adopted		2022 Department Request		2022 President's Recommendation	
	FTE Pos.	Salaries	FTE Pos.	Salaries	FTE Pos.	Salaries
19	-	-	1.0	57,223	1.0	57,223
20	-	-	1.0	95,657	1.0	95,657
Total Salaries and Positions	-	-	2.0	\$152,880	2.0	\$152,880
Operating Funds Total	-	-	2.0	\$152,880	2.0	\$152,880

SUMMARY OF APPROPRIATIONS

Department and Title	2021 Approved & Adopted	Department Request	President's Recommendation	Difference
Corporate Fund				
1009-Enterprise Technology	18,642,395	19,731,297	19,731,297	1,088,903
Corporate Fund Total	\$18,642,395	\$19,731,297	\$19,731,297	\$1,088,903
General Funds Total	\$18,642,395	\$19,731,297	\$19,731,297	\$1,088,903
Special Purpose Funds				
11249-Geographical Information System	9,339,762	12,732,825	12,732,825	3,393,063
11286-American Rescue Plan Act (ARPA) Fund	-	7,137,148	7,137,148	7,137,148
Special Purpose Funds Total	\$9,339,762	\$19,869,973	\$19,869,973	\$10,530,211
Restricted				
G54006-Grant 2020 BOT Connect Illinois Broadband Grant	1,876,580	-	-	(1,876,580)
Restricted Total	\$1,876,580	-	-	\$(1,876,580)
Total Appropriations	\$29,858,736	\$39,601,271	\$39,601,271	\$9,742,534

SUMMARY OF POSITIONS

Department and Title	2021 Approved Positions	2022 Department Request	2022 President's Recommendation	Difference
Corporate Fund				
1009-Enterprise Technology	141.0	136.0	136.0	(5.0)
Corporate Fund Total	141.0	136.0	136.0	(5.0)
General Funds Total	141.0	136.0	136.0	(5.0)
Special Purpose Funds				
11249-Geographical Information System	16.0	16.0	16.0	-
11286-American Rescue Plan Act (ARPA) Fund	-	56.0	56.0	56.0
Special Purpose Funds Total	16.0	72.0	72.0	56.0
Special Revenue Fund Total	16.0	72.0	72.0	56.0
Total Positions	157.0	208.0	208.0	51.0

DISTRIBUTION BY APPROPRIATION CLASSIFICATION

Account	2021 Approved & Adopted	Department Request	President's Recommendation	Difference
Personal Services				
501005-Salaries and Wages of Employees With Benefits	13,536,633	13,656,618	13,656,618	119,985
501210-Planned Overtime Compensation	0	100,000	100,000	100,000
501510-Mandatory Medicare Cost	207,693	204,145	204,145	(3,548)
501585-Insurance Benefits	2,298,272	2,372,677	2,372,677	74,405
501765-Professional Develop/Fees	82,851	356,500	356,500	273,649
501835-Transportation and Travel Expenses	7,445	69,212	69,212	61,767
Personal Services Total	16,132,894	16,759,152	16,759,152	626,258
Contractual Service				
520149-Communication Services	59,525	55,758	55,758	(3,767)
520279-Shipping and Freight Services	2,500	2,500	2,500	0
520485-Graphics and Reproduction Services	1,020	800	800	(220)
520825-Professional Services	796,000	900,000	900,000	104,000
Contractual Service Total	859,045	959,058	959,058	100,013
Supplies & Materials				
530600-Office Supplies	10,325	8,700	8,700	(1,625)
530635-Books, Periodicals and Publish	1,258	1,036	1,036	(222)
530700-Multimedia Supplies	45,500	44,250	44,250	(1,250)
531645-Computer and Data Processing Supplies	32,000	36,350	36,350	4,350
Supplies & Materials Total	89,083	90,336	90,336	1,253
Operations & Maintenance				
540129-Maintenance and Subscription Services	1,168,596	1,533,321	1,533,321	364,725
540245-Automotive Operations and Maintenance	45,000	50,000	50,000	5,000
540345-Property Maintenance and Operations	301,129	293,746	293,746	(7,383)
Operations & Maintenance Total	1,514,725	1,877,067	1,877,067	362,342
Rental & Leasing				
550029-Countywide Office and Data Processing Equip Rental	42,268	41,304	41,304	(964)
550129-Facility and Office Space Rental	4,380	4,380	4,380	0
Rental & Leasing Total	46,648	45,684	45,684	(964)
Operating Funds Total	18,642,395	19,731,297	19,731,297	1,088,903

DISTRIBUTION BY APPROPRIATION CLASSIFICATION

Account	2021 Approved & Adopted	Department Request	President's Recommendation	Difference
Personal Services				
501005-Salaries and Wages of Employees With Benefits	1,594,671	6,843,931	6,843,931	5,249,259
501225-Planned Benefit Adjustment	199,333	872,412	872,412	673,079
501510-Mandatory Medicare Cost	23,838	93,060	93,060	69,222
501540-Worker's Compensation	-	78,866	78,866	78,866
501585-Insurance Benefits	269,220	1,315,373	1,315,373	1,046,153
501765-Professional Develop/Fees	29,000	29,000	29,000	0
501835-Transportation and Travel Expenses	15,000	15,000	15,000	0
Personal Services Total	2,131,062	9,247,641	9,247,641	7,116,579
Contractual Service				
520149-Communication Services	2,918	2,503	2,503	(415)
520279-Shipping and Freight Services	300	300	300	0
520485-Graphics and Reproduction Services	250	250	250	0
Contractual Service Total	3,468	3,053	3,053	(415)
Supplies & Materials				
530600-Office Supplies	1,500	1,500	1,500	0
530635-Books, Periodicals and Publish	1,000	1,000	1,000	0
530700-Multimedia Supplies	15,000	15,000	15,000	0
531645-Computer and Data Processing Supplies	50,000	50,000	50,000	0
Supplies & Materials Total	67,500	67,500	67,500	0
Operations & Maintenance				
540129-Maintenance and Subscription Services	3,250,000	4,631,761	4,631,761	1,381,761
540345-Property Maintenance and Operations	12,055	11,760	11,760	(295)
Operations & Maintenance Total	3,262,055	4,643,521	4,643,521	1,381,466
Rental & Leasing				
550029-Countywide Office and Data Processing Equip Rental	1,480	1,480	1,480	0
Rental & Leasing Total	1,480	1,480	1,480	0
Capital Equipment and Improvements				
560220-Computer and Data Processing Supplies	3,660,000	5,836,171	5,836,171	2,176,171
Capital Equipment and Improvements Total	3,660,000	5,836,171	5,836,171	2,176,171
Contingencies & Special Purpose				
580050-Cook County Administration	214,197	70,607	70,607	(143,590)
Contingencies & Special Purpose Total	214,197	70,607	70,607	(143,590)
Operating Funds Total	9,339,762	19,869,973	19,869,973	10,530,211

MISSION

The Bureau of Technology (BOT) plans, develops and maintains enterprise technology services. BOT provides cost-effective and easy-to-use services for residents and County employees.

MANDATES

Ordinance 14-1481; Resolution 17-2732; Resolution 13-2002; Ordinance No. 16-3977; Chapter 2, Article IV, Division 3, Subdivision II, §2-220; Resolution 17-6199; Ordinance 18-5634;

**OPERATIONAL HIGHLIGHTS:
2021 INITIATIVES AND OUTCOMES**

In addition to the ongoing work of supporting a partially remote workforce, BOT had several major accomplishments in FY2021. The Enterprise Resource Planning (ERP) Department completed their move to Oracle Cloud Infrastructure which provides both reduced costs and improved performance. Major progress was made on the Integrated Property Tax System (IPTS) with the Phase 1.2 go live for the Assessor's Office. Major progress was also made on the Integrated Tax Processing System (ITPS) for the Department of Revenue with the Phase 2.1 go live of that system. A historic RFP is underway for Disaster Recovery and Hosting. GIS will add additional services in FY2022; these new services in addition to planned increases of efficiency are accounted for in the FY2022 target. The uptime metrics for County-wide mission critical applications should improve with continued work with OCI. There was an increase in unsupported Windows 10 devices due to a version end-of-life in May 2021. BOT anticipates reducing the unsupported operating system counts in FY22 by upgrading or decommissioning additional systems.

**OPERATIONAL OPPORTUNITIES:
2022 INITIATIVES AND GOALS**

FY2022 will be an important year for BOT. The Bureau focus for the coming fiscal year will be on large enterprise projects spanning all Cook County's separate offices and agencies. The hosting and disaster recovery RFPs issued in FY2020 are under review this year and will lead to major projects underway in FY2022. South suburbs within Cook County are largely a fiber desert with limited access to high-speed internet. Cook County is leading the charge to remedy this situation. Cook County will expand its broadband backbone in the south suburbs, helping to connect communities and bridge the digital divide. BOT will also continue efforts to replace paper forms with digital alternatives, enabling departments and elected offices to achieve savings by streamlining processes. In FY2020 and FY2021 remote work went from a novelty to a necessity, and now it is our new normal.

Performance Metric Name	2019 Actual	2020 Actual	2021 Target	2021 Projection	2022 Target
Average cost per GIS application or service	N/A	1,306	1,306	1,275	1,250
Percent of operating systems within support life cycle	N/A	96.1%	90%	90%	95%
Percent uptime of County-wide mission critical applications	N/A	99.8%	99%	98.5%	99.5%

BUDGET HIGHLIGHTS

- In FY2022 the Integrated Tax Processing System (ITPS) will finish its rollout with the final piece – Wheel Tax – going live in February.
- In FY2022 the Integrated Property Tax System (IPTS) will go live with the offices of the Clerk and Treasurer, as well as new functionality for the Assessor.
- In FY2022 the Cook County Time (CCT) application will undergo a major upgrade.

Fund Category	Appropriations (\$ thousands)			
	2019 Adopted	2020 Adopted	2021 Adopted	2022 Recommended
Corporate Fund	19,250	19,926	18,642	19,731
Special Purpose Funds	12,781	7,474	9,340	19,870
Grants	0	0	1,877	0
Total Funds	32,031	27,400	29,859	39,601
Expenditures by Type				
Personnel	18,638	19,196	18,264	26,007
Non Personnel	13,393	8,205	11,595	13,594
Total Funds	32,031	27,400	29,859	39,601
FTE Positions	160.1	163.0	157.0	208.0

Program Description	2021		2022		
	FTE Pos.	Adopted	FTE Pos.	Appropriation	
10155-Administration	Supervises departmental operations and manages administrative functions.	12.0	2,881,770	12.0	3,311,124
14385-Geographic Information Systems	Provides maintenance of and access to the County's enterprise geographic information system. Engages in geospatial data management, analysis and modeling, training, and application development.	16.0	5,679,762	16.0	6,896,654
15050-Information Technology	Provides information technology services to assist and support departmental operations.	0.0	7,000	0.0	0
18100-Program Management Office	Provides technology program and project management services. Engages in business analysis, requirements development, risk management scope and proposal development and proposal development.	13.0	1,591,485	12.0	1,592,025
20192-COVID-19	Expenses associated with mitigating the effects and spread of COVID-19, not otherwise required as part of the County's normal operations.	0.0	0	0.0	487
33860-Data Analytics	Provides governance and policy directives on data usage. Facilitates data-driven decision making and innovation.	4.0	458,668	3.0	402,710
33885-Mainframe Print Operations	Oversees the County's large-scale print jobs created from the mainframe, including: Assessor documents, accounts payable checks, Board of Review documents, jury summons, and revenue letters.	7.0	934,673	7.0	777,980
33900-On-site Desktop Support	Provides on-site troubleshooting of, and support for, technological equipment for various departments under the County Board President and other elected officials.	10.0	1,472,440	10.0	1,624,149
33940-Server Engineer Team and Data Center Operations	Oversees operations of and policy for IT systems architecture; provides advanced troubleshooting of, and support for, application servers; manages data center infrastructure.	7.0	1,050,462	7.0	1,307,589
35005-Applications and Development	Provides consulting, development, enhancement, maintenance, and support of applications. Resolves application incidents.	30.0	3,442,391	27.0	3,306,549
35585-Systems Management and Service Desk	Provides advanced troubleshooting of, and support for, technological equipment; packages software for deployment and implements deployment; engages in consultation and project work.	12.0	1,280,117	12.0	1,372,817
35620-Telecommunications and Network Support	Oversees administration and management of the County's voice and data telecommunication services.	30.0	3,500,437	30.0	3,822,986
35800-Enterprise Resource Planning	Implements and supports County-wide system projects to improve business operations including the development and maintenance of new efficiency and accountability technologies.	12.0	1,587,077	12.0	1,679,250
35805-Legislative and Legal Affairs	Provide counsel on legal, legislative and regulatory issues that impact technology-related operations and contract concerns.	4.0	435,875	4.0	533,631
60162-ARPA - Revenue Loss	Use of ARPA SLFRF funds for the provision of government services to the extent of reduction in revenue as determined by Dept. of Treasury calculation for revenue loss.	0.0	0	56.0	7,137,148
21120-New/Replacement Capital Equipment	Funds appropriated for the procurement of capital equipment and services.	0.0	3,660,000	0.0	5,836,171
Grants	Federal, State, and Private agencies appropriated grant funds that support various programs and services	0.0	1,876,580	0.0	0
Total		157.0	29,858,736	208.0	39,601,271

DISTRIBUTION BY APPROPRIATION CLASSIFICATION

Account	2021 Approved & Adopted	Department Request	President's Recommendation	Difference
Personal Services				
501005-Salaries and Wages of Employees With Benefits	13,536,633	13,656,618	13,656,618	119,985
501210-Planned Overtime Compensation	0	100,000	100,000	100,000
501510-Mandatory Medicare Cost	207,693	204,145	204,145	(3,548)
501585-Insurance Benefits	2,298,272	2,372,677	2,372,677	74,405
501765-Professional Develop/Fees	82,851	356,500	356,500	273,649
501835-Transportation and Travel Expenses	7,445	69,212	69,212	61,767
Personal Services Total	16,132,894	16,759,152	16,759,152	626,258
Contractual Service				
520149-Communication Services	59,525	55,758	55,758	(3,767)
520279-Shipping and Freight Services	2,500	2,500	2,500	0
520485-Graphics and Reproduction Services	1,020	800	800	(220)
520825-Professional Services	796,000	900,000	900,000	104,000
Contractual Service Total	859,045	959,058	959,058	100,013
Supplies & Materials				
530600-Office Supplies	10,325	8,700	8,700	(1,625)
530635-Books, Periodicals and Publish	1,258	1,036	1,036	(222)
530700-Multimedia Supplies	45,500	44,250	44,250	(1,250)
531645-Computer and Data Processing Supplies	32,000	36,350	36,350	4,350
Supplies & Materials Total	89,083	90,336	90,336	1,253
Operations & Maintenance				
540129-Maintenance and Subscription Services	1,168,596	1,533,321	1,533,321	364,725
540245-Automotive Operations and Maintenance	45,000	50,000	50,000	5,000
540345-Property Maintenance and Operations	301,129	293,746	293,746	(7,383)
Operations & Maintenance Total	1,514,725	1,877,067	1,877,067	362,342
Rental & Leasing				
550029-Countywide Office and Data Processing Equip Rental	42,268	41,304	41,304	(964)
550129-Facility and Office Space Rental	4,380	4,380	4,380	0
Rental & Leasing Total	46,648	45,684	45,684	(964)
Operating Funds Total	18,642,395	19,731,297	19,731,297	1,088,903

PERSONAL SERVICES - SUMMARY OF POSITIONS BY PROGRAM AND JOB CODE

Job Code/Title	Grade	2021 Approved & Adopted		2022 Department Request		2022 President's Recommendation	
		FTE Pos.	Salaries	FTE Pos.	Salaries	FTE Pos.	Salaries
10155-Administration							
0051-Administrative Assistant V	20	1.0	94,933	1.0	96,327	1.0	96,327
0143-Accountant III	15	1.0	63,970	1.0	63,970	1.0	63,970
0254-Business Manager IV	23	1.0	98,253	1.0	100,230	1.0	100,230
0292-Administrative Analyst II	19	1.0	91,476	-	-	-	-
0294-Administrative Analyst IV	22	-	-	1.0	94,549	1.0	94,549
0854-Public Information Officer	20	1.0	79,424	1.0	81,028	1.0	81,028
1133-Chief Information Officer	24	1.0	187,272	1.0	187,272	1.0	187,272
5208-Deputy Chief Informat Officer	24	2.0	314,873	2.0	314,872	2.0	314,872
5592-Chief Technology Officer	24	1.0	158,401	1.0	158,401	1.0	158,401
5796-Executive Asst to Dir ERP	22	1.0	89,897	1.0	91,708	1.0	91,708
6020-Director of Security	20	1.0	79,930	1.0	79,932	1.0	79,932
7021-IT Asset Manager	23	1.0	106,167	1.0	108,307	1.0	108,307
		12.0	\$1,364,596	12.0	\$1,376,597	12.0	\$1,376,597
18100-Program Management Office							
0028-Program Manager	24	1.0	130,507	1.0	126,929	1.0	126,929
5574-Project Manager	22	4.0	378,510	3.0	302,371	3.0	302,371
5897-Project Manager-Bureau of Tech	24	5.0	548,032	5.0	552,589	5.0	552,589
6891-Business Analyst-SEIU	21	1.0	99,439	1.0	101,006	1.0	101,006
7003-Org Change Mgmt Lead	24	1.0	95,950	1.0	103,383	1.0	103,383
8056-Dir of Proj Mgmt & Opr'l Exce	24	1.0	130,000	1.0	130,000	1.0	130,000
		13.0	\$1,382,438	12.0	\$1,316,277	12.0	\$1,316,277
33860-Data Analytics							
6056-SQL DBA Database Administ	23	1.0	109,123	1.0	114,379	1.0	114,379
6379-Data Analyst	20	1.0	76,041	-	-	-	-
6805-Chief Data Officer	24	1.0	124,848	1.0	124,848	1.0	124,848
6859-Information Analyst	22	1.0	81,098	1.0	82,731	1.0	82,731
		4.0	\$391,109	3.0	\$321,958	3.0	\$321,958
33885-Mainframe Print Operations							
1101-Computer Operator I	12	1.0	48,027	1.0	49,317	1.0	49,317
1103-Computer Operator III	16	3.0	182,011	3.0	187,451	3.0	187,451
1104-Computer Operator IV	18	1.0	83,641	1.0	83,641	1.0	83,641
1116-System Software Programmer III	21	1.0	87,645	1.0	91,826	1.0	91,826
6050-Director of Platform Computing	24	1.0	128,833	1.0	128,833	1.0	128,833
		7.0	\$530,156	7.0	\$541,068	7.0	\$541,068
33900-On-site Desktop Support							
1128-Electronic Information Dir	24	1.0	110,598	1.0	110,598	1.0	110,598
6057-Field Technician I	19	3.0	208,780	3.0	233,291	3.0	233,291
6058-Field Technician II	21	5.0	513,588	5.0	515,984	5.0	515,984
6466-Enterprise IT Oper Suppt Mgr	24	1.0	79,930	1.0	97,904	1.0	97,904
		10.0	\$912,897	10.0	\$957,777	10.0	\$957,777
33940-Server Engineer Team and Data Center Operations							
1113-Systems Analyst IV	21	2.0	217,000	2.0	217,000	2.0	217,000
5587-Dir of System Architecture	24	1.0	128,270	1.0	128,270	1.0	128,270
6055-Server Engineer	21	2.0	210,685	2.0	212,948	2.0	212,948
6059-Storage Engineer	22	1.0	109,123	1.0	112,279	1.0	112,279
6357-Data Center Manager	23	1.0	104,767	1.0	106,881	1.0	106,881
		7.0	\$769,845	7.0	\$777,379	7.0	\$777,379
35005-Applications and Development							
0179-Programmer/Analyst II	18	2.0	167,282	1.0	83,641	1.0	83,641
1108-Programmer IV	22	1.0	104,279	1.0	105,824	1.0	105,824

PERSONAL SERVICES - SUMMARY OF POSITIONS BY PROGRAM AND JOB CODE

Job Code/Title	Grade	2021 Approved & Adopted		2022 Department Request		2022 President's Recommendation	
		FTE Pos.	Salaries	FTE Pos.	Salaries	FTE Pos.	Salaries
1112-Systems Analyst III	20	1.0	62,912	1.0	62,912	1.0	62,912
1124-Programmer Analyst III	20	4.0	400,146	3.0	300,587	3.0	300,587
1135-Proj Leader - Data Syst	22	6.0	714,503	6.0	684,291	6.0	684,291
1199-Programmer/Analyst I	16	1.0	54,207	1.0	54,207	1.0	54,207
1200-Programmer/Analyst IV	21	2.0	206,338	2.0	209,562	2.0	209,562
5589-Director App Mgmt & Develop	24	1.0	132,600	1.0	132,600	1.0	132,600
5590-Deputy Dir App Mgmt & Devel	23	1.0	118,484	1.0	118,484	1.0	118,484
6060-Manager of Applications	IT2	1.0	125,439	1.0	127,947	1.0	127,947
6118-SOA Architect	24	1.0	142,827	1.0	147,112	1.0	147,112
6497-Senior Net Developer	24	2.0	209,336	2.0	219,433	2.0	219,433
6629-Application Support Analyst	21	4.0	296,077	4.0	306,410	4.0	306,410
6892-Application Developer-SEIU	22	2.0	181,031	1.0	90,515	1.0	90,515
6908-Application Delivery Manager	23	1.0	79,930	1.0	124,913	1.0	124,913
		30.0	\$2,995,390	27.0	\$2,768,437	27.0	\$2,768,437
35585-Systems Management and Service Desk							
1111-Systems Analyst II	18	1.0	83,641	-	-	-	-
5557-Director Office Technology	24	1.0	123,624	1.0	129,800	1.0	129,800
6054-Systems Management Engineer	21	2.0	211,964	3.0	304,582	3.0	304,582
6057-Field Technician I	19	4.0	298,327	3.0	234,920	3.0	234,920
6058-Field Technician II	21	4.0	411,772	5.0	498,387	5.0	498,387
		12.0	\$1,129,328	12.0	\$1,167,689	12.0	\$1,167,689
35620-Telecommunications and Network Support							
0047-Admin Assistant II	14	1.0	59,471	1.0	60,696	1.0	60,696
0220-Telecommunications Analyst IV	22	2.0	202,868	2.0	206,958	2.0	206,958
0222-Telecommunications Analyst I	17	2.0	128,081	2.0	130,663	2.0	130,663
0224-Telecommunications Analyst II	19	1.0	85,875	1.0	87,605	1.0	87,605
2378-Telecommunications Elect Forem	X	4.0	443,872	4.0	440,960	4.0	440,960
2379-Telecommunications Electrician	X	17.0	1,780,376	17.0	1,768,000	17.0	1,768,000
4013-CHIEF TELECOMMUNICATIONS ELECT	X	1.0	117,208	1.0	116,480	1.0	116,480
5593-Director Telecommunications	24	1.0	129,255	1.0	129,255	1.0	129,255
6222-Sr Telecommunications Engineer	IT1	1.0	112,529	1.0	114,779	1.0	114,779
		30.0	\$3,059,536	30.0	\$3,055,396	30.0	\$3,055,396
35800-Enterprise Resource Planning							
7001-Dep Dir of ERP Operations Mgr	24	1.0	130,050	1.0	130,050	1.0	130,050
7006-ERP Hum Cap Mgt HCM Func Lead	IT2	1.0	120,568	1.0	122,980	1.0	122,980
7010-ERP Business Analyst Proj Mgr	IT1	6.0	647,338	6.0	631,358	6.0	631,358
7012-ERP Project Manager	IT2	2.0	255,946	2.0	261,063	2.0	261,063
7000-Director of ERP	24	1.0	150,858	1.0	150,858	1.0	150,858
7974-ERP Bus Analyst Proj Mgr HCM	IT1	1.0	110,361	1.0	112,299	1.0	112,299
		12.0	\$1,415,120	12.0	\$1,408,608	12.0	\$1,408,608
35805-Legislative and Legal Affairs							
0619-Legislative Coordinator II	22	1.0	76,041	1.0	88,934	1.0	88,934
5531-Special Asst for Legal Affairs	24	1.0	117,300	1.0	117,300	1.0	117,300
6480-Vendor & Contract Manager	22	1.0	82,043	1.0	83,700	1.0	83,700
6691-IT Vendor & Contract Manager	24	1.0	97,869	1.0	97,869	1.0	97,869
		4.0	\$373,253	4.0	\$387,803	4.0	\$387,803
Total Salaries and Positions		141.0	\$14,323,669	136.0	\$14,078,988	136.0	\$14,078,988
Turnover Adjustment		-	(787,036)	-	(422,370)	-	(422,370)
Operating Fund Totals		141.0	\$13,536,633	136.0	\$13,656,618	136.0	\$13,656,618

PERSONAL SERVICES - SUMMARY OF POSITIONS BY GRADE

Salary Grade	2021 Approved & Adopted		2022 Department Request		2022 President's Recommendation	
	FTE Pos.	Salaries	FTE Pos.	Salaries	FTE Pos.	Salaries
12	1.0	48,027	1.0	49,317	1.0	49,317
14	1.0	59,471	1.0	60,696	1.0	60,696
15	1.0	63,970	1.0	63,970	1.0	63,970
16	4.0	236,218	4.0	241,658	4.0	241,658
17	2.0	128,081	2.0	130,663	2.0	130,663
18	4.0	334,564	2.0	167,282	2.0	167,282
19	9.0	684,458	7.0	555,816	7.0	555,816
20	9.0	793,385	7.0	620,786	7.0	620,786
21	23.0	2,254,507	25.0	2,457,704	25.0	2,457,704
22	20.0	2,019,393	19.0	1,943,860	19.0	1,943,860
23	6.0	616,724	6.0	673,194	6.0	673,194
24	27.0	3,371,233	27.0	3,418,176	27.0	3,418,176
X	22.0	2,341,456	22.0	2,325,440	22.0	2,325,440
IT1	8.0	870,228	8.0	858,436	8.0	858,436
IT2	4.0	501,953	4.0	511,990	4.0	511,990
Total Salaries and Positions	141.0	\$14,323,669	136.0	\$14,078,988	136.0	\$14,078,988
Turnover Adjustment	-	\$(787,036)	-	\$(422,370)	-	\$(422,370)
Operating Funds Total	141.0	\$13,536,633	136.0	\$13,656,618	136.0	\$13,656,618

DISTRIBUTION BY APPROPRIATION CLASSIFICATION

Account	2021 Approved & Adopted	Department Request	President's Recommendation	Difference
Personal Services				
501005-Salaries and Wages of Employees With Benefits	1,594,671	1,586,219	1,586,219	(8,452)
501225-Planned Benefit Adjustment	199,333	184,178	184,178	(15,155)
501510-Mandatory Medicare Cost	23,838	23,712	23,712	(126)
501585-Insurance Benefits	269,220	272,384	272,384	3,164
501765-Professional Develop/Fees	29,000	29,000	29,000	0
501835-Transportation and Travel Expenses	15,000	15,000	15,000	0
Personal Services Total	2,131,062	2,110,493	2,110,493	(20,569)
Contractual Service				
520149-Communication Services	2,918	2,503	2,503	(415)
520279-Shipping and Freight Services	300	300	300	0
520485-Graphics and Reproduction Services	250	250	250	0
Contractual Service Total	3,468	3,053	3,053	(415)
Supplies & Materials				
530600-Office Supplies	1,500	1,500	1,500	0
530635-Books, Periodicals and Publish	1,000	1,000	1,000	0
530700-Multimedia Supplies	15,000	15,000	15,000	0
531645-Computer and Data Processing Supplies	50,000	50,000	50,000	0
Supplies & Materials Total	67,500	67,500	67,500	0
Operations & Maintenance				
540129-Maintenance and Subscription Services	3,250,000	4,631,761	4,631,761	1,381,761
540345-Property Maintenance and Operations	12,055	11,760	11,760	(295)
Operations & Maintenance Total	3,262,055	4,643,521	4,643,521	1,381,466
Rental & Leasing				
550029-Countywide Office and Data Processing Equip Rental	1,480	1,480	1,480	0
Rental & Leasing Total	1,480	1,480	1,480	0
Capital Equipment and Improvements				
560220-Computer and Data Processing Supplies	3,660,000	5,836,171	5,836,171	2,176,171
Capital Equipment and Improvements Total	3,660,000	5,836,171	5,836,171	2,176,171
Contingencies & Special Purpose				
580050-Cook County Administration	214,197	70,607	70,607	(143,590)
Contingencies & Special Purpose Total	214,197	70,607	70,607	(143,590)
Operating Funds Total	9,339,762	12,732,825	12,732,825	3,393,063

PERSONAL SERVICES - SUMMARY OF POSITIONS BY PROGRAM AND JOB CODE

Job Code/Title	Grade	2021 Approved & Adopted		2022 Department Request		2022 President's Recommendation	
		FTE Pos.	Salaries	FTE Pos.	Salaries	FTE Pos.	Salaries
14385-Geographic Information Systems							
0050-Administrative Assistant IV	18	1.0	81,027	1.0	83,292	1.0	83,292
0095-Program Coordinator	22	2.0	237,606	2.0	240,430	2.0	240,430
1111-Systems Analyst II	18	2.0	155,426	2.0	157,020	2.0	157,020
1112-Systems Analyst III	20	1.0	96,051	1.0	96,327	1.0	96,327
1113-Systems Analyst IV	21	2.0	211,999	2.0	213,368	2.0	213,368
5239-Dir of Geographic Info Systms	24	1.0	121,199	1.0	121,199	1.0	121,199
5897-Project Manager-Bureau of Tech	24	3.0	345,723	3.0	322,109	3.0	322,109
6056-SQL DBA Database Administ	23	1.0	114,379	1.0	115,291	1.0	115,291
6229-GIS Manager	23	1.0	119,832	1.0	122,251	1.0	122,251
6777-GIS Developer	22	2.0	160,750	2.0	163,992	2.0	163,992
		16.0	\$1,643,991	16.0	\$1,635,278	16.0	\$1,635,278
Total Salaries and Positions		16.0	\$1,643,991	16.0	\$1,635,278	16.0	\$1,635,278
Turnover Adjustment		-	(49,320)	-	(49,058)	-	(49,058)
Operating Fund Totals		16.0	\$1,594,671	16.0	\$1,586,219	16.0	\$1,586,219

PERSONAL SERVICES - SUMMARY OF POSITIONS BY GRADE

Salary Grade	2021 Approved & Adopted		2022 Department Request		2022 President's Recommendation	
	FTE Pos.	Salaries	FTE Pos.	Salaries	FTE Pos.	Salaries
18	3.0	236,453	3.0	240,312	3.0	240,312
20	1.0	96,051	1.0	96,327	1.0	96,327
21	2.0	211,999	2.0	213,368	2.0	213,368
22	4.0	398,356	4.0	404,421	4.0	404,421
23	2.0	234,211	2.0	237,541	2.0	237,541
24	4.0	466,922	4.0	443,308	4.0	443,308
Total Salaries and Positions	16.0	\$1,643,991	16.0	\$1,635,278	16.0	\$1,635,278
Turnover Adjustment	-	\$(49,320)	-	\$(49,058)	-	\$(49,058)
Operating Funds Total	16.0	\$1,594,671	16.0	\$1,586,219	16.0	\$1,586,219

DISTRIBUTION BY APPROPRIATION CLASSIFICATION

Account	2021 Approved & Adopted	Department Request	President's Recommendation	Difference
Personal Services				
501005-Salaries and Wages of Employees With Benefits	-	5,257,711	5,257,711	5,257,711
501225-Planned Benefit Adjustment	-	688,234	688,234	688,234
501510-Mandatory Medicare Cost	-	69,348	69,348	69,348
501540-Worker's Compensation	-	78,866	78,866	78,866
501585-Insurance Benefits	-	1,042,989	1,042,989	1,042,989
Personal Services Total	-	7,137,148	7,137,148	7,137,148
Operating Funds Total	0	7,137,148	7,137,148	7,137,148

PERSONAL SERVICES - SUMMARY OF POSITIONS BY PROGRAM AND JOB CODE

Job Code/Title	Grade	2021 Approved & Adopted		2022 Department Request		2022 President's Recommendation	
		FTE Pos.	Salaries	FTE Pos.	Salaries	FTE Pos.	Salaries
60162-ARPA - Revenue Loss							
0028-Program Manager	24	-	-	4.0	355,659	4.0	355,659
0048-Administrative Assistant III	16	-	-	1.0	46,178	1.0	46,178
0179-Programmer/Analyst II	18	-	-	1.0	83,641	1.0	83,641
1124-Programmer Analyst III	20	-	-	3.0	242,332	3.0	242,332
5531-Special Asst for Legal Affairs	24	-	-	1.0	100,000	1.0	100,000
5557-Director Office Technology	24	-	-	1.0	130,000	1.0	130,000
5572-Project Coordinator	19	-	-	2.0	164,965	2.0	164,965
5574-Project Manager	22	-	-	1.0	90,515	1.0	90,515
6119-Information Secur Specialist	21	-	-	3.0	305,353	3.0	305,353
6141-Solution Architect	24	-	-	4.0	384,300	4.0	384,300
6357-Data Center Manager	23	-	-	1.0	109,984	1.0	109,984
6379-Data Analyst	20	-	-	2.0	136,795	2.0	136,795
6417-Quality Data Manager	22	-	-	1.0	90,534	1.0	90,534
6418-Quality Data Analyst	20	-	-	1.0	83,639	1.0	83,639
6497-Senior Net Developer	24	-	-	4.0	371,750	4.0	371,750
6675-Information Security Analyst	20	-	-	2.0	169,724	2.0	169,724
6691-IT Vendor & Contract Manager	24	-	-	1.0	100,000	1.0	100,000
6777-GIS Developer	22	-	-	7.0	619,719	7.0	619,719
6892-Application Developer-SEIU	22	-	-	1.0	90,515	1.0	90,515
6908-Application Delivery Manager	23	-	-	1.0	125,482	1.0	125,482
7003-Org Change Mgmt Lead	24	-	-	3.0	295,639	3.0	295,639
7010-ERP Business Analyst Proj Mgr	IT1	-	-	5.0	481,085	5.0	481,085
7012-ERP Project Manager	IT2	-	-	4.0	477,751	4.0	477,751
7361-Network Infrast Architect	23	-	-	1.0	96,075	1.0	96,075
7974-ERP Bus Analyst Proj Mgr HCM	IT1	-	-	1.0	106,074	1.0	106,074
		-	-	56.0	\$5,257,711	56.0	\$5,257,711
Total Salaries and Positions		0.0	\$0	56.0	\$5,257,711	56.0	\$5,257,711
Operating Fund Totals		0.0	\$0	56.0	\$5,257,711	56.0	\$5,257,711

PERSONAL SERVICES - SUMMARY OF POSITIONS BY GRADE

Salary Grade	2021 Approved & Adopted		2022 Department Request		2022 President's Recommendation	
	FTE Pos.	Salaries	FTE Pos.	Salaries	FTE Pos.	Salaries
16	-	-	1.0	46,178	1.0	46,178
18	-	-	1.0	83,641	1.0	83,641
19	-	-	2.0	164,965	2.0	164,965
20	-	-	8.0	632,491	8.0	632,491
21	-	-	3.0	305,353	3.0	305,353
22	-	-	10.0	891,284	10.0	891,284
23	-	-	3.0	331,541	3.0	331,541
24	-	-	18.0	1,737,348	18.0	1,737,348
IT1	-	-	6.0	587,159	6.0	587,159
IT2	-	-	4.0	477,751	4.0	477,751
Total Salaries and Positions	-	-	56.0	\$5,257,711	56.0	\$5,257,711
Operating Funds Total	-	-	56.0	\$5,257,711	56.0	\$5,257,711



SUMMARY OF APPROPRIATIONS

Department and Title	2021 Approved & Adopted	Department Request	President's Recommendation	Difference
Corporate Fund				
1013-Planning and Development	1,119,268	1,194,379	1,194,379	75,111
1027-Office of Economic Development	3,644,490	3,957,133	3,957,133	312,643
1160-Building and Zoning	4,995,021	5,246,924	5,246,924	251,903
1170-Zoning Board of Appeals	432,857	403,800	403,800	(29,057)
Corporate Fund Total	\$10,191,636	\$10,802,236	\$10,802,236	\$610,600
General Funds Total	\$10,191,636	\$10,802,236	\$10,802,236	\$610,600
Special Purpose Funds				
11284-COVID-19 Federal Programs	-	56,374,566	56,374,566	56,374,566
11275-HUD Section 108 Loan Program	100,000	77,000	77,000	(23,000)
11286-American Rescue Plan Act (ARPA) Fund	-	1,416,293	1,416,293	1,416,293
11287-Equity Fund SPF	-	19,894,066	19,894,066	19,894,066
Special Purpose Funds Total	\$100,000	\$77,761,925	\$77,761,925	\$77,661,925
Restricted				
G50000-Grant: 1980 Community Development Block (9428225-27)	-	863,912	863,912	863,912
G50685-Grant: 2014 CDBG Disaster Relief	28,794,537	27,639,989	27,639,989	(1,154,548)
G50715-Grant: 2014 Community Development Block	-	503,695	503,695	503,695
G51175-Grant: 2015 Community Development Block	-	680,655	680,655	680,655
G53240-Grant: 2016 HOME Roll Up	-	4,427,831	4,427,831	4,427,831
G53445-Grant 2016: Community Development Block Grant (CDBG)	-	821,314	821,314	821,314
G53469-Grant: 2017 CDBG	-	1,742,389	1,742,389	1,742,389
G53485-Grant: 2017 ESG	-	18,674	18,674	18,674
G53493-Grant: 2017 HOME Investment	-	2,017,388	2,017,388	2,017,388
G53592-Grant 2018 P&D ESG	-	362	362	362
G53593-Grant 2018 P&D HOME	-	4,104,063	4,104,063	4,104,063
G53601-Grant 2018 P&D CDBG	-	1,423,596	1,423,596	1,423,596
G53636-CDBG DR Program Income	-	10,260	10,260	10,260
G53693-Grant 2018 Defense Industry Adjustment Program	156,883	-	-	(156,883)
G53712-Grant 2019 BoED Apprenticeship Expansion	88,485	-	-	(88,485)
G53740-Grant 2019 P&D HOME	1,600	6,029,282	6,029,282	6,027,682
G53741-Grant 2019 P&D Community Development Block Grant	3,600	5,926,938	5,926,938	5,923,338
G53742-Grant 2019 P&D Emergency Solutions Grant	-	115,751	115,751	115,751
G53956-Grant 2020 P&D HOME	6,828,017	6,134,647	6,134,647	(693,370)
G53957-Grant 2020 P&D CDBG	10,409,194	9,334,535	9,334,535	(1,074,659)
G53958-Grant 2020 P&D HESG	842,269	733,860	733,860	(108,409)
G53959-Grant 2020 BoED Apprenticeship USA	154,462	26,607	26,607	(127,855)
G53993-Grant 2020 P&D Emergency Solutions Grant - Cares Act	8,000,000	8,862,121	8,862,121	862,121
G54026-Grant 2020 P&D CDBG - CV	-	16,018,096	16,018,096	16,018,096
G54042-Grant 2021 EDA Cares Program	-	50,000	50,000	50,000
G54043-Grant 2021 Illinois DIR Program Phase III	-	140,000	140,000	140,000
G54146-Grant 2021 P&D CDBG	-	10,763,899	10,763,899	10,763,899
G54147-Grant 2021 P&D HOME	-	6,577,155	6,577,155	6,577,155
G54148-Grant 2021 P&D ESG	-	881,906	881,906	881,906
G54154-Grant 2022 P&D CDBG	-	18,111	18,111	18,111
G54201-Grant 2021 P&D HOME Program Income	-	2,237,750	2,237,750	2,237,750
G54202-Grant 2021 P&D CDBG Program Income	-	20,128	20,128	20,128
Restricted Total	\$55,279,047	\$118,124,914	\$118,124,914	\$62,845,867
Total Appropriations	\$65,570,683	\$206,689,075	\$206,689,075	\$141,118,392

SUMMARY OF POSITIONS

Department and Title	2021 Approved Positions	2022 Department Request	2022 President's Recommendation	Difference
Corporate Fund				
1013-Planning and Development	12.0	12.0	12.0	-
1027-Office of Economic Development	17.0	19.0	19.0	2.0
1160-Building and Zoning	45.0	45.0	45.0	-
1170-Zoning Board of Appeals	3.0	3.0	3.0	-
Corporate Fund Total	77.0	79.0	79.0	2.0
General Funds Total	77.0	79.0	79.0	2.0
Special Purpose Funds				
11286-American Rescue Plan Act (ARPA) Fund	-	12.0	12.0	12.0
Special Purpose Funds Total	-	12.0	12.0	12.0
Special Revenue Fund Total	-	12.0	12.0	12.0
Restricted				
G50685-Grant: 2014 CDBG Disaster Relief	4.0	4.0	4.0	-
G53693-Grant 2018 Defense Industry Adjustment Program	2.0	-	-	(2.0)
G53956-Grant 2020 P&D HOME	7.0	-	-	(7.0)
G53957-Grant 2020 P&D CDBG	10.0	-	-	(10.0)
G53959-Grant 2020 BoED Apprenticeship USA	1.0	-	-	(1.0)
G53993-Grant 2020 P&D Emergency Solutions Grant - Cares Act	-	5.0	5.0	5.0
G54146-Grant 2021 P&D CDBG	-	10.8	10.8	10.8
G54147-Grant 2021 P&D HOME	-	6.0	6.0	6.0
G54154-Grant 2022 P&D CDBG	-	0.2	0.2	0.2
Restricted Total	24.0	26.0	26.0	2.0
Total Positions	101.0	117.0	117.0	16.0

DISTRIBUTION BY APPROPRIATION CLASSIFICATION

Account	2021 Approved & Adopted	Department Request	President's Recommendation	Difference
Personal Services				
501005-Salaries and Wages of Employees With Benefits	6,934,463	7,334,133	7,334,133	399,669
501165-Planned Salary Adjustment	2,300	2,300	2,300	0
501295-Salaries and Wages of Per Diem Employees	57,080	57,080	57,080	0
501510-Mandatory Medicare Cost	107,035	110,504	110,504	3,469
501585-Insurance Benefits	1,158,862	1,156,792	1,156,792	(2,070)
501765-Professional Develop/Fees	71,062	143,291	143,291	72,229
501835-Transportation and Travel Expenses	88,150	123,150	123,150	35,000
Personal Services Total	8,418,952	8,927,249	8,927,249	508,297
Contractual Service				
520149-Communication Services	18,629	17,581	17,581	(1,048)
520259-Postage	12,821	14,782	14,782	1,961
520485-Graphics and Reproduction Services	6,216	13,376	13,376	7,160
520609-Advertising and Promotions	800	13,800	13,800	13,000
520825-Professional Services	128,000	343,000	343,000	215,000
521300-Special or Coop Programs	1,630,000	1,720,000	1,720,000	90,000
Contractual Service Total	1,796,466	2,122,539	2,122,539	326,073
Supplies & Materials				
530170-Institutional Supplies	55,834	7,118	7,118	(48,716)
530600-Office Supplies	27,998	22,805	22,805	(5,193)
530635-Books, Periodicals and Publish	685	1,350	1,350	665
531645-Computer and Data Processing Supplies	11,373	10,888	10,888	(485)
Supplies & Materials Total	95,890	42,161	42,161	(53,729)
Operations & Maintenance				
540129-Maintenance and Subscription Services	130,873	27,439	27,439	(103,434)
540345-Property Maintenance and Operations	291,088	274,467	274,467	(16,621)
Operations & Maintenance Total	421,961	301,906	301,906	(120,055)
Rental & Leasing				
550005-Office and Data Processing Equip Rental	2,000	2,000	2,000	0
550029-Countywide Office and Data Processing Equip Rental	17,473	17,474	17,474	1
Rental & Leasing Total	19,473	19,474	19,474	1
Contingencies & Special Purpose				
580235-Public Programs and Events	6,590	9,380	9,380	2,790
580419-Appropriation Transfer	(567,696)	(620,473)	(620,473)	(52,777)
Contingencies & Special Purpose Total	(561,106)	(611,093)	(611,093)	(49,987)
Operating Funds Total	10,191,636	10,802,236	10,802,236	610,600

DISTRIBUTION BY APPROPRIATION CLASSIFICATION

Account	2021 Approved & Adopted	Department Request	President's Recommendation	Difference
Personal Services				
501005-Salaries and Wages of Employees With Benefits	-	939,144	939,144	939,144
501225-Planned Benefit Adjustment	-	122,934	122,934	122,934
501510-Mandatory Medicare Cost	-	13,618	13,618	13,618
501540-Worker's Compensation	-	14,087	14,087	14,087
501585-Insurance Benefits	-	227,510	227,510	227,510
Personal Services Total	-	1,317,293	1,317,293	1,317,293
Contractual Service				
520825-Professional Services	-	9,457,681	9,457,681	9,457,681
521300-Special or Coop Programs	100,000	19,971,066	19,971,066	19,871,066
Contractual Service Total	100,000	29,428,747	29,428,747	29,328,747
Operations & Maintenance				
540129-Maintenance and Subscription Services	-	99,000	99,000	99,000
Operations & Maintenance Total	-	99,000	99,000	99,000
Contingencies & Special Purpose				
580165-Grant Disbursements	-	44,658,378	44,658,378	44,658,378
580279-Contingency (As Mandated)	-	1,306,163	1,306,163	1,306,163
580419-Appropriation Transfer	-	952,343	952,343	952,343
Contingencies & Special Purpose Total	-	46,916,884	46,916,884	46,916,884
Operating Funds Total	100,000	77,761,925	77,761,925	77,661,925

MISSION

The Bureau of Economic Development's mission is to lead and promote equitable economic growth and community development.

MANDATES

Within the Bureau, the Office of Economic Development (OED) leads the strategic management of the Departments of Planning and Development, Building and Zoning and Zoning Board of Appeals. The OED drives the County's regional economic growth collaboration efforts and policy initiatives to support small businesses, key sectors, talent solutions, digital equity and address income inequality while leveraging public and private resources.

OPERATIONAL HIGHLIGHTS: 2021 INITIATIVES AND OUTCOMES

Initiative 1 - Strengthen the Small Business Ecosystem in Suburban Cook County by empowering over 35+ business service organizations - across Chicago and the suburbs of Cook County - to provide small businesses with relief and support recognizing the impacts of COVID. BED increased the capacity of organizations to assist over 3500 small businesses (< than 20 employees) with grants and free business advising services —over 60% of assisted businesses owned by people of color.

Initiative 2- Offer concierge services to assist manufacturers by surveying over 1000 suburban Cook manufacturers to identify their urgent needs due to COVID, in partnership with the Illinois Manufacturing Excellence Center (IMEC). Engaged over 100 businesses to discuss apprenticeships. BED also, partnered with the Chicago Workforce Funders Alliance to launch Talent Solution Connector, a web-based service for businesses by businesses.

Initiative 3 - Advance a South Suburban Economic Growth Strategy - BED has helped to build new institutional capacity through investments in the Southland Development Authority which developed a robust business services program that provided direct assistance to 425 businesses.

Initiative 4 - Provided a robust set of resident-focused COVID response programs, including legal aid services to over 8000 residents and direct cash assistance to 13,887 households.

OPERATIONAL OPPORTUNITIES: 2022 INITIATIVES AND GOALS

Initiative 1 - Continue and strengthen resident and community focused programs to assist in recovery from COVID. Areas of focus include capital improvement needs in suburban municipalities, lead pipe replacement, water utility assistance, and digital equity. Programs will advance the equity goals of the County and focus on areas that have been disproportionately impacted by COVID and experienced past disinvestment.

Initiative 2 - Expand small business programs and launch a "one-stop shop" that will serve as a comprehensive resource for Cook County businesses seeking technical assistance to start, operate, and grow.

Initiative 3 - Advance the South Suburban Economic Growth Strategy through continued investment in programs and organizations that will drive equitable recovery and inclusive growth in the region.

Initiative 4 - The comprehensive set of programs envisioned for 2022 will require additional staffing and improved systems to deliver services efficiently and effectively. BED will attract new talent to fill existing vacancies and add additional capacity, while improving systems in the areas of project and grant management, data management, and invoice processing.

Performance Metric Name	2019 Actual	2020 Actual	2021 Target	2021 Projection	2022 Target
Dollar Value of External Funds Leveraged	\$1,107,000	\$2,100,000	\$500,000	\$2,159,000	\$750,000
Number of New Initiatives	3	7	3	3	6
Open Rate Percentage of Communications Sent	27%	40%	40%	36%	35%
Return on Investment - Earned Media Credit in Dollars	N/A	N/A	\$150,000	\$992,194	\$900,000
Number of Operational Improvements	N/A	N/A	2	4	5

BUDGET HIGHLIGHTS

- Expand community engagement and awareness of available resources through enhanced outreach, events and communications.
- Strengthen support to small businesses, with a focus on women and minority owned businesses.
- Launch a suite of rebound and recovery programs for suburban Cook County manufacturers.
- Increase institutional capacity - both internally and externally - to better meet resident and business needs.

Fund Category	Appropriations (\$ thousands)			
	2019 Adopted	2020 Adopted	2021 Adopted	2022 Recommended
Corporate Fund	3,723	3,985	3,644	3,957
Special Purpose Funds	100	100	0	21,211
Grants	0	286	400	217
Total Funds	3,823	4,371	4,044	25,385
Expenditures by Type				
Personnel	1,185	1,667	2,309	3,476
Non Personnel	2,638	2,704	1,735	21,909
Total Funds	3,823	4,371	4,044	25,385
FTE Positions	10.0	14.0	20.0	31.0

Program Description	2021		2022		
	FTE Pos.	Adopted	FTE Pos.	Appropriation	
10155-Administration	Supervises departmental operations and manages administrative functions.	13.0	3,226,361	12.0	23,237,311
20192-COVID-19	Expenses associated with mitigating the effects and spread of COVID-19, not otherwise required as part of the County's normal operations.	0.0	1,342	0.0	1,302
35480-Regional and Strategic Initiatives	Designs, implements, and oversees regional and strategic economic growth programming, initiatives, and partnerships.	4.0	416,787	7.0	612,587
60162-ARPA - Revenue Loss	Use of ARPA SLFRF funds for the provision of government services to the extent of reduction in revenue as determined by Dept. of Treasury calculation for revenue loss.	0.0	0	12.0	1,317,293
Grants	Federal, State, and Private agencies appropriated grant funds that support various programs and services	3.0	399,830	0.0	216,607
Total		20.0	4,044,320	31.0	25,385,099

DISTRIBUTION BY APPROPRIATION CLASSIFICATION

Account	2021 Approved & Adopted	Department Request	President's Recommendation	Difference
Personal Services				
501005-Salaries and Wages of Employees With Benefits	1,627,241	1,810,557	1,810,557	183,316
501165-Planned Salary Adjustment	2,300	2,300	2,300	0
501510-Mandatory Medicare Cost	24,242	27,107	27,107	2,865
501585-Insurance Benefits	248,594	216,407	216,407	(32,187)
501765-Professional Develop/Fees	36,416	75,423	75,423	39,007
501835-Transportation and Travel Expenses	4,050	19,350	19,350	15,300
Personal Services Total	1,942,844	2,151,144	2,151,144	208,300
Contractual Service				
520149-Communication Services	3,580	2,752	2,752	(828)
520259-Postage	600	582	582	(18)
520485-Graphics and Reproduction Services	2,440	3,000	3,000	560
520609-Advertising and Promotions	-	13,000	13,000	13,000
520825-Professional Services	125,000	203,000	203,000	78,000
521300-Special or Coop Programs	1,580,000	1,595,000	1,595,000	15,000
Contractual Service Total	1,711,620	1,817,334	1,817,334	105,714
Supplies & Materials				
530170-Institutional Supplies	1,342	1,302	1,302	(40)
530600-Office Supplies	15,704	13,505	13,505	(2,199)
530635-Books, Periodicals and Publish	485	1,150	1,150	665
531645-Computer and Data Processing Supplies	485	-	-	(485)
Supplies & Materials Total	18,016	15,957	15,957	(2,059)
Operations & Maintenance				
540129-Maintenance and Subscription Services	5,131	4,963	4,963	(168)
540345-Property Maintenance and Operations	38,096	37,162	37,162	(934)
Operations & Maintenance Total	43,227	42,125	42,125	(1,102)
Rental & Leasing				
550029-Countywide Office and Data Processing Equip Rental	5,688	5,688	5,688	0
Rental & Leasing Total	5,688	5,688	5,688	0
Contingencies & Special Purpose				
580235-Public Programs and Events	4,090	5,880	5,880	1,790
580419-Appropriation Transfer	(80,995)	(80,995)	(80,995)	0
Contingencies & Special Purpose Total	(76,905)	(75,115)	(75,115)	1,790
Operating Funds Total	3,644,490	3,957,133	3,957,133	312,643

PERSONAL SERVICES - SUMMARY OF POSITIONS BY PROGRAM AND JOB CODE

Job Code/Title	Grade	2021 Approved & Adopted		2022 Department Request		2022 President's Recommendation	
		FTE Pos.	Salaries	FTE Pos.	Salaries	FTE Pos.	Salaries
10155-Administration							
0048-Administrative Assistant III	16	1.0	70,394	1.0	71,814	1.0	71,814
0112-Dir of Financial Control III	23	1.0	92,141	1.0	94,000	1.0	94,000
0223-Grant Analyst	21	1.0	69,164	-	-	-	-
0620-Legislative Coordinator I	20	1.0	65,305	1.0	66,623	1.0	66,623
0721-Bureau Chief	24	1.0	164,220	1.0	173,434	1.0	173,434
0854-Public Information Officer	20	-	1	1.0	72,340	1.0	72,340
1135-Proj Leader - Data Syst	22	1.0	122,741	1.0	122,741	1.0	122,741
5531-Special Asst for Legal Affairs	24	1.0	113,099	1.0	113,098	1.0	113,098
5661-Deputy Bureau Chief	24	2.0	260,100	2.0	260,931	2.0	260,931
5819-Executive Assistant II	22	1.0	83,791	1.0	83,330	1.0	83,330
8991-Program Analyst	20	1.0	70,909	-	-	-	-
8758-Director of Policy	24	1.0	95,000	1.0	114,000	1.0	114,000
8761-Deputy Director of Communications - Econ & Dev	24	1.0	105,958	1.0	105,958	1.0	105,958
		13.0	\$1,312,824	12.0	\$1,278,268	12.0	\$1,278,268
35480-Regional and Strategic Initiatives							
5660-Asst Deputy Bureau Chief	23	1.0	116,040	1.0	101,247	1.0	101,247
6740-CMMC Economic Develop Prg Mgr	23	1.0	76,041	2.0	156,226	2.0	156,226
6813-Econ Dev Initiatives Prog Mgr	23	2.0	166,983	3.0	244,727	3.0	244,727
7812-Economic Development Prog Mgr - Apprenticeship Expansion	24	-	-	1.0	88,978	1.0	88,978
		4.0	\$359,064	7.0	\$591,177	7.0	\$591,177
Total Salaries and Positions		17.0	\$1,671,887	19.0	\$1,869,445	19.0	\$1,869,445
Turnover Adjustment		-	(44,646)	-	(58,888)	-	(58,888)
Operating Fund Totals		17.0	\$1,627,241	19.0	\$1,810,557	19.0	\$1,810,557

PERSONAL SERVICES - SUMMARY OF POSITIONS BY GRADE

Salary Grade	2021 Approved & Adopted		2022 Department Request		2022 President's Recommendation	
	FTE Pos.	Salaries	FTE Pos.	Salaries	FTE Pos.	Salaries
16	1.0	70,394	1.0	71,814	1.0	71,814
20	2.0	136,216	2.0	138,963	2.0	138,963
21	1.0	69,164	-	-	-	-
22	2.0	206,531	2.0	206,071	2.0	206,071
23	5.0	451,205	7.0	596,198	7.0	596,198
24	6.0	738,377	7.0	856,399	7.0	856,399
Total Salaries and Positions	17.0	\$1,671,887	19.0	\$1,869,445	19.0	\$1,869,445
Turnover Adjustment	-	\$(44,646)	-	\$(58,888)	-	\$(58,888)
Operating Funds Total	17.0	\$1,627,241	19.0	\$1,810,557	19.0	\$1,810,557

MISSION

The Cook County Department of Planning and Development (DPD) is committed to cultivating vital communities by fostering economic opportunities and business development, preserving and expanding the supply of affordable housing, and providing subsidies to critical supportive services.

MANDATES

Three federal regulations govern the entitlement grants that are provided to Cook County via an annual formula from the U.S. Department of Housing and Urban Development (HUD). These grants include: HOME, CDBG and ESG and target suburban Cook County. Sec. 74-583 (Ord. No. 08-0-53, 10-1-2008; Ord. No. 09-0-28,5-5-2009)

**OPERATIONAL HIGHLIGHTS:
2021 INITIATIVES AND OUTCOMES**

Federal funds were deployed to catalyze recovery programs and community development in areas severely hit by the Coronavirus pandemic. Partnerships brought the critical mass necessary for rapid program delivery. DPD continued support for projects and programs helping businesses and communities recover. Completing year 1 of the 2020 federal ConPlan, CEDS and Fair Housing documents, DPD deployed equity measures and strengthened the eco-system of social supports and technical assistance to county residents and businesses. New managerial and support staff assigned to the areas of economic development, finance and housing brought subject matter expertise to grant program design and administration allowing the department to deploy large amounts of funding resources in months.

2021 COVID-19 RECOVERY INITIATIVES

The U.S. Treasury issued \$72.8M (phase 1) and \$75,174,936.50 (phase 2) for Emergency Rental Assistance (ERA). DPD designed and administered a program for suburban Cook County. This enabled thousands of households and landlords to receive direct rental and utility assistance. Additional supports provided housing counseling and payments to prevent eviction. Existing Not-for-Profit partners were provided additional HUD funds to support their operations, assist the Department of Planning and Development, as case management experts and link Cook County's homeless and vulnerable residents to critical social/economic services.

**OPERATIONAL OPPORTUNITIES:
2022 INITIATIVES AND GOALS**

In 2022, remaining staff vacancies and additional positions will be filled to facilitate broader program administration, fund disbursement and compliance, as the country continues to recover from the pandemic hardships.

DPD will continue to collaborate with partner agencies to align our federal resources and identify additional funding to assist vulnerable neighborhoods and residents through strategic use of our HUD grant dollars, additional resources from the U.S. Treasury and existing county economic development tools. This will enable the Department to further disburse direct assistance to renters, homeowners, small businesses and critical social service agencies assisting Cook County's homeless residents

Staff worked remotely full time, meeting all deadlines on-time, for work products and event attendance virtually and in person as allowed. Staff were also able to receive training weekly in program areas and on technology.

Performance Metric Name	2019 Actual	2020 Actual	2021 Target	2021 Projection	2022 Target
CDBG/ESG Number of People Served	63,921	49,003	55,000	45,000	50,000
Amount of Public Dollars per unit Produced	16,700	27,693	35,000	32,000	35,000
Percent of Tax Incentives Completed in 180 Day Period	46.3%	15.5%	30%	30%	40%

BUDGET HIGHLIGHTS

- \$36,000 Increased fee revenue from sponsored Single Family Mortgage Program.
- Increased allocation of staff time to federal grants received, to support staff expansion in critical grant funded program areas.
- \$100,000 Revenue from Property Tax Incentive Application Fees.
- Planning and Development is projected to serve 60,000 citizens of Cook County with CDBG, HOME, ESG and U.S. Treasury funding.

Fund Category	Appropriations (\$ thousands)			
	2019 Adopted	2020 Adopted	2021 Adopted	2022 Recommended
Corporate Fund	1,186	1,239	1,119	1,194
Special Purpose Funds	0	0	100	56,452
Grants	69,902	55,035	54,879	117,908
Total Funds	71,088	56,274	56,098	175,554
Expenditures by Type				
Personnel	3,858	4,086	3,650	3,600
Non Personnel	67,229	52,187	52,449	171,955
Total Funds	71,088	56,274	56,098	175,554
FTE Positions	31.1	35.0	33.0	38.0

Program Description	2021		2022	
	FTE Pos.	Adopted	FTE Pos.	Appropriation
10155-Administration	7.0	561,559	7.0	632,736
13145-Economic Development	5.0	554,857	5.0	558,877
20192-COVID-19	0.0	2,852	0.0	2,766
32310-Section 108 Loan Fund	0.0	100,000	0.0	77,000
20196-Emergency Rental Assistance	0.0	0	0.0	3,709,964
20197-Emergency Rental Assistance II	0.0	0	0.0	52,664,602
Grants	21.0	54,879,217	26.0	117,908,307
Total	33.0	56,098,485	38.0	175,554,252

DISTRIBUTION BY APPROPRIATION CLASSIFICATION

Account	2021 Approved & Adopted	Department Request	President's Recommendation	Difference
Personal Services				
501005-Salaries and Wages of Employees With Benefits	1,227,102	1,238,523	1,238,523	11,421
501510-Mandatory Medicare Cost	18,343	18,514	18,514	171
501585-Insurance Benefits	137,418	139,132	139,132	1,714
501765-Professional Develop/Fees	15,026	43,408	43,408	28,382
501835-Transportation and Travel Expenses	1,800	14,800	14,800	13,000
Personal Services Total	1,399,689	1,454,377	1,454,377	54,688
Contractual Service				
520149-Communication Services	3,580	3,580	3,580	0
520259-Postage	800	1,200	1,200	400
520485-Graphics and Reproduction Services	400	7,000	7,000	6,600
521300-Special or Coop Programs	50,000	125,000	125,000	75,000
Contractual Service Total	54,780	136,780	136,780	82,000
Supplies & Materials				
530170-Institutional Supplies	2,852	2,766	2,766	(86)
530600-Office Supplies	6,834	3,000	3,000	(3,834)
530635-Books, Periodicals and Publish	200	200	200	0
Supplies & Materials Total	9,886	5,966	5,966	(3,920)
Operations & Maintenance				
540129-Maintenance and Subscription Services	10,600	7,754	7,754	(2,846)
540345-Property Maintenance and Operations	123,746	120,712	120,712	(3,034)
Operations & Maintenance Total	134,346	128,466	128,466	(5,880)
Rental & Leasing				
550029-Countywide Office and Data Processing Equip Rental	4,768	4,768	4,768	0
Rental & Leasing Total	4,768	4,768	4,768	0
Contingencies & Special Purpose				
580235-Public Programs and Events	2,500	3,500	3,500	1,000
580419-Appropriation Transfer	(486,701)	(539,478)	(539,478)	(52,777)
Contingencies & Special Purpose Total	(484,201)	(535,978)	(535,978)	(51,777)
Operating Funds Total	1,119,268	1,194,379	1,194,379	75,111

PERSONAL SERVICES - SUMMARY OF POSITIONS BY PROGRAM AND JOB CODE

Job Code/Title	Grade	2021 Approved & Adopted		2022 Department Request		2022 President's Recommendation	
		FTE Pos.	Salaries	FTE Pos.	Salaries	FTE Pos.	Salaries
10155-Administration							
0054-Dir of Comm Develop & Planning	24	1.0	142,827	1.0	142,827	1.0	142,827
0056-Project Director	22	2.0	191,077	2.0	194,929	2.0	194,929
0854-Public Information Officer	20	1.0	79,275	1.0	80,876	1.0	80,876
5531-Special Asst for Legal Affairs	24	1.0	109,242	1.0	109,242	1.0	109,242
5663-Dep Dir of Com Dev & Planning	24	1.0	123,816	1.0	123,816	1.0	123,816
5665-Dep Dir of Fin Dev & Str Proj	24	1.0	119,646	1.0	119,646	1.0	119,646
		7.0	\$765,883	7.0	\$771,337	7.0	\$771,337
13145-Economic Development							
0056-Project Director	22	2.0	212,589	2.0	216,880	2.0	216,880
5664-Dep Dir of Economic Develop	24	1.0	126,721	1.0	126,721	1.0	126,721
6294-Economic Development Prog Mgr	23	2.0	159,860	2.0	161,890	2.0	161,890
		5.0	\$499,170	5.0	\$505,491	5.0	\$505,491
Total Salaries and Positions		12.0	\$1,265,053	12.0	\$1,276,828	12.0	\$1,276,828
Turnover Adjustment		-	(37,952)	-	(38,305)	-	(38,305)
Operating Fund Totals		12.0	\$1,227,102	12.0	\$1,238,523	12.0	\$1,238,523

PERSONAL SERVICES - SUMMARY OF POSITIONS BY GRADE

Salary Grade	2021 Approved & Adopted		2022 Department Request		2022 President's Recommendation	
	FTE Pos.	Salaries	FTE Pos.	Salaries	FTE Pos.	Salaries
20	1.0	79,275	1.0	80,876	1.0	80,876
22	4.0	403,666	4.0	411,810	4.0	411,810
23	2.0	159,860	2.0	161,890	2.0	161,890
24	5.0	622,252	5.0	622,252	5.0	622,252
Total Salaries and Positions	12.0	\$1,265,053	12.0	\$1,276,828	12.0	\$1,276,828
Turnover Adjustment	-	\$(37,952)	-	\$(38,305)	-	\$(38,305)
Operating Funds Total	12.0	\$1,227,102	12.0	\$1,238,523	12.0	\$1,238,523

MISSION

The Department of Building and Zoning promotes the health, safety, and welfare of Cook County residents by performing responsible and timely inspections of buildings and properties and enforcing all applicable building codes and zoning ordinances.

MANDATES

Except for single-family residences, the Department must inspect annually, semi-annually, or otherwise such buildings, structures, equipment, sites and uses for which a certificate of compliance (occupancy) or business license has been issued including all multiple dwellings of four or more units.

OPERATIONAL HIGHLIGHTS: 2021 INITIATIVES AND OUTCOMES

Building and Zoning continues to improve its current processes and procedures. Our Department's ongoing efforts include working closely with the Bureau of Technology (BOT) and our consultants to enhance the web-based permitting system that launched at the end of FY2016. The equipment and hardware necessary to support this system receive frequent updates and maintenance as needed. We will continue working with BOT and our consultants to expand our electronic, web-based, building permit, and inspection process. This system will continue to improve the efficiency of our staff and will result in a higher level of customer service, transparency, and accountability.

The Department recently updated the County's building code to create a consistent set of regulations with respect to bordering governing bodies and municipal entities. This endeavor continues to encourage economic development in unincorporated Cook County and could also add a level of interest to municipalities to incorporate these properties as they would be developed under uniform guidelines. Furthermore, it adds a level of transparency to the County as we would be adopting "universal regulations" that are the standard for all of Cook County. The adopting components provide an underlining theme of open government, improvement of services, innovative leadership, economic development, and consistency with bordering municipalities.

OPERATIONAL OPPORTUNITIES: 2022 INITIATIVES AND GOALS

The Department continues to improve current processes and procedures by working closely with the Bureau of Technology and its consultants to enhance its web-based permitting and inspection system. In FY 2022, the Department will continue working with the associated building trades to implement and expand their building code regulations to address and promote green technology and to provide current and consistent guidelines that best serve the County's constituents.

Performance Metric Name	2019 Actual	2020 Actual	2021 Target	2021 Projection	2022 Target
Percent of Yearly Inspections Completed		100%	100%	100	100
Percent Change in Number of Permits Issued		6.0%	0.0%	0.0%	0.0%
Percent Change in Number of Permit Applications Received Electronically		66.6%	50%	45%	50%

BUDGET HIGHLIGHTS

- The Department conducts 2,135 annual task force inspections by two teams of four inspectors per year throughout the 65-square miles of unincorporated Cook County in addition to all Cook County Forest Preserve property, generating approximately \$550,000 annually in revenue.
- The Department issued 1,280 permits YTD in FY2021 with an average of 186 issued permits per month, for a total revenue of \$1,211,219.00.

Fund Category	Appropriations (\$ thousands)			
	2019 Adopted	2020 Adopted	2021 Adopted	2022 Recommended
Corporate Fund	4,680	4,966	4,995	5,247
Special Purpose Funds	0	0	0	99
Total Funds	4,680	4,966	4,995	5,346
Expenditures by Type				
Personnel	4,430	4,715	4,684	4,935
Non Personnel	250	251	311	410
Total Funds	4,680	4,966	4,995	5,346
FTE Positions	43.1	45.0	45.0	45.0

Program Description	2021		2022	
	FTE Pos.	Adopted	FTE Pos.	Appropriation
10155-Administration	7.0	1,127,019	7.0	1,252,239
15105-Inspections Unit	22.0	2,638,164	22.0	2,760,829
20192-COVID-19	0.0	50,000	0.0	2,250
33955-Zoning and Permits	16.0	1,179,838	16.0	1,231,606
60162-ARPA - Revenue Loss	0.0	0	0.0	99,000
Total	45.0	4,995,021	45.0	5,345,924

DISTRIBUTION BY APPROPRIATION CLASSIFICATION

Account	2021 Approved & Adopted	Department Request	President's Recommendation	Difference
Personal Services				
501005-Salaries and Wages of Employees With Benefits	3,802,456	4,001,974	4,001,974	199,518
501295-Salaries and Wages of Per Diem Employees	15,080	15,080	15,080	0
501510-Mandatory Medicare Cost	59,690	60,042	60,042	352
501585-Insurance Benefits	710,756	747,731	747,731	36,975
501765-Professional Develop/Fees	15,800	22,600	22,600	6,800
501835-Transportation and Travel Expenses	80,000	88,000	88,000	8,000
Personal Services Total	4,683,781	4,935,427	4,935,427	251,646
Contractual Service				
520149-Communication Services	10,699	10,479	10,479	(220)
520259-Postage	9,500	11,000	11,000	1,500
520485-Graphics and Reproduction Services	3,000	3,000	3,000	0
520825-Professional Services	3,000	140,000	140,000	137,000
Contractual Service Total	26,199	164,479	164,479	138,280
Supplies & Materials				
530170-Institutional Supplies	50,000	2,250	2,250	(47,750)
530600-Office Supplies	4,000	5,000	5,000	1,000
531645-Computer and Data Processing Supplies	10,500	10,500	10,500	0
Supplies & Materials Total	64,500	17,750	17,750	(46,750)
Operations & Maintenance				
540129-Maintenance and Subscription Services	113,766	13,637	13,637	(100,129)
540345-Property Maintenance and Operations	98,580	107,435	107,435	8,855
Operations & Maintenance Total	212,346	121,072	121,072	(91,274)
Rental & Leasing				
550005-Office and Data Processing Equip Rental	2,000	2,000	2,000	0
550029-Countywide Office and Data Processing Equip Rental	6,195	6,196	6,196	1
Rental & Leasing Total	8,195	8,196	8,196	1
Operating Funds Total	4,995,021	5,246,924	5,246,924	251,903

PERSONAL SERVICES - SUMMARY OF POSITIONS BY PROGRAM AND JOB CODE

Job Code/Title	Grade	2021 Approved & Adopted		2022 Department Request		2022 President's Recommendation	
		FTE Pos.	Salaries	FTE Pos.	Salaries	FTE Pos.	Salaries
10155-Administration							
1401-Assistant to Commissioner	21	1.0	102,479	1.0	104,547	1.0	104,547
1405-Building Code Administrator	21	1.0	69,164	1.0	70,558	1.0	70,558
1407-Commissioner	24	1.0	128,502	1.0	128,501	1.0	128,501
1408-Deputy Commissioner	22	1.0	120,294	1.0	122,717	1.0	122,717
1417-Zoning Administrator	21	1.0	102,689	1.0	104,762	1.0	104,762
4095-Chief Plan Examiner	23	1.0	91,472	1.0	93,316	1.0	93,316
5818-Executive Assistant I	20	1.0	69,320	1.0	70,715	1.0	70,715
		7.0	\$683,922	7.0	\$695,117	7.0	\$695,117
15105-Inspections Unit							
1404-Building and Zoning Inspector	X	6.0	618,384	6.0	621,005	6.0	621,005
1410-Chief Building Inspector	22	1.0	114,056	1.0	116,353	1.0	116,353
1411-Elevator Inspector	X	1.0	123,698	1.0	121,618	1.0	121,618
2225-Ventilating Inspector	X	2.0	208,582	2.0	208,915	2.0	208,915
2327-Chief Electrical Inspector	X	1.0	117,208	1.0	116,480	1.0	116,480
2330-Electrical Inspector	X	5.0	554,840	5.0	551,200	5.0	551,200
2348-Chief Plumbing Inspector	X	1.0	123,552	1.0	123,802	1.0	123,802
2353-Plumbing Inspector	X	5.0	572,520	5.0	573,040	5.0	573,040
		22.0	\$2,432,840	22.0	\$2,432,413	22.0	\$2,432,413
33955-Zoning and Permits							
0046-Admin Assistant I	12	8.0	401,923	8.0	412,622	8.0	412,622
0174-Bookkeeper IV	14	1.0	56,774	1.0	57,362	1.0	57,362
0291-Administrative Analyst I	17	2.0	100,346	3.0	151,152	3.0	151,152
1403-Architectural Plan Examiner	22	1.0	79,553	1.0	81,156	1.0	81,156
1418-Zoning Land Planner	18	1.0	52,310	-	-	-	-
1420-Zoning Plan Examiner I	X	1.0	103,064	1.0	103,501	1.0	103,501
1421-Zoning Plan Examiner II	20	1.0	84,599	1.0	86,304	1.0	86,304
5531-Special Asst for Legal Affairs	24	1.0	106,121	1.0	106,121	1.0	106,121
		16.0	\$984,689	16.0	\$998,217	16.0	\$998,217
Total Salaries and Positions		45.0	\$4,101,451	45.0	\$4,125,746	45.0	\$4,125,746
Turnover Adjustment		-	(298,996)	-	(123,772)	-	(123,772)
Operating Fund Totals		45.0	\$3,802,456	45.0	\$4,001,974	45.0	\$4,001,974

PERSONAL SERVICES - SUMMARY OF POSITIONS BY GRADE

Salary Grade	2021 Approved & Adopted		2022 Department Request		2022 President's Recommendation	
	FTE Pos.	Salaries	FTE Pos.	Salaries	FTE Pos.	Salaries
12	8.0	401,923	8.0	412,622	8.0	412,622
14	1.0	56,774	1.0	57,362	1.0	57,362
17	2.0	100,346	3.0	151,152	3.0	151,152
18	1.0	52,310	-	-	-	-
20	2.0	153,920	2.0	157,019	2.0	157,019
21	3.0	274,333	3.0	279,867	3.0	279,867
22	3.0	313,903	3.0	320,226	3.0	320,226
23	1.0	91,472	1.0	93,316	1.0	93,316
24	2.0	234,623	2.0	234,622	2.0	234,622
X	22.0	2,421,848	22.0	2,419,560	22.0	2,419,560
Total Salaries and Positions	45.0	\$4,101,451	45.0	\$4,125,746	45.0	\$4,125,746
Turnover Adjustment	-	\$(298,996)	-	\$(123,772)	-	\$(123,772)
Operating Funds Total	45.0	\$3,802,456	45.0	\$4,001,974	45.0	\$4,001,974

MISSION

The mission of the Zoning Board of Appeals is to preserve community safety and property values in unincorporated Cook County by assisting in the enforcement of land development standards in compliance with the Cook County Zoning Ordinance and Comprehensive Land Use Plan.

MANDATES

Zoning Ordinance Article 13.3.2

Expedite zoning relief applications in a timely manner, serve public notices for applications pursuant to the requirements of the Cook County Zoning Ordinances and Illinois Open Meetings Act, arrange and conduct public hearings for zoning relief applicants seeking, submit findings of facts and recommendations to the Cook County Board of Commissioners, record and archive applications documents from the public hearing findings.

**OPERATIONAL HIGHLIGHTS:
2021 INITIATIVES AND OUTCOMES**

- In FY2021, the ZBA provided exemplary service to zoning appeals applicants of unincorporated Cook County by conducting its virtual public hearings in a transparent, and equitable process. All applications were processed and expedited in a timely manner.
- ZBA sent out approximately 1,000 public notices to residents of Cook County through July 13, 2021 and processed and conducted hearings for 66 applications.
- In FY2021 the number of applications has increased sharply from last year. The COVID-19 crisis had a dual effect. Cases fell after the pandemic started but rebounded sharply throughout the crises. Home improvements, including additions, are a likely reason for the increase in cases.
- The number of days for completing the appeals process held steady which was below the targeted 45 days.

**OPERATIONAL OPPORTUNITIES:
2022 INITIATIVES AND GOALS**

- In FY2022, the ZBA will continue providing exemplary service by conducting its public hearings in a transparent, timely and equitable manner.
- Provide notices in a timely manner, and that are consistent with the requirements of the Zoning Ordinance and decrease the cost of completing public notices.
- Continue to improve the appeals process by collaborating with Building and Zoning. Includes streamlining the appeals process and making changes to the Zoning Ordinance.

Performance Metric Name	2019 Actual	2020 Actual	2021 Target	2021 Projection	2022 Target
Number of Appeals Cases	60	43	60	80	65
Average Number of Days between Referral and Public Hearing	35	42	35	40	35
Average Number of Days to Complete Appeals Applications	N/A	53	45	45	45
Cost per Activity Measure (Per Diem Cost per Meeting)	\$2,625.00	\$2,625.00	\$2,625.00	\$2,625.00	\$2,625.00

BUDGET HIGHLIGHTS

- Reduced number of ZBA hearings to no more than 16. The number of hearings held in the past was 24, but has been reduced to 16. Estimated cost savings is approximately \$14,000 annually.

Fund Category	Appropriations (\$ thousands)			
	2019 Adopted	2020 Adopted	2021 Adopted	2022 Recommended
Corporate Fund	441	453	433	404
Total Funds	441	453	433	404
Expenditures by Type				
Personnel	404	416	393	386
Non Personnel	37	38	40	17
Total Funds	441	453	433	404
FTE Positions	3.1	3.0	3.0	3.0

Program Description	2021		2022	
	FTE Pos.	Adopted	FTE Pos.	Appropriation
20192-COVID-19	0.0	1,640	0.0	800
33960-Zoning Appeals Program	3.0	431,217	3.0	403,000
Total	3.0	432,857	3.0	403,800

DISTRIBUTION BY APPROPRIATION CLASSIFICATION

Account	2021 Approved & Adopted	Department Request	President's Recommendation	Difference
Personal Services				
501005-Salaries and Wages of Employees With Benefits	277,665	283,078	283,078	5,414
501295-Salaries and Wages of Per Diem Employees	42,000	42,000	42,000	0
501510-Mandatory Medicare Cost	4,760	4,841	4,841	81
501585-Insurance Benefits	62,094	53,522	53,522	(8,572)
501765-Professional Develop/Fees	3,820	1,860	1,860	(1,960)
501835-Transportation and Travel Expenses	2,300	1,000	1,000	(1,300)
Personal Services Total	392,638	386,301	386,301	(6,337)
Contractual Service				
520149-Communication Services	770	770	770	0
520259-Postage	1,921	2,000	2,000	79
520485-Graphics and Reproduction Services	376	376	376	0
520609-Advertising and Promotions	800	800	800	0
Contractual Service Total	3,867	3,946	3,946	79
Supplies & Materials				
530170-Institutional Supplies	1,640	800	800	(840)
530600-Office Supplies	1,460	1,300	1,300	(160)
531645-Computer and Data Processing Supplies	388	388	388	0
Supplies & Materials Total	3,488	2,488	2,488	(1,000)
Operations & Maintenance				
540129-Maintenance and Subscription Services	1,376	1,085	1,085	(291)
540345-Property Maintenance and Operations	30,666	9,158	9,158	(21,508)
Operations & Maintenance Total	32,042	10,243	10,243	(21,799)
Rental & Leasing				
550029-Countywide Office and Data Processing Equip Rental	822	822	822	0
Rental & Leasing Total	822	822	822	0
Operating Funds Total	432,857	403,800	403,800	(29,057)

PERSONAL SERVICES - SUMMARY OF POSITIONS BY PROGRAM AND JOB CODE

Job Code/Title	Grade	2021 Approved & Adopted		2022 Department Request		2022 President's Recommendation	
		FTE Pos.	Salaries	FTE Pos.	Salaries	FTE Pos.	Salaries
33960-Zoning Appeals Program							
1416-Secretary to Zoning Board	24	1.0	122,085	1.0	122,085	1.0	122,085
1418-Zoning Land Planner	18	1.0	61,337	1.0	64,841	1.0	64,841
4014-Admin Assistant to Secretary	22	1.0	102,831	1.0	104,908	1.0	104,908
		3.0	\$286,252	3.0	\$291,833	3.0	\$291,833
Total Salaries and Positions		3.0	\$286,252	3.0	\$291,833	3.0	\$291,833
Turnover Adjustment		-	(8,588)	-	(8,755)	-	(8,755)
Operating Fund Totals		3.0	\$277,665	3.0	\$283,078	3.0	\$283,078

PERSONAL SERVICES - SUMMARY OF POSITIONS BY GRADE

Salary Grade	2021 Approved & Adopted		2022 Department Request		2022 President's Recommendation	
	FTE Pos.	Salaries	FTE Pos.	Salaries	FTE Pos.	Salaries
18	1.0	61,337	1.0	64,841	1.0	64,841
22	1.0	102,831	1.0	104,908	1.0	104,908
24	1.0	122,085	1.0	122,085	1.0	122,085
Total Salaries and Positions	3.0	\$286,252	3.0	\$291,833	3.0	\$291,833
Turnover Adjustment	-	\$(8,588)	-	\$(8,755)	-	\$(8,755)
Operating Funds Total	3.0	\$277,665	3.0	\$283,078	3.0	\$283,078

DISTRIBUTION BY APPROPRIATION CLASSIFICATION

Account	2021 Approved & Adopted	Department Request	President's Recommendation	Difference
Contractual Service				
521300-Special or Coop Programs	100,000	77,000	77,000	(23,000)
Contractual Service Total	100,000	77,000	77,000	(23,000)
Operating Funds Total				
	100,000	77,000	77,000	(23,000)

DISTRIBUTION BY APPROPRIATION CLASSIFICATION

Account	2021 Approved & Adopted	Department Request	President's Recommendation	Difference
Contractual Service				
520825-Professional Services	-	9,457,681	9,457,681	9,457,681
Contractual Service Total	-	9,457,681	9,457,681	9,457,681
Contingencies & Special Purpose				
580165-Grant Disbursements	-	44,658,378	44,658,378	44,658,378
580279-Contingency (As Mandated)	-	1,306,163	1,306,163	1,306,163
580419-Appropriation Transfer	-	952,343	952,343	952,343
Contingencies & Special Purpose Total	-	46,916,884	46,916,884	46,916,884
Operating Funds Total	0	56,374,566	56,374,566	56,374,566

DISTRIBUTION BY APPROPRIATION CLASSIFICATION

Account	2021 Approved & Adopted	Department Request	President's Recommendation	Difference
Personal Services				
501005-Salaries and Wages of Employees With Benefits	-	939,144	939,144	939,144
501225-Planned Benefit Adjustment	-	122,934	122,934	122,934
501510-Mandatory Medicare Cost	-	13,618	13,618	13,618
501540-Worker's Compensation	-	14,087	14,087	14,087
501585-Insurance Benefits	-	227,510	227,510	227,510
Personal Services Total	-	1,317,293	1,317,293	1,317,293
Operating Funds Total	0	1,317,293	1,317,293	1,317,293

PERSONAL SERVICES - SUMMARY OF POSITIONS BY PROGRAM AND JOB CODE

Job Code/Title	Grade	2021 Approved & Adopted		2022 Department Request		2022 President's Recommendation	
		FTE Pos.	Salaries	FTE Pos.	Salaries	FTE Pos.	Salaries
60162-ARPA - Revenue Loss							
0036-Chief of Admin Services	23	-	-	1.0	115,000	1.0	115,000
0056-Project Director	22	-	-	4.0	363,983	4.0	363,983
0223-Grant Analyst	21	-	-	2.0	138,328	2.0	138,328
4894-Compliance Officer	24	-	-	1.0	70,558	1.0	70,558
5244-Financial Analyst	21	-	-	1.0	69,164	1.0	69,164
5572-Project Coordinator	19	-	-	1.0	57,223	1.0	57,223
7018-Community Engagement Coordinat	17	-	-	1.0	61,976	1.0	61,976
8991-Program Analyst	20	-	-	1.0	62,912	1.0	62,912
		-	-	12.0	\$939,144	12.0	\$939,144
Total Salaries and Positions		0.0	\$0	12.0	\$939,144	12.0	\$939,144
Operating Fund Totals		0.0	\$0	12.0	\$939,144	12.0	\$939,144

PERSONAL SERVICES - SUMMARY OF POSITIONS BY GRADE

Salary Grade	2021 Approved & Adopted		2022 Department Request		2022 President's Recommendation	
	FTE Pos.	Salaries	FTE Pos.	Salaries	FTE Pos.	Salaries
17	-	-	1.0	61,976	1.0	61,976
19	-	-	1.0	57,223	1.0	57,223
20	-	-	1.0	62,912	1.0	62,912
21	-	-	3.0	207,492	3.0	207,492
22	-	-	4.0	363,983	4.0	363,983
23	-	-	1.0	115,000	1.0	115,000
24	-	-	1.0	70,558	1.0	70,558
Total Salaries and Positions	-	-	12.0	\$939,144	12.0	\$939,144
Operating Funds Total	-	-	12.0	\$939,144	12.0	\$939,144

DISTRIBUTION BY APPROPRIATION CLASSIFICATION

Account	2021 Approved & Adopted	Department Request	President's Recommendation	Difference
Contractual Service				
521300-Special or Coop Programs	-	19,894,066	19,894,066	19,894,066
Contractual Service Total	-	19,894,066	19,894,066	19,894,066
Operating Funds Total	0	19,894,066	19,894,066	19,894,066

DISTRIBUTION BY APPROPRIATION CLASSIFICATION

Account	2021 Approved & Adopted	Department Request	President's Recommendation	Difference
Operations & Maintenance				
540129-Maintenance and Subscription Services	-	99,000	99,000	99,000
Operations & Maintenance Total	-	99,000	99,000	99,000
Operating Funds Total	0	99,000	99,000	99,000



SUMMARY OF APPROPRIATIONS

Department and Title	2021 Approved & Adopted	Department Request	President's Recommendation	Difference
Corporate Fund				
1031-Office of Asset Management	2,925,619	5,190,004	5,190,004	2,264,385
Corporate Fund Total	\$2,925,619	\$5,190,004	\$5,190,004	\$2,264,385
Public Safety Fund				
1200-Department of Facilities Management	59,457,415	60,965,441	60,965,441	1,508,026
Public Safety Fund Total	\$59,457,415	\$60,965,441	\$60,965,441	\$1,508,026
General Funds Total	\$62,383,034	\$66,155,445	\$66,155,445	\$3,772,411
Special Purpose Funds				
11286-American Rescue Plan Act (ARPA) Fund	-	1,300,081	1,300,081	1,300,081
Special Purpose Funds Total	\$0	\$1,300,081	\$1,300,081	\$1,300,081
Total Appropriations	\$62,383,034	\$67,455,527	\$67,455,527	\$5,072,493

SUMMARY OF POSITIONS

Department and Title	2021 Approved Positions	2022 Department Request	2022 President's Recommendation	Difference
Corporate Fund				
1031-Office of Asset Management	30.0	38.0	38.0	8.0
Corporate Fund Total	30.0	38.0	38.0	8.0
Public Safety Fund				
1200-Department of Facilities Management	524.0	524.0	524.0	-
Public Safety Fund Total	524.0	524.0	524.0	-
General Funds Total	554.0	562.0	562.0	8.0
Total Positions	554.0	562.0	562.0	8.0

DISTRIBUTION BY APPROPRIATION CLASSIFICATION

Account	2021 Approved & Adopted	Department Request	President's Recommendation	Difference
Personal Services				
501005-Salaries and Wages of Employees With Benefits	43,037,803	43,477,472	43,477,472	439,669
501165-Planned Salary Adjustment	13,700	54,091	54,091	40,391
501210-Planned Overtime Compensation	1,000,000	1,200,000	1,200,000	200,000
501510-Mandatory Medicare Cost	684,488	684,645	684,645	157
501540-Worker's Compensation	1,904,082	1,925,778	1,925,778	21,696
501585-Insurance Benefits	9,809,750	9,522,956	9,522,956	(286,794)
501765-Professional Develop/Fees	22,820	57,733	57,733	34,913
501835-Transportation and Travel Expenses	5,700	25,000	25,000	19,300
Personal Services Total	56,478,343	56,947,675	56,947,675	469,332
Contractual Service				
520049-Scavenger and Hazardous Materail Services	140,000	250,000	250,000	110,000
520149-Communication Services	161,558	217,179	217,179	55,621
520259-Postage	900	1,746	1,746	846
520279-Shipping and Freight Services	250	250	250	0
520389-Contract Maintenance Service	600,000	600,000	600,000	0
520485-Graphics and Reproduction Services	3,280	4,530	4,530	1,250
520825-Professional Services	155,000	979,000	979,000	824,000
521005-Professional Legal Expenses	3,500	3,500	3,500	0
521200-Laboratory Testing and Analysis	12,000	12,000	12,000	0
521530-Non-Capitalizable Project Service Costs	100,000	100,000	100,000	0
Contractual Service Total	1,176,488	2,168,205	2,168,205	991,717
Supplies & Materials				
530100-Wearing Apparel	6,000	8,000	8,000	2,000
530170-Institutional Supplies	2,585,960	3,150,000	3,150,000	564,040
530600-Office Supplies	13,395	13,695	13,695	300
530635-Books, Periodicals and Publish	1,414	1,414	1,414	0
531645-Computer and Data Processing Supplies	850	850	850	0
Supplies & Materials Total	2,607,619	3,173,959	3,173,959	566,340
Operations & Maintenance				
540005-Utilities	48,500	50,000	50,000	1,500
540129-Maintenance and Subscription Services	535,622	635,046	635,046	99,424
540245-Automotive Operations and Maintenance	17,000	62,000	62,000	45,000
540345-Property Maintenance and Operations	3,852,185	4,214,481	4,214,481	362,296
Operations & Maintenance Total	4,453,307	4,961,527	4,961,527	508,220
Rental & Leasing				
550029-Countywide Office and Data Processing Equip Rental	26,775	20,791	20,791	(5,984)
550099-Institutional Equipment Rental	140,000	140,000	140,000	0
Rental & Leasing Total	166,775	160,791	160,791	(5,984)
Contingencies & Special Purpose				
580419-Appropriation Transfer	(2,499,497)	(1,256,712)	(1,256,712)	1,242,785
Contingencies & Special Purpose Total	(2,499,497)	(1,256,712)	(1,256,712)	1,242,785
Operating Funds Total	62,383,034	66,155,445	66,155,445	3,772,411

DISTRIBUTION BY APPROPRIATION CLASSIFICATION

Account	2021 Approved & Adopted	Department Request	President's Recommendation	Difference
Personal Services				
501005-Salaries and Wages of Employees With Benefits	-	854,541	854,541	854,541
501510-Mandatory Medicare Cost	-	12,391	12,391	12,391
501540-Worker's Compensation	-	13,069	13,069	13,069
501585-Insurance Benefits	0	420,080	420,080	420,080
Personal Services Total	0	1,300,081	1,300,081	1,300,081
Operating Funds Total	0	1,300,081	1,300,081	1,300,081

MISSION

The Bureau of Asset Management serves as a steward of County assets and optimizes the asset life cycle through Real Estate, Capital Planning, Facilities Management, and Financial Control. The Bureau’s mission is to build equitable and sustainable communities for all residents.

MANDATES

(Sec. 2-361) Real Estate: Recommendations for Sale, Purchase or Lease.

(55 ILCS 5/3-14003 & 5/3-14004) Creation of a department of construction, maintenance and operations.

(55 ILCS 5/2-5009) Supervise the care and custody of all county property.

**OPERATIONAL HIGHLIGHTS:
2021 INITIATIVES AND OUTCOMES**

HARRISON SQUARE

Harrison Square is part of the Central Campus redevelopment. The improvements include a hotel, food court, childcare center, medical museum, and medical office space and clinic, and a Bright Horizons Daycare. The next phase of Harrison Square will continue pre-development activities for a residential structure behind the former Cook County Hospital building.

BELMONT-CRAGIN HEALTH CENTER

In partnership with Cook County Health (CCH), the Bureau broke ground in late FY2019 and completed design work in FY2020 on the new Belmont-Cragin Health Center. The new clinic is under construction and is scheduled to open in October of 2021 as a 25,000 SF, two-story facility. This new facility will allow CCH to increase access to care for the neighborhood currently served by the Logan Square Health Clinic.

OAK FOREST CAMPUS STRATEGIC PLAN

A consultant will conduct an analysis of the Oak Forest Campus and engage in a community-driven process to determine the most viable redevelopment options for the campus. Capital Planning has begun the design process for the capping and realigning of utilities, environmental remediation, and securing a construction manager at-risk.

**OPERATIONAL OPPORTUNITIES:
2022 INITIATIVES AND GOALS**

ROSEMONT TRANSIT ORIENTED DEVELOPMENT

The County owns and seeks to develop an approximate 9.7-acre triangular parcel within the Village of Rosemont. It is anticipated that an RFP will be issued second quarter of FY2022 with a goal of creating an expanded multi-modal transportation hub with commercial development.

COURTROOM TECHNOLOGY UPGRADES

In response to the pandemic, the Bureau reconfigured over 300 courtrooms to facilitate socially-distanced trials. Lessons learned from “Zoom court” will be leveraged to develop plans for system-wide upgrades to increase public access to the justice system.

CLEAN ENERGY PLAN

The County is pursuing a renewable energy Power Purchase Agreement in 2021 and 2022 as part of the Clean Energy Plan goal of 100% renewable energy for electricity by 2030. Lighting upgrades were completed at the Domestic Violence Courthouse and Juvenile Temporary Detention Center West. Changes to the heating and cooling systems were implemented at Bridgeview, Rolling Meadows, and Skokie Courthouses that saved 2,670,000 kWh, the equivalent to energy use of 228 homes in 1 year.

Performance Metric Name	2019 Actual	2020 Actual	2021 Target	2021 Projection	2022 Target
Percent of Capital Improvement Projects in active status	N/A	67%	60%	62%	65%
Percent change in greenhouse gas emissions from Cook County facilities	N/A	-8.0%	-2.5%	-2.5%	-2.5%
Percent change in water usage from Cook County facilities	N/A	-5%	-3.3%	-3.3%	-3.3%
Average tenant satisfaction survey score	N/A	3.5	3.5	3.5	3.6
Percent of available lease space ready for occupancy quarterly	N/A	8.8%	1.0%	1.3%	1.1%

BUDGET HIGHLIGHTS

- Increase of 13% in lease revenue budgeted at 69 W. Washington due to new leases with the State of Illinois.
- Initial implementation of the Asset Management System to commence in FY2022.
- Expansion of Workplace Strategy and Design focused on optimizing space to support work functions.

Fund Category	Appropriations (\$ thousands)			
	2019 Adopted	2020 Adopted	2021 Adopted	2022 Recommended
Corporate Fund	3,839	4,181	2,926	5,190
Total Funds	3,839	4,181	2,926	5,190
Expenditures by Type				
Personnel	3,097	3,506	3,395	4,228
Non Personnel	741	675	(470)	962
Total Funds	3,839	4,181	2,926	5,190
FTE Positions	28.1	31.0	30.0	38.0

	Program Description	2021		2022	
		FTE Pos.	Adopted	FTE Pos.	Appropriation
10155-Administration	Supervises departmental operations and manages administrative functions.	10.0	224,060	10.0	1,317,718
11195-Capital Planning and Policy	Provides safe, secure and accessible facilities through capital construction projects for all County departments and elected officials.	13.0	1,664,346	20.0	2,341,409
20192-COVID-19	Expenses associated with mitigating the effects and spread of COVID-19, not otherwise required as part of the County's normal operations.	0.0	2,960	0.0	0
33930-Real Estate Program	Manages real estate owned or leased by Cook County; makes recommendations for sale, purchase or lease of real estate; and maintains an inventory of County real estate assets.	7.0	934,253	8.0	1,430,877
11190-Capital Improvement Projects	Addition of a permanent structural change or the restoration of some aspect of a property that will either enhance the property's overall value, prolongs its useful life, or adapt it to new uses	0.0	100,000	0.0	100,000
Total		30.0	2,925,619	38.0	5,190,004

DISTRIBUTION BY APPROPRIATION CLASSIFICATION

Account	2021 Approved & Adopted	Department Request	President's Recommendation	Difference
Personal Services				
501005-Salaries and Wages of Employees With Benefits	2,810,902	3,527,856	3,527,856	716,954
501165-Planned Salary Adjustment	3,600	32,052	32,052	28,452
501510-Mandatory Medicare Cost	42,903	55,004	55,004	12,101
501585-Insurance Benefits	523,984	547,210	547,210	23,226
501765-Professional Develop/Fees	10,610	44,433	44,433	33,823
501835-Transportation and Travel Expenses	3,200	21,000	21,000	17,800
Personal Services Total	3,395,199	4,227,555	4,227,555	832,356
Contractual Service				
520149-Communication Services	9,662	9,496	9,496	(166)
520259-Postage	800	1,646	1,646	846
520279-Shipping and Freight Services	200	200	200	0
520485-Graphics and Reproduction Services	1,280	2,530	2,530	1,250
520825-Professional Services	150,000	579,000	579,000	429,000
521530-Non-Capitalizable Project Service Costs	100,000	100,000	100,000	0
Contractual Service Total	261,942	692,872	692,872	430,930
Supplies & Materials				
530170-Institutional Supplies	2,960	-	-	(2,960)
530600-Office Supplies	3,395	3,695	3,695	300
530635-Books, Periodicals and Publish	444	444	444	0
531645-Computer and Data Processing Supplies	850	850	850	0
Supplies & Materials Total	7,649	4,989	4,989	(2,660)
Operations & Maintenance				
540129-Maintenance and Subscription Services	239,878	336,093	336,093	96,215
540345-Property Maintenance and Operations	174,425	183,182	183,182	8,757
Operations & Maintenance Total	414,303	519,275	519,275	104,972
Rental & Leasing				
550029-Countywide Office and Data Processing Equip Rental	8,009	2,025	2,025	(5,984)
Rental & Leasing Total	8,009	2,025	2,025	(5,984)
Contingencies & Special Purpose				
580419-Appropriation Transfer	(1,161,482)	(256,712)	(256,712)	904,770
Contingencies & Special Purpose Total	(1,161,482)	(256,712)	(256,712)	904,770
Operating Funds Total	2,925,619	5,190,004	5,190,004	2,264,385

PERSONAL SERVICES - SUMMARY OF POSITIONS BY PROGRAM AND JOB CODE

Job Code/Title	Grade	2021 Approved & Adopted		2022 Department Request		2022 President's Recommendation	
		FTE Pos.	Salaries	FTE Pos.	Salaries	FTE Pos.	Salaries
10155-Administration							
0056-Project Director	22	1.0	103,915	1.0	106,014	1.0	106,014
0112-Dir of Financial Control III	23	1.0	107,051	1.0	109,209	1.0	109,209
0620-Legislative Coordinator I	20	1.0	83,972	1.0	85,664	1.0	85,664
0721-Bureau Chief	24	1.0	164,832	1.0	187,142	1.0	187,142
0854-Public Information Officer	20	1.0	78,349	1.0	78,557	1.0	78,557
5531-Special Asst for Legal Affairs	24	1.0	111,456	0.0	1	0.0	1
5661-Deputy Bureau Chief	24	1.0	124,848	2.0	248,848	2.0	248,848
5819-Executive Assistant II	22	1.0	83,666	1.0	85,351	1.0	85,351
6080-Energy Manager	23	1.0	115,761	1.0	118,094	1.0	118,094
7989-Energy Analyst	21	1.0	69,164	1.0	70,602	1.0	70,602
		10.0	\$1,043,015	10.0	\$1,089,483	10.0	\$1,089,483
11195-Capital Planning and Policy							
0087-Dir of Capital Plan & Policy	24	1.0	140,454	1.0	140,454	1.0	140,454
0175-Planner V	21	1.0	74,873	1.0	76,378	1.0	76,378
0254-Business Manager IV	23	-	-	1.0	90,095	1.0	90,095
0292-Administrative Analyst II	19	1.0	64,784	1.0	66,089	1.0	66,089
0294-Administrative Analyst IV	22	1.0	97,842	1.0	99,811	1.0	99,811
0907-Clerk V	11	1.0	51,536	1.0	51,536	1.0	51,536
1052-Project Director II	21	-	-	3.0	243,416	3.0	243,416
1054-Project Director IV	23	4.0	433,369	5.0	529,901	5.0	529,901
5205-Deputy Director	24	1.0	120,854	2.0	233,854	2.0	233,854
5236-Assistant to Director	23	1.0	105,494	2.0	213,303	2.0	213,303
5819-Executive Assistant II	22	1.0	81,110	1.0	84,020	1.0	84,020
7807-ADA Compliance Proj Dir Fire/Life Safety	23	1.0	93,760	1.0	93,762	1.0	93,762
		13.0	\$1,264,076	20.0	\$1,922,620	20.0	\$1,922,620
33930-Real Estate Program							
0409-Dir of Real Estate	24	1.0	133,564	1.0	140,454	1.0	140,454
0624-Real Estate Analyst	23	1.0	86,828	1.0	88,576	1.0	88,576
5819-Executive Assistant II	22	1.0	83,127	1.0	84,803	1.0	84,803
6373-Space Planner & Document Mgr	23	2.0	168,637	2.0	172,035	2.0	172,035
6849-Development Manager	23	1.0	107,961	1.0	110,138	1.0	110,138
6858-Leasing Manager	21	1.0	71,636	1.0	73,081	1.0	73,081
9155-Deputy Director of Real Estate	23	-	-	1.0	112,204	1.0	112,204
		7.0	\$651,754	8.0	\$781,291	8.0	\$781,291
Total Salaries and Positions		30.0	\$2,958,844	38.0	\$3,793,394	38.0	\$3,793,394
Turnover Adjustment		-	(147,942)	-	(265,538)	-	(265,538)
Operating Fund Totals		30.0	\$2,810,902	38.0	\$3,527,856	38.0	\$3,527,856

PERSONAL SERVICES - SUMMARY OF POSITIONS BY GRADE

Salary Grade	2021 Approved & Adopted		2022 Department Request		2022 President's Recommendation	
	FTE Pos.	Salaries	FTE Pos.	Salaries	FTE Pos.	Salaries
11	1.0	51,536	1.0	51,536	1.0	51,536
19	1.0	64,784	1.0	66,089	1.0	66,089
20	2.0	162,322	2.0	164,222	2.0	164,222
21	3.0	215,673	6.0	463,477	6.0	463,477
22	5.0	449,660	5.0	459,999	5.0	459,999
23	12.0	1,218,861	16.0	1,637,318	16.0	1,637,318
24	6.0	796,008	7.0	950,752	7.0	950,752
Total Salaries and Positions	30.0	\$2,958,844	38.0	\$3,793,394	38.0	\$3,793,394
Turnover Adjustment	-	\$(147,942)	-	\$(265,538)	-	\$(265,538)
Operating Funds Total	30.0	\$2,810,902	38.0	\$3,527,856	38.0	\$3,527,856

MISSION

To maintain and operate Cook County facilities for the general public and Cook County Departments in a cost-effective manner and provide safe, reliable and clean facilities that support the business and services of the County.

MANDATES

(55 ILCS 5/2-5009) Any county executive elected under this Division shall: (j) supervise the care and custody of all county property including institutions and agencies.

(55 ILCS 5/3-14003) Department of construction, maintenance and operation.

OPERATIONAL HIGHLIGHTS: 2021 INITIATIVES AND OUTCOMES

COVID -19

The Department of Facilities Management (DFM) continues to adjust to changing guidance for implementing safety measures throughout Cook County buildings. In FY2021, one of our largest tasks is ensuring proper physical distancing measures are incorporated into every courtroom countywide, especially jury rooms and other judicial spaces. DFM worked closely with our criminal justice stakeholders, Department of Capital Planning, Department of Real Estate, and our public health partners to ensure public health guidance was at the forefront when implementing space layouts and usage. Additionally, DFM continues measures to improve indoor air quality as recommended by CDC guidance, increasing fresh air intake and filter changes.

INTERACTIVE TOUCHSCREEN TECHNOLOGY

In FY2021, DFM continues to work with the Bureau of Technology and Office of the Chief Procurement Officer to post an RFP for Countywide Touchscreens. Interactive Directory Touchscreens will have the ability to post County advertisements, public meetings, wayfinding, and (with required approval) allow for potential revenue generating advertisements in County Buildings.

OAK FOREST CAMPUS

DFM took over operation and maintenance of the Oak Forest Campus from Cook County Health in FY2021.

OPERATIONAL OPPORTUNITIES: 2022 INITIATIVES AND GOALS

INTERIOR BUILDING ASSET INVENTORY

DFM plans to use professional services toward the inventory of all building service equipment, which include chillers, hotwater tanks, compressors, etc. The granular data will also include the manufacturer, year, serial number, and model used at each building. Data gathering will be used in the forthcoming asset management information system.

RECYCLING

Begin the process to increase recycling and recycling awareness in County facilities, using professional services to create a robust recycling program to capture plastic, glass, and metal cans.

COVID-19

Continued research and feasible implementation of technology for improved air filtration/purification for best indoor air quality.

Performance Metric Name	2019 Actual	2020 Actual	2021 Target	2021 Projection	2022 Target
Percent increase in completion of in-house projects	N/A	120.3%	8%	8%	9%
Percent of work orders completed within established time (SLA)	N/A	56%	65%	65%	68%
Monthly operational cost per square foot	N/A	\$1.39	\$0.38	\$0.38	\$0.40
Percentage of completed work orders annually	N/A	94.60%	95%	94%	95%

BUDGET HIGHLIGHTS

- Increased Recycling Program
- Interior Building Asset Inventory update
- Increase in-house skilled trades projects

Fund Category	Appropriations (\$ thousands)			
	2019 Adopted	2020 Adopted	2021 Adopted	2022 Recommended
Public Safety Fund	55,213	56,318	59,457	60,965
Special Purpose Funds	0	0	0	1,300
Total Funds	55,213	56,318	59,457	62,266
Expenditures by Type				
Personnel	49,976	51,548	53,083	54,020
Non Personnel	5,236	4,770	6,374	8,245
Total Funds	55,213	56,318	59,457	62,266

Program Description	2021		2022	
	FTE Pos.	Adopted	FTE Pos.	Appropriation
11000-Bridgeview Courthouse	25.0	2,167,086	25.0	2,211,048
11375-Central Branch Courts	0.0	35,000	0.0	50,000
12330-County Building	39.0	3,694,061	39.0	3,546,977
12355-Countywide	39.5	9,649,477	44.0	11,289,324
12995-DOC - Health	21.0	2,268,993	21.0	2,719,995
13000-DOC - Maximum Security	28.0	3,645,179	28.0	3,647,376
13005-DOC - Medium Security	22.0	3,430,593	22.0	2,880,275
13010-DOC - Minimum Security	23.0	2,673,300	23.0	3,009,756
13015-DOC - Powerhouse	24.0	2,556,238	24.0	2,850,347
13020-DOC - Women	24.0	2,485,456	24.0	2,985,215
13060-Domestic Violence	17.0	1,551,949	17.0	1,544,748
14130-Forensic Institute	8.0	939,271	8.0	1,037,535
14710-Hawthorne Warehouse	0.0	6,000	0.0	20,000
15390-Juvenile East	38.0	4,538,228	37.0	4,609,818
15410-Juvenile West	25.0	1,859,593	25.0	1,771,838
15775-Markham Courthouse	27.0	2,372,952	27.0	2,448,571
15850-Maywood Courthouse	24.0	2,264,106	23.0	2,138,492
16695-Oak Forest Health Center	18.0	1,703,264	18.0	1,806,948
19010-Rockwell Warehouse	23.0	2,157,513	24.0	2,334,714
19025-Rolling Meadows Courthouse	29.0	2,496,992	29.0	2,528,592

	Program Description	2021		2022	
		FTE Pos.	Adopted	FTE Pos.	Appropriation
19355-Skokie Courthouse	Provides facilities management/operation, repairs and maintenance, including infrastructure renovations, snow removal, recycling, and environmental services	27.0	2,407,702	26.0	2,539,275
20192-COVID-19	Expenses associated with mitigating the effects and spread of COVID-19, not otherwise required as part of the County's normal operations.	0.0	795,633	0.0	0
23720-Cicero Records Storage Center- 1330 S. 54th Avenue	Provides facilities management/operation, repairs and maintenance, including infrastructure renovations, snow removal, recycling, and environmental services.	0.0	80,000	0.0	85,000
35830-Facilities Management - Criminal Court Building	Provides facilities management/operation, repairs and maintenance, including infrastructure renovations, snow removal, recycling, and environmental services	42.5	3,678,828	40.0	2,909,598
60162-ARPA - Revenue Loss	Use of ARPA SLFRF funds for the provision of government services to the extent of reduction in revenue as determined by Dept. of Treasury calculation for revenue loss.	0.0	0	0.0	1,300,081
Total		524.0	59,457,415	524.0	62,265,522

DISTRIBUTION BY APPROPRIATION CLASSIFICATION

Account	2021 Approved & Adopted	Department Request	President's Recommendation	Difference
Personal Services				
501005-Salaries and Wages of Employees With Benefits	40,226,901	39,949,616	39,949,616	(277,285)
501165-Planned Salary Adjustment	10,100	22,039	22,039	11,939
501210-Planned Overtime Compensation	1,000,000	1,200,000	1,200,000	200,000
501510-Mandatory Medicare Cost	641,585	629,641	629,641	(11,944)
501540-Worker's Compensation	1,904,082	1,925,778	1,925,778	21,696
501585-Insurance Benefits	9,285,766	8,975,746	8,975,746	(310,020)
501765-Professional Develop/Fees	12,210	13,300	13,300	1,090
501835-Transportation and Travel Expenses	2,500	4,000	4,000	1,500
Personal Services Total	53,083,144	52,720,120	52,720,120	(363,024)
Contractual Service				
520049-Scavenger and Hazardous Material Services	140,000	250,000	250,000	110,000
520149-Communication Services	151,896	207,683	207,683	55,787
520259-Postage	100	100	100	0
520279-Shipping and Freight Services	50	50	50	0
520389-Contract Maintenance Service	600,000	600,000	600,000	0
520485-Graphics and Reproduction Services	2,000	2,000	2,000	0
520825-Professional Services	5,000	400,000	400,000	395,000
521005-Professional Legal Expenses	3,500	3,500	3,500	0
521200-Laboratory Testing and Analysis	12,000	12,000	12,000	0
Contractual Service Total	914,546	1,475,333	1,475,333	560,787
Supplies & Materials				
530100-Wearing Apparel	6,000	8,000	8,000	2,000
530170-Institutional Supplies	2,583,000	3,150,000	3,150,000	567,000
530600-Office Supplies	10,000	10,000	10,000	0
530635-Books, Periodicals and Publish	970	970	970	0
Supplies & Materials Total	2,599,970	3,168,970	3,168,970	569,000
Operations & Maintenance				
540005-Utilities	48,500	50,000	50,000	1,500
540129-Maintenance and Subscription Services	295,744	298,953	298,953	3,209
540245-Automotive Operations and Maintenance	17,000	62,000	62,000	45,000
540345-Property Maintenance and Operations	3,677,760	4,031,299	4,031,299	353,539
Operations & Maintenance Total	4,039,004	4,442,252	4,442,252	403,248
Rental & Leasing				
550029-Countywide Office and Data Processing Equip Rental	18,766	18,766	18,766	0
550099-Institutional Equipment Rental	140,000	140,000	140,000	0
Rental & Leasing Total	158,766	158,766	158,766	0
Contingencies & Special Purpose				
580419-Appropriation Transfer	(1,338,015)	(1,000,000)	(1,000,000)	338,015
Contingencies & Special Purpose Total	(1,338,015)	(1,000,000)	(1,000,000)	338,015
Operating Funds Total	59,457,415	60,965,441	60,965,441	1,508,026

PERSONAL SERVICES - SUMMARY OF POSITIONS BY PROGRAM AND JOB CODE

Job Code/Title	Grade	2021 Approved & Adopted		2022 Department Request		2022 President's Recommendation	
		FTE Pos.	Salaries	FTE Pos.	Salaries	FTE Pos.	Salaries
11000-Bridgeview Courthouse							
2317-Carpenter	X	1.0	103,064	1.0	103,501	1.0	103,501
2324-Electrician	X	1.0	104,728	1.0	106,080	1.0	106,080
2354-Painter	X	1.0	100,464	1.0	102,544	1.0	102,544
2412-Janitor II	X09	12.0	555,445	12.0	562,634	12.0	562,634
2413-Janitor III	X10	1.0	55,985	1.0	48,845	1.0	48,845
2433-Window Washer I	X17	1.0	57,346	1.0	57,346	1.0	57,346
2445-Mechanical Assistant	X	1.0	81,756	1.0	79,676	1.0	79,676
2451-Operating Engineer I	X	5.0	522,704	5.0	518,232	5.0	518,232
2452-Operating Engineer II	X	1.0	109,928	1.0	109,096	1.0	109,096
8766-Building Custodian Supervisor	18	1.0	53,229	1.0	54,302	1.0	54,302
		25.0	\$1,744,650	25.0	\$1,742,255	25.0	\$1,742,255
12330-County Building							
2276-Technical Service Supervisor	21	1.0	111,644	1.0	111,644	1.0	111,644
2317-Carpenter	X	1.0	103,064	1.0	103,501	1.0	103,501
2318-Carpenter Foreman	X	1.0	108,264	1.0	108,701	1.0	108,701
2324-Electrician	X	3.0	314,184	3.0	318,240	3.0	318,240
2350-Plumber	X	1.0	108,160	1.0	109,824	1.0	109,824
2354-Painter	X	3.0	301,392	3.0	307,632	3.0	307,632
2412-Janitor II	X09	17.0	733,229	17.0	727,091	17.0	727,091
2413-Janitor III	X10	1.0	55,985	1.0	55,985	1.0	55,985
2433-Window Washer I	X17	1.0	50,949	1.0	50,640	1.0	50,640
2445-Mechanical Assistant	X	2.0	163,513	2.0	159,353	2.0	159,353
2451-Operating Engineer I	X	5.0	522,704	5.0	518,232	5.0	518,232
2453-Operating Engineer III	X	2.0	241,446	2.0	240,032	2.0	240,032
8766-Building Custodian Supervisor	18	1.0	52,310	1.0	53,856	1.0	53,856
		39.0	\$2,866,844	39.0	\$2,864,730	39.0	\$2,864,730
12355-Countywide							
0047-Admin Assistant II	14	2.0	106,331	2.0	102,910	2.0	102,910
0048-Administrative Assistant III	16	2.0	120,249	2.0	121,199	2.0	121,199
0050-Administrative Assistant IV	18	4.0	269,512	4.0	272,818	4.0	272,818
0232-Cost Analyst II	17	1.0	59,886	1.0	61,091	1.0	61,091
0252-Business Manager II	20	1.0	64,067	1.0	65,357	1.0	65,357
0253-Business Manager III	22	2.0	186,450	2.0	190,212	2.0	190,212
0254-Business Manager IV	23	1.0	99,254	1.0	101,252	1.0	101,252
0263-Director	24	1.0	148,321	1.0	148,320	1.0	148,320
0293-Administrative Analyst III	21	1.0	69,164	1.0	69,164	1.0	69,164
0516-Executive Officer	24	-	-	1.0	115,000	1.0	115,000
0550-Project Mgr Support Services	21	1.0	102,767	1.0	104,842	1.0	104,842
0907-Clerk V	11	1.0	34,881	1.0	35,586	1.0	35,586
1221-Inventory Control Supervisor	22	1.0	81,555	1.0	83,200	1.0	83,200
1334-Construction Manager-Facilities	20	1.0	70,086	1.0	69,164	1.0	69,164
1413-Elevator Mechanic	X	1.0	123,698	1.0	121,618	1.0	121,618
2229-Specifications Engineer III	20	1.0	97,261	1.0	97,261	1.0	97,261
2339-Machinist Foreman	X	1.0	109,054	1.0	108,534	1.0	108,534
2341-Tinsmith Foreman	X	1.0	104,291	1.0	104,458	1.0	104,458
2346-Electrical Technician Foreman	X	1.0	110,968	1.0	110,240	1.0	110,240
2361-Plasterer	X	1.0	105,040	2.0	208,000	2.0	208,000
2392-Laborer	X	1.0	93,018	3.0	277,056	3.0	277,056
2395-Laborer Foreman	X	1.0	95,306	1.0	94,640	1.0	94,640
2410-Manager of Custodial Services	23	1.0	112,872	1.0	115,148	1.0	115,148

PERSONAL SERVICES - SUMMARY OF POSITIONS BY PROGRAM AND JOB CODE

Job Code/Title	Grade	2021 Approved & Adopted		2022 Department Request		2022 President's Recommendation	
		FTE Pos.	Salaries	FTE Pos.	Salaries	FTE Pos.	Salaries
2411-Janitor I	X11	0.5	17,323	1.0	34,649	1.0	34,649
2454-Operating Engineer IV	X	1.0	135,283	1.0	134,742	1.0	134,742
4008-Apprentice	XA1	1.0	49,999	1.0	49,999	1.0	49,999
5205-Deputy Director	24	2.0	226,376	2.0	226,375	2.0	226,375
5638-Data Entry Operator IV	13	1.0	36,714	1.0	36,714	1.0	36,714
5819-Executive Assistant II	22	1.0	104,463	1.0	106,573	1.0	106,573
6640-Property Manager - Facilities	21	1.0	71,541	1.0	72,984	1.0	72,984
6739-Facilities Compliance Manager	22	1.0	77,618	1.0	79,179	1.0	79,179
6751-General Manager of Facilities	23	1.0	111,987	1.0	114,246	1.0	114,246
7760-Glazier Foreman	X	1.0	95,368	1.0	96,408	1.0	96,408
8766-Building Custodian Supervisor	18	1.0	52,310	1.0	52,310	1.0	52,310
		39.5	\$3,343,012	44.0	\$3,781,247	44.0	\$3,781,247
12995-DOC - Health							
2317-Carpenter	X	4.0	412,256	4.0	414,003	4.0	414,003
2318-Carpenter Foreman	X	1.0	108,264	1.0	108,701	1.0	108,701
2336-Architectural Iron Worker	X	1.0	106,184	1.0	107,390	1.0	107,390
2445-Mechanical Assistant	X	1.0	81,756	1.0	79,676	1.0	79,676
2451-Operating Engineer I	X	12.0	1,254,490	12.0	1,243,757	12.0	1,243,757
2452-Operating Engineer II	X	1.0	109,928	1.0	109,096	1.0	109,096
2453-Operating Engineer III	X	1.0	120,723	1.0	120,016	1.0	120,016
		21.0	\$2,193,601	21.0	\$2,182,640	21.0	\$2,182,640
13000-DOC - Maximum Security							
2324-Electrician	X	1.0	104,728	1.0	104,000	1.0	104,000
2328-Electrical Equipt Technician	X	1.0	104,728	1.0	104,000	1.0	104,000
2334-Master Locksmith	X	1.0	106,184	1.0	107,390	1.0	107,390
2336-Architectural Iron Worker	X	2.0	212,368	2.0	214,781	2.0	214,781
2340-Tinsmith	X	4.0	386,880	4.0	386,880	4.0	386,880
2343-HVAC/R Technician - Service Pipefitter	X	1.0	105,248	1.0	105,560	1.0	105,560
2350-Plumber	X	15.0	1,622,400	15.0	1,647,360	15.0	1,647,360
2352-Plumber Foreman	X	2.0	229,008	2.0	229,216	2.0	229,216
2452-Operating Engineer II	X	1.0	109,928	1.0	109,096	1.0	109,096
		28.0	\$2,981,472	28.0	\$3,008,283	28.0	\$3,008,283
13005-DOC - Medium Security							
2328-Electrical Equipt Technician	X	3.0	314,184	3.0	312,000	3.0	312,000
2336-Architectural Iron Worker	X	1.0	106,184	1.0	107,390	1.0	107,390
2354-Painter	X	13.0	1,306,032	13.0	1,333,072	13.0	1,333,072
2356-Painter Foreman	X	2.0	225,514	2.0	226,054	2.0	226,054
2451-Operating Engineer I	X	3.0	313,622	3.0	310,939	3.0	310,939
		22.0	\$2,265,536	22.0	\$2,289,456	22.0	\$2,289,456
13010-DOC - Minimum Security							
2324-Electrician	X	15.0	1,570,920	15.0	1,587,040	15.0	1,587,040
2326-Electrician Foreman	X	2.0	221,936	2.0	220,480	2.0	220,480
2331-Machinist	X	3.0	311,563	3.0	310,003	3.0	310,003
2335-Arch Iron Worker Foreman	X	1.0	113,464	1.0	114,670	1.0	114,670
2354-Painter	X	1.0	100,464	1.0	102,544	1.0	102,544
2452-Operating Engineer II	X	1.0	109,928	1.0	109,096	1.0	109,096
		23.0	\$2,428,275	23.0	\$2,443,834	23.0	\$2,443,834
13015-DOC - Powerhouse							
2343-HVAC/R Technician - Service Pipefitter	X	2.0	210,496	2.0	211,120	2.0	211,120
2344-Steamfitter	X	5.0	526,240	5.0	527,800	5.0	527,800
2345-Steamfitter Foreman	X	1.0	111,488	1.0	111,800	1.0	111,800

PERSONAL SERVICES - SUMMARY OF POSITIONS BY PROGRAM AND JOB CODE

Job Code/Title	Grade	2021 Approved & Adopted		2022 Department Request		2022 President's Recommendation	
		FTE Pos.	Salaries	FTE Pos.	Salaries	FTE Pos.	Salaries
2392-Laborer	X	5.0	465,088	5.0	461,760	5.0	461,760
2444-Boiler Washer	X	1.0	81,756	1.0	79,676	1.0	79,676
2445-Mechanical Assistant	X	1.0	81,756	1.0	79,676	1.0	79,676
2446-Fireman Helper	X	1.0	78,312	1.0	79,676	1.0	79,676
2451-Operating Engineer I	X	7.0	731,786	7.0	725,525	7.0	725,525
2452-Operating Engineer II	X	1.0	109,928	1.0	109,096	1.0	109,096
		24.0	\$2,396,851	24.0	\$2,386,130	24.0	\$2,386,130
13020-DOC - Women							
2311-Bricklayer	X	2.0	199,181	2.0	197,850	2.0	197,850
2312-Bricklayer Foreman	X	1.0	109,346	1.0	108,826	1.0	108,826
2320-Glazier	X	3.0	286,104	3.0	289,224	3.0	289,224
2354-Painter	X	1.0	100,464	1.0	102,544	1.0	102,544
2445-Mechanical Assistant	X	2.0	163,513	2.0	159,353	2.0	159,353
2451-Operating Engineer I	X	13.0	1,359,030	13.0	1,347,403	13.0	1,347,403
2452-Operating Engineer II	X	1.0	109,928	1.0	109,096	1.0	109,096
2453-Operating Engineer III	X	1.0	120,723	1.0	120,016	1.0	120,016
		24.0	\$2,448,289	24.0	\$2,434,311	24.0	\$2,434,311
13060-Domestic Violence							
2317-Carpenter	X	1.0	103,064	1.0	103,501	1.0	103,501
2412-Janitor II	X09	6.0	274,394	6.0	275,911	6.0	275,911
2413-Janitor III	X10	2.0	104,830	2.0	96,978	2.0	96,978
2433-Window Washer I	X17	1.0	53,997	1.0	53,997	1.0	53,997
2451-Operating Engineer I	X	7.0	731,786	7.0	725,525	7.0	725,525
		17.0	\$1,268,070	17.0	\$1,255,911	17.0	\$1,255,911
14130-Forensic Institute							
2445-Mechanical Assistant	X	1.0	81,756	1.0	79,676	1.0	79,676
2451-Operating Engineer I	X	5.0	522,704	5.0	518,232	5.0	518,232
2452-Operating Engineer II	X	2.0	219,856	2.0	218,192	2.0	218,192
		8.0	\$824,316	8.0	\$816,100	8.0	\$816,100
15390-Juvenile East							
2317-Carpenter	X	9.0	927,576	8.0	828,006	8.0	828,006
2318-Carpenter Foreman	X	1.0	108,264	1.0	108,701	1.0	108,701
2324-Electrician	X	3.0	314,184	3.0	318,240	3.0	318,240
2326-Electrician Foreman	X	1.0	110,968	1.0	110,240	1.0	110,240
2328-Electrical Equipt Technician	X	5.0	523,640	5.0	520,000	5.0	520,000
2336-Architectural Iron Worker	X	1.0	106,184	1.0	107,390	1.0	107,390
2346-Electrical Technician Foreman	X	1.0	110,968	1.0	110,240	1.0	110,240
2350-Plumber	X	3.0	324,480	3.0	329,472	3.0	329,472
2352-Plumber Foreman	X	1.0	114,504	1.0	114,608	1.0	114,608
2354-Painter	X	3.0	301,392	3.0	307,632	3.0	307,632
2359-Sign Painter Shopman	X	1.0	83,325	1.0	82,867	1.0	82,867
2445-Mechanical Assistant	X	1.0	81,756	1.0	79,676	1.0	79,676
2451-Operating Engineer I	X	7.0	731,786	7.0	725,525	7.0	725,525
2453-Operating Engineer III	X	1.0	120,723	1.0	120,016	1.0	120,016
		38.0	\$3,959,750	37.0	\$3,862,614	37.0	\$3,862,614
15410-Juvenile West							
0047-Admin Assistant II	14	2.0	99,079	2.0	98,178	2.0	98,178
0050-Administrative Assistant IV	18	1.0	84,440	1.0	84,440	1.0	84,440
2335-Arch Iron Worker Foreman	X	1.0	113,464	1.0	114,670	1.0	114,670
2336-Architectural Iron Worker	X	1.0	106,184	1.0	107,390	1.0	107,390
2412-Janitor II	X09	16.0	712,809	16.0	712,790	16.0	712,790

PERSONAL SERVICES - SUMMARY OF POSITIONS BY PROGRAM AND JOB CODE

Job Code/Title	Grade	2021 Approved & Adopted		2022 Department Request		2022 President's Recommendation	
		FTE Pos.	Salaries	FTE Pos.	Salaries	FTE Pos.	Salaries
2413-Janitor III	X10	1.0	49,597	1.0	48,845	1.0	48,845
2433-Window Washer I	X17	1.0	50,640	1.0	50,943	1.0	50,943
8766-Building Custodian Supervisor	18	2.0	105,228	2.0	107,753	2.0	107,753
		25.0	\$1,321,439	25.0	\$1,325,009	25.0	\$1,325,009
15775-Markham Courthouse							
2317-Carpenter	X	1.0	103,064	1.0	103,501	1.0	103,501
2324-Electrician	X	1.0	104,728	1.0	106,080	1.0	106,080
2350-Plumber	X	1.0	108,160	1.0	109,824	1.0	109,824
2354-Painter	X	1.0	100,464	1.0	102,544	1.0	102,544
2412-Janitor II	X09	14.0	635,196	14.0	630,381	14.0	630,381
2413-Janitor III	X10	1.0	55,985	1.0	55,985	1.0	55,985
2433-Window Washer I	X17	1.0	51,195	1.0	51,401	1.0	51,401
2445-Mechanical Assistant	X	1.0	81,756	1.0	79,676	1.0	79,676
2451-Operating Engineer I	X	6.0	627,245	6.0	621,878	6.0	621,878
		27.0	\$1,867,793	27.0	\$1,861,271	27.0	\$1,861,271
15850-Maywood Courthouse							
2317-Carpenter	X	1.0	103,064	-	-	-	-
2318-Carpenter Foreman	X	1.0	108,264	1.0	108,701	1.0	108,701
2324-Electrician	X	1.0	104,728	1.0	106,080	1.0	106,080
2350-Plumber	X	1.0	108,160	1.0	109,824	1.0	109,824
2354-Painter	X	1.0	100,464	1.0	102,544	1.0	102,544
2412-Janitor II	X09	10.0	466,528	10.0	470,369	10.0	470,369
2413-Janitor III	X10	1.0	55,985	1.0	55,985	1.0	55,985
2433-Window Washer I	X17	1.0	57,346	1.0	57,346	1.0	57,346
2451-Operating Engineer I	X	5.0	522,704	5.0	518,232	5.0	518,232
2452-Operating Engineer II	X	1.0	109,928	1.0	109,096	1.0	109,096
8766-Building Custodian Supervisor	18	1.0	52,310	1.0	53,729	1.0	53,729
		24.0	\$1,789,480	23.0	\$1,691,906	23.0	\$1,691,906
16695-Oak Forest Health Center							
2130-Groundskeeper	DF	3.0	133,193	3.0	133,193	3.0	133,193
2148-Building Service Worker	DF	2.0	94,637	-	-	-	-
2331-Machinist	X	1.0	103,854	1.0	103,334	1.0	103,334
2344-Steamfitter	X	2.0	210,496	2.0	211,120	2.0	211,120
2392-Laborer	X	1.0	93,018	1.0	92,352	1.0	92,352
2412-Janitor II	X09	-	-	6.0	280,471	6.0	280,471
2451-Operating Engineer I	X	5.0	522,704	5.0	518,232	5.0	518,232
6824-Bldng Srvc Wrkr SEIU 73)	CG	1.0	45,011	-	-	-	-
6828-BuildingSrvcWorker(SEIU73)OFC	DH	3.0	142,016	-	-	-	-
		18.0	\$1,344,929	18.0	\$1,338,703	18.0	\$1,338,703
19010-Rockwell Warehouse							
0955-Data Entry Operator III/G11	11	1.0	51,536	1.0	51,536	1.0	51,536
2324-Electrician	X	1.0	104,728	1.0	104,000	1.0	104,000
2342-Pipe Coverer	X	2.0	214,240	3.0	319,800	3.0	319,800
2347-General Foreman	22	1.0	102,616	1.0	104,689	1.0	104,689
2354-Painter	X	1.0	100,464	1.0	102,544	1.0	102,544
2368-Pipe Coverer Foreman	X	1.0	112,320	1.0	113,006	1.0	113,006
2388-Pipe Coverer Material Handler	X	3.0	242,611	3.0	239,866	3.0	239,866
2422-Custodial Worker II	X05	3.0	128,293	3.0	128,172	3.0	128,172
2451-Operating Engineer I	X	5.0	522,704	5.0	518,232	5.0	518,232
2452-Operating Engineer II	X	1.0	109,928	1.0	109,096	1.0	109,096
2460-Security Officer II	11	4.0	188,133	4.0	174,901	4.0	174,901

PERSONAL SERVICES - SUMMARY OF POSITIONS BY PROGRAM AND JOB CODE

Job Code/Title	Grade	2021 Approved & Adopted		2022 Department Request		2022 President's Recommendation	
		FTE Pos.	Salaries	FTE Pos.	Salaries	FTE Pos.	Salaries
19025-Rolling Meadows Courthouse							
2317-Carpenter	X	1.0	103,064	1.0	103,501	1.0	103,501
2324-Electrician	X	2.0	209,456	2.0	210,080	2.0	210,080
2350-Plumber	X	1.0	108,160	1.0	109,824	1.0	109,824
2356-Painter Foreman	X	1.0	112,757	1.0	113,027	1.0	113,027
2412-Janitor II	X09	12.0	530,688	12.0	531,038	12.0	531,038
2413-Janitor III	X10	1.0	48,131	1.0	48,133	1.0	48,133
2433-Window Washer I	X17	1.0	57,346	1.0	50,640	1.0	50,640
2434-Window Washer II	X18	1.0	62,556	1.0	62,556	1.0	62,556
2451-Operating Engineer I	X	7.0	731,786	7.0	725,525	7.0	725,525
2452-Operating Engineer II	X	1.0	109,928	1.0	109,096	1.0	109,096
8766-Building Custodian Supervisor	18	1.0	53,234	1.0	54,307	1.0	54,307
		29.0	\$2,127,106	29.0	\$2,117,726	29.0	\$2,117,726
19355-Skokie Courthouse							
2317-Carpenter	X	1.0	103,064	1.0	103,501	1.0	103,501
2324-Electrician	X	1.0	104,728	1.0	106,080	1.0	106,080
2350-Plumber	X	1.0	108,160	1.0	109,824	1.0	109,824
2354-Painter	X	2.0	200,928	1.0	102,544	1.0	102,544
2412-Janitor II	X09	12.0	546,968	12.0	548,075	12.0	548,075
2413-Janitor III	X10	1.0	55,985	1.0	55,985	1.0	55,985
2433-Window Washer I	X17	1.0	50,640	1.0	50,640	1.0	50,640
2445-Mechanical Assistant	X	1.0	81,756	1.0	79,676	1.0	79,676
2451-Operating Engineer I	X	6.0	627,245	6.0	621,878	6.0	621,878
2453-Operating Engineer III	X	1.0	120,723	1.0	120,016	1.0	120,016
		27.0	\$2,000,197	26.0	\$1,898,219	26.0	\$1,898,219
35830-Facilities Management - Criminal Court Building							
0050-Administrative Assistant IV	18	1.0	84,440	1.0	52,310	1.0	52,310
1334-Construction Manager-Facilities	20	-	-	1.0	70,558	1.0	70,558
2297-Const Mgr Correctio Facilities	21	1.0	70,433	-	-	-	-
2317-Carpenter	X	4.0	412,256	2.0	207,002	2.0	207,002
2324-Electrician	X	1.0	104,728	1.0	104,000	1.0	104,000
2336-Architectural Iron Worker	X	1.0	106,184	1.0	107,390	1.0	107,390
2405-Building Custodian II	20	1.0	69,912	1.0	71,135	1.0	71,135
2411-Janitor I	X11	0.5	17,323	1.0	34,649	1.0	34,649
2412-Janitor II	X09	28.0	1,237,919	27.0	1,198,979	27.0	1,198,979
2413-Janitor III	X10	2.0	96,262	2.0	96,552	2.0	96,552
2433-Window Washer I	X17	2.0	109,781	2.0	111,087	2.0	111,087
2451-Operating Engineer I	X	1.0	104,541	1.0	103,646	1.0	103,646
		42.5	\$2,413,780	40.0	\$2,157,307	40.0	\$2,157,307
Total Salaries and Positions		524.0	\$43,462,964	524.0	\$43,423,496	524.0	\$43,423,496
Turnover Adjustment		-	(4,020,324)	-	(3,473,880)	-	(3,473,880)
Operating Fund Totals		524.0	\$39,442,640	524.0	\$39,949,616	524.0	\$39,949,616

PERSONAL SERVICES - SUMMARY OF POSITIONS BY GRADE

Salary Grade	2021 Approved & Adopted		2022 Department Request		2022 President's Recommendation	
	FTE Pos.	Salaries	FTE Pos.	Salaries	FTE Pos.	Salaries
11	6.0	274,549	6.0	262,023	6.0	262,023
13	1.0	36,714	1.0	36,714	1.0	36,714
14	4.0	205,409	4.0	201,088	4.0	201,088
16	2.0	120,249	2.0	121,199	2.0	121,199
17	1.0	59,886	1.0	61,091	1.0	61,091
18	13.0	807,013	13.0	785,825	13.0	785,825
20	4.0	301,326	5.0	373,474	5.0	373,474
21	5.0	425,550	4.0	358,634	4.0	358,634
22	6.0	552,703	6.0	563,852	6.0	563,852
23	3.0	324,113	3.0	330,645	3.0	330,645
24	3.0	374,697	4.0	489,696	4.0	489,696
CG	1.0	45,011	-	-	-	-
DF	5.0	227,829	3.0	133,193	3.0	133,193
DH	3.0	142,016	-	-	-	-
X	313.0	32,479,246	312.0	32,360,969	312.0	32,360,969
X05	3.0	128,293	3.0	128,172	3.0	128,172
X09	127.0	5,693,174	132.0	5,937,738	132.0	5,937,738
X10	11.0	578,746	11.0	563,293	11.0	563,293
X11	1.0	34,647	2.0	69,297	2.0	69,297
X17	10.0	539,238	10.0	534,038	10.0	534,038
X18	1.0	62,556	1.0	62,556	1.0	62,556
XA1	1.0	49,999	1.0	49,999	1.0	49,999
Total Salaries and Positions	524.0	\$43,462,964	524.0	\$43,423,496	524.0	\$43,423,496
Turnover Adjustment	-	\$(4,020,324)	-	\$(3,473,880)	-	\$(3,473,880)
Operating Funds Total	524.0	\$39,442,640	524.0	\$39,949,616	524.0	\$39,949,616

DISTRIBUTION BY APPROPRIATION CLASSIFICATION

Account	2021 Approved & Adopted	Department Request	President's Recommendation	Difference
Personal Services				
501005-Salaries and Wages of Employees With Benefits	-	854,541	854,541	854,541
501510-Mandatory Medicare Cost	-	12,391	12,391	12,391
501540-Worker's Compensation	-	13,069	13,069	13,069
501585-Insurance Benefits	-	420,080	420,080	420,080
Personal Services Total	-	1,300,081	1,300,081	1,300,081
Operating Funds Total				
	0	1,300,081	1,300,081	1,300,081



SUMMARY OF APPROPRIATIONS

Department and Title	2021 Approved & Adopted	Department Request	President's Recommendation	Difference
Corporate Fund				
1070-County Auditor	1,215,895	1,288,781	1,288,781	72,885
Corporate Fund Total	\$1,215,895	\$1,288,781	\$1,288,781	\$72,885
General Funds Total	\$1,215,895	\$1,288,781	\$1,288,781	\$72,885
Special Purpose Funds				
11286-American Rescue Plan Act (ARPA) Fund	-	956,355	956,355	956,355
Special Purpose Funds Total	-	\$956,355	\$956,355	\$956,355
Total Appropriations	\$1,215,895	\$2,245,136	\$2,245,136	\$1,029,241

SUMMARY OF POSITIONS

Department and Title	2021 Approved Positions	2022 Department Request	2022 President's Recommendation	Difference
Corporate Fund				
1070-County Auditor	12.0	12.0	12.0	-
Corporate Fund Total	12.0	12.0	12.0	-
General Funds Total	12.0	12.0	12.0	-
Special Purpose Funds				
11286-American Rescue Plan Act (ARPA) Fund	-	8.0	8.0	8.0
Special Purpose Funds Total	-	8.0	8.0	8.0
Special Revenue Fund Total	-	8.0	8.0	8.0
Total Positions	12.0	20.0	20.0	8.0

MISSION

The mission of the Office of the County Auditor (OCA) is to provide independent, objective assurance and consulting services designed to add value and improve County operations while promoting transparency and accountability in government.

MANDATES

The OCA operates in accordance with the County Ordinance, Chapter 2, Article IV, Division 6, Auditor, Sec. 2-311, which grants the OCA authority to conduct audits Countywide.

**OPERATIONAL HIGHLIGHTS:
2021 INITIATIVES AND OUTCOMES**

The OCA's FY 2021 initiative was to expand information technology audit coverage by hiring an Information Technology Auditor and expand planned audits to include technology components. We actively recruited for a candidate but were unsuccessful, due to competitiveness of the market. Existing staff did facilitate expanding technology related control testing, such as logical access and data integrity in current audits, by applying lessons learned from training sessions.

Professional development of staff was a high priority. Relevant external training sessions, offered by our professional organizations at free or reduced costs, were sought out; along with setting aside time to present in-house training. This combination of knowledge sharing allowed the OCA to focus on areas staff needed expansion and meet IIA and GAGAS training requirements.

The OCA established a schedule for following up on open recommendations. Management was asked quarterly for an update on their implementation status of agreed-upon recommendations. The OCA remains committed to working with management to assist with the implementation of recommendations by the targeted date to improve their operations.

**OPERATIONAL OPPORTUNITIES:
2022 INITIATIVES AND GOALS**

EXPAND AUDIT COVERAGE

The OCA is working to expand audit coverage throughout the County by increasing the number and scope of audits performed. By increasing the number of controls tested, we can assist in strengthening the County's overall internal control's structure and better use allocated resources (e.g., people, time, and money). To increase testing, human capital will be necessary. We plan on achieving this goal by bringing on additional staff resources.

STAFF TRAINING

The OCA has continued to request an increase in the Professional Development budget to provide staff better and more relevant training for audits conducted in FY 2022. A goal each fiscal year is to utilize free training whenever possible, but for FY 2022, the OCA will explore opportunities to increase the staff's professional development through focused training whilst keeping our training costs within budget.

Performance Metric Name	2019 Actual	2020 Actual	2021 Target	2021 Projection	2022 Target
Percent Change in Number of Final Audit Reports Issued	N/A	175%	10%	60%	10%
Percent of Audits Completed within Budgeted Hours	N/A	72.73%	80%	62.5%	80%
Percent of Implemented Audit Recommendations In Compliance	N/A	0%	70%	70%	70%

BUDGET HIGHLIGHTS

- In FY2022, the OCA will be adding 8 positions, additional training costs, funds to augment our staff with specialized outside resources and a conference room monitor to facilitate group viewing of files and meetings.

Fund Category	Appropriations (\$ thousands)			
	2019 Adopted	2020 Adopted	2021 Adopted	2022 Recommended
Corporate Fund	1,180	1,163	1,216	1,289
Special Purpose Funds	0	0	0	956
Total Funds	1,180	1,163	1,216	2,245
Expenditures by Type				
Personnel	1,139	1,122	1,173	2,044
Non Personnel	41	41	43	201
Total Funds	1,180	1,163	1,216	2,245
FTE Positions	12.0	12.0	12.0	20.0

Program Description	2021		2022	
	FTE Pos.	Adopted	FTE Pos.	Appropriation
15160-Internal Audits	12.0	1,212,827	12.0	1,288,781
20192-COVID-19	0.0	3,068	0.0	0
60162-ARPA - Revenue Loss	0.0	0	8.0	956,355
Total	12.0	1,215,895	20.0	2,245,136

DISTRIBUTION BY APPROPRIATION CLASSIFICATION

Account	2021 Approved & Adopted	Department Request	President's Recommendation	Difference
Personal Services				
501005-Salaries and Wages of Employees With Benefits	994,891	1,023,601	1,023,601	28,711
501165-Planned Salary Adjustment	-	6,000	6,000	6,000
501510-Mandatory Medicare Cost	14,872	15,525	15,525	653
501585-Insurance Benefits	153,968	155,938	155,938	1,970
501765-Professional Develop/Fees	9,650	28,000	28,000	18,350
501835-Transportation and Travel Expenses	-	9,000	9,000	9,000
Personal Services Total	1,173,381	1,238,065	1,238,065	64,684
Contractual Service				
520485-Graphics and Reproduction Services	100	450	450	350
520609-Advertising and Promotions	900	1,000	1,000	100
Contractual Service Total	1,000	1,450	1,450	450
Supplies & Materials				
530170-Institutional Supplies	3,068	-	-	(3,068)
530600-Office Supplies	300	2,500	2,500	2,200
530635-Books, Periodicals and Publish	-	1,000	1,000	1,000
Supplies & Materials Total	3,368	3,500	3,500	132
Operations & Maintenance				
540129-Maintenance and Subscription Services	3,904	12,346	12,346	8,442
540345-Property Maintenance and Operations	33,541	32,718	32,718	(823)
Operations & Maintenance Total	37,445	45,064	45,064	7,619
Rental & Leasing				
550029-Countywide Office and Data Processing Equip Rental	702	702	702	0
Rental & Leasing Total	702	702	702	0
Operating Funds Total	1,215,895	1,288,781	1,288,781	72,885

PERSONAL SERVICES - SUMMARY OF POSITIONS BY PROGRAM AND JOB CODE

Job Code/Title	Grade	2021 Approved & Adopted		2022 Department Request		2022 President's Recommendation	
		FTE Pos.	Salaries	FTE Pos.	Salaries	FTE Pos.	Salaries
15160-Internal Audits							
0051-Administrative Assistant V	20	1.0	85,844	1.0	87,572	1.0	87,572
0127-Auditing Supervisor	23	1.0	126,058	1.0	128,598	1.0	128,598
0128-County Auditor	24	1.0	153,000	1.0	150,000	1.0	150,000
0133-Field Auditor IV	19	3.0	183,987	3.0	207,919	3.0	207,919
0137-Field Auditor V	21	3.0	217,212	3.0	221,588	3.0	221,588
0140-IT Auditor V	21	1.0	69,164	1.0	69,164	1.0	69,164
4823-Deputy Auditor	24	1.0	133,172	1.0	133,171	1.0	133,171
6453-IT Auditor	19	1.0	57,223	1.0	72,700	1.0	72,700
		12.0	\$1,025,660	12.0	\$1,070,713	12.0	\$1,070,713
Total Salaries and Positions		12.0	\$1,025,660	12.0	\$1,070,713	12.0	\$1,070,713
Turnover Adjustment		-	(30,770)	-	(47,111)	-	(47,111)
Operating Fund Totals		12.0	\$994,891	12.0	\$1,023,601	12.0	\$1,023,601

PERSONAL SERVICES - SUMMARY OF POSITIONS BY GRADE

Salary Grade	2021 Approved & Adopted		2022 Department Request		2022 President's Recommendation	
	FTE Pos.	Salaries	FTE Pos.	Salaries	FTE Pos.	Salaries
19	4.0	241,210	4.0	280,619	4.0	280,619
20	1.0	85,844	1.0	87,572	1.0	87,572
21	4.0	286,376	4.0	290,752	4.0	290,752
23	1.0	126,058	1.0	128,598	1.0	128,598
24	2.0	286,172	2.0	283,171	2.0	283,171
Total Salaries and Positions	12.0	\$1,025,660	12.0	\$1,070,713	12.0	\$1,070,713
Turnover Adjustment	-	\$(30,770)	-	\$(47,111)	-	\$(47,111)
Operating Funds Total	12.0	\$994,891	12.0	\$1,023,601	12.0	\$1,023,601

DISTRIBUTION BY APPROPRIATION CLASSIFICATION

Account	2021 Approved & Adopted	Department Request	President's Recommendation	Difference
Personal Services				
501005-Salaries and Wages of Employees With Benefits	-	563,023	563,023	563,023
501225-Planned Benefit Adjustment	-	73,700	73,700	73,700
501510-Mandatory Medicare Cost	-	8,164	8,164	8,164
501540-Worker's Compensation	-	8,445	8,445	8,445
501585-Insurance Benefits	-	153,023	153,023	153,023
Personal Services Total	-	806,355	806,355	806,355
Contractual Service				
520825-Professional Services	-	150,000	150,000	150,000
Contractual Service Total	-	150,000	150,000	150,000
Operating Funds Total	0	956,355	956,355	956,355

PERSONAL SERVICES - SUMMARY OF POSITIONS BY PROGRAM AND JOB CODE

Job Code/Title	Grade	2021 Approved & Adopted		2022 Department Request		2022 President's Recommendation	
		FTE Pos.	Salaries	FTE Pos.	Salaries	FTE Pos.	Salaries
60162-ARPA - Revenue Loss							
0127-Auditing Supervisor	23	-	-	2.0	187,524	2.0	187,524
0132-Field Auditor III	17	-	-	3.0	161,691	3.0	161,691
0133-Field Auditor IV	19	-	-	3.0	213,807	3.0	213,807
		-	-	8.0	\$563,023	8.0	\$563,023
Total Salaries and Positions		0.0	\$0	8.0	\$563,023	8.0	\$563,023
Operating Fund Totals		0.0	\$0	8.0	\$563,023	8.0	\$563,023

PERSONAL SERVICES - SUMMARY OF POSITIONS BY GRADE

Salary Grade	2021 Approved & Adopted		2022 Department Request		2022 President's Recommendation	
	FTE Pos.	Salaries	FTE Pos.	Salaries	FTE Pos.	Salaries
17	-	-	3.0	161,691	3.0	161,691
19	-	-	3.0	213,807	3.0	213,807
23	-	-	2.0	187,524	2.0	187,524
Total Salaries and Positions	-	-	8.0	\$563,023	8.0	\$563,023
Operating Funds Total	-	-	8.0	\$563,023	8.0	\$563,023



SUMMARY OF APPROPRIATIONS

Department and Title	2021 Approved & Adopted	Department Request	President's Recommendation	Difference
Corporate Fund				
1026-Administrative Hearing Board	1,351,468	1,432,475	1,432,475	81,007
Corporate Fund Total	\$1,351,468	\$1,432,475	\$1,432,475	\$81,007
General Funds Total	\$1,351,468	\$1,432,475	\$1,432,475	\$81,007
Total Appropriations	\$1,351,468	\$1,432,475	\$1,432,475	\$81,007

SUMMARY OF POSITIONS

Department and Title	2021 Approved Positions	2022 Department Request	2022 President's Recommendation	Difference
Corporate Fund				
1026-Administrative Hearing Board	9.0	9.0	9.0	-
Corporate Fund Total	9.0	9.0	9.0	-
General Funds Total	9.0	9.0	9.0	-
Total Positions	9.0	9.0	9.0	-

MISSION

The mission of the Department of Administrative Hearings is to conduct fair, efficient and impartial hearings of ordinance violations issued by Cook County agencies, board, commissions departments and the Cook County Forest Preserve.

MANDATES

§ 2-901: Establishes an office of Cook County Government to be known as Administrative Hearings which shall provide an independent central panel of adjudicators authorized to conduct administrative adjudication proceedings for departments, agencies, boards, and commissions of the county.

**OPERATIONAL HIGHLIGHTS:
2021 INITIATIVES AND OUTCOMES**

Administrative Hearings has remained open and operating despite the Covid-19 challenges presented throughout FY21. Utilizing existing technology, Administrative Hearings was able to provide remote hearing options for State's Attorneys, Cook County employees, and Cook County residents. Furthermore, Administrative Hearings' clerks were able to seamlessly work court calls from home using Microsoft Teams. Focusing on remote hearing capabilities allowed Administrative Hearings to prioritize the safety of Cook County residents as well as our own employees without sacrificing our ability to function. Remote hearings have also allowed Administrative Hearings to remain efficient despite the ever present pandemic related challenges. FY21 local compliance tickets have an average time to disposition of 34 days for Sheriff tickets and 47 days for Forest Preserve tickets.

In June of 2021, the County Board approved a new citation management system for Administrative Hearings and our partner agencies. This new system will greatly increase our back-office efficiency and give residents an online portal to look up their case and pay any fines they may owe. We will continue to work with our vendor throughout the rest of FY21 to implement this new citation management system and we anticipate the new system will be fully operational in the first quarter of FY22.

**OPERATIONAL OPPORTUNITIES:
2022 INITIATIVES AND GOALS**

With a new citation management system in place, Administrative Hearings will begin implementing its strategic goal of extending its adjudication services to municipalities throughout Cook County. Administrative Hearings offers expertise and efficiencies that we believe many smaller municipalities will find appealing.

A new courtroom is being constructed for Administrative Hearings in the Maywood Courthouse. This courtroom should be completed in the first quarter of FY22 and will provide us with the necessary space to accommodate a larger volume of cases.

Administrative Hearings will continue offering remote hearing options throughout FY22. We anticipate a larger volume of cases as Use Tax and Wheel Tax cases resume in FY22.

Performance Metric Name	2019 Actual	2020 Actual	2021 Target	2021 Projection	2022 Target
Average days to Local Compliance and Parking Case Disposition	50	59.40	60	41	60
Number of Cases Adjudicated	47,980	12,795	60,000	12,000	50,000

BUDGET HIGHLIGHTS

- Administrative Hearings will return approximately \$250,000 of FY2021 budgeted funds to the General Fund as a result of Covid-19 related reduced Case Volume.
- FY2022 Budget Request of \$1,432,475 meets DBMS Target Appropriation.

Fund Category	Appropriations (\$ thousands)			
	2019 Adopted	2020 Adopted	2021 Adopted	2022 Recommended
Corporate Fund	1,455	1,480	1,351	1,432
Total Funds	1,455	1,480	1,351	1,432
Expenditures by Type				
Personnel	663	729	703	722
Non Personnel	792	751	648	711
Total Funds	1,455	1,480	1,351	1,432
FTE Positions	9.1	9.0	9.0	9.0

Program Description	2021		2022	
	FTE Pos.	Adopted	FTE Pos.	Appropriation
10245-Administrative Hearings	9.0	1,349,058	9.0	1,432,475
20192-COVID-19	0.0	2,410	0.0	0
Total	9.0	1,351,468	9.0	1,432,475

DISTRIBUTION BY APPROPRIATION CLASSIFICATION

Account	2021 Approved & Adopted	Department Request	President's Recommendation	Difference
Personal Services				
501005-Salaries and Wages of Employees With Benefits	553,657	565,666	565,666	12,009
501510-Mandatory Medicare Cost	8,276	8,456	8,456	180
501585-Insurance Benefits	141,144	147,445	147,445	6,301
Personal Services Total	703,077	721,567	721,567	18,490
Contractual Service				
520149-Communication Services	448	500	500	52
520259-Postage	35,000	45,000	45,000	10,000
520485-Graphics and Reproduction Services	2,000	2,000	2,000	0
520825-Professional Services	566,088	625,000	625,000	58,912
521005-Professional Legal Expenses	10,000	10,500	10,500	500
Contractual Service Total	613,536	683,000	683,000	69,464
Supplies & Materials				
530170-Institutional Supplies	2,410	0	0	(2,410)
530600-Office Supplies	9,600	10,000	10,000	400
530635-Books, Periodicals and Publish	1,916	1,650	1,650	(266)
Supplies & Materials Total	13,926	11,650	11,650	(2,276)
Operations & Maintenance				
540129-Maintenance and Subscription Services	9,857	11,375	11,375	1,518
Operations & Maintenance Total	9,857	11,375	11,375	1,518
Rental & Leasing				
550029-Countywide Office and Data Processing Equip Rental	11,072	4,883	4,883	(6,189)
Rental & Leasing Total	11,072	4,883	4,883	(6,189)
Operating Funds Total	1,351,468	1,432,475	1,432,475	81,007

PERSONAL SERVICES - SUMMARY OF POSITIONS BY PROGRAM AND JOB CODE

Job Code/Title	Grade	2021 Approved & Adopted		2022 Department Request		2022 President's Recommendation	
		FTE Pos.	Salaries	FTE Pos.	Salaries	FTE Pos.	Salaries
10245-Administrative Hearings							
0046-Admin Assistant I	12	3.0	144,077	3.0	150,946	3.0	150,946
0048-Administrative Assistant III	16	1.0	64,022	1.0	66,841	1.0	66,841
0263-Director	24	1.0	118,484	1.0	118,484	1.0	118,484
0292-Administrative Analyst II	19	1.0	57,223	1.0	57,223	1.0	57,223
5205-Deputy Director	24	1.0	89,202	1.0	89,202	1.0	89,202
5531-Special Asst for Legal Affairs	24	-	1	0.0	1	0.0	1
5700-Administrative Hearings Clerk	12	2.0	97,772	2.0	100,464	2.0	100,464
		9.0	\$570,780	9.0	\$583,161	9.0	\$583,161
Total Salaries and Positions		9.0	\$570,780	9.0	\$583,161	9.0	\$583,161
Turnover Adjustment		-	(17,123)	-	(17,495)	-	(17,495)
Operating Fund Totals		9.0	\$553,657	9.0	\$565,666	9.0	\$565,666

PERSONAL SERVICES - SUMMARY OF POSITIONS BY GRADE

Salary Grade	2021 Approved & Adopted		2022 Department Request		2022 President's Recommendation	
	FTE Pos.	Salaries	FTE Pos.	Salaries	FTE Pos.	Salaries
12	5.0	241,848	5.0	251,410	5.0	251,410
16	1.0	64,022	1.0	66,841	1.0	66,841
19	1.0	57,223	1.0	57,223	1.0	57,223
24	2.0	207,687	2.0	207,687	2.0	207,687
Total Salaries and Positions	9.0	\$570,780	9.0	\$583,161	9.0	\$583,161
Turnover Adjustment	-	\$(17,123)	-	\$(17,495)	-	\$(17,495)
Operating Funds Total	9.0	\$553,657	9.0	\$565,666	9.0	\$565,666

SUMMARY OF APPROPRIATIONS

Department and Title	2021 Approved & Adopted	Department Request	President's Recommendation	Difference
Corporate Fund				
1002-Human Rights And Ethics	915,131	969,654	969,654	54,523
Corporate Fund Total	\$915,131	\$969,654	\$969,654	\$54,523
General Funds Total	\$915,131	\$969,654	\$969,654	\$54,523
Special Purpose Funds				
11286-American Rescue Plan Act (ARPA) Fund	-	104,808	104,808	104,808
Special Purpose Funds Total	-	\$104,808	\$104,808	\$104,808
Total Appropriations	\$915,131	\$1,074,462	\$1,074,462	\$159,331

SUMMARY OF POSITIONS

Department and Title	2021 Approved Positions	2022 Department Request	2022 President's Recommendation	Difference
Corporate Fund				
1002-Human Rights And Ethics	9.0	9.0	9.0	-
Corporate Fund Total	9.0	9.0	9.0	-
General Funds Total	9.0	9.0	9.0	-
Special Purpose Funds				
11286-American Rescue Plan Act (ARPA) Fund	-	1.0	1.0	1.0
Special Purpose Funds Total	-	1.0	1.0	1.0
Special Revenue Fund Total	-	1.0	1.0	1.0
Total Positions	9.0	10.0	10.0	1.0

MISSION

The Department of Human Rights and Ethics (DHRE) conducts two primary functions: 1) to promote human rights and equality in Cook County and 2) to promote public confidence in ethical conduct among its officials, employees, and those doing business with the County.

MANDATES

Chapter 42 (Human Rights) and Chapter 2, Art. VII (Ethics) of the Cook County Code of Ordinances. Through investigations, training, and policy analysis, DHRE enforces the following County ordinances: Ethics and Lobbyist Registration, Human Rights, Minimum Wage, Earned Sick Leave, Just Housing, Living Wage, and Covid-19 Vaccination Employee Rights and Employer Responsibility.

**OPERATIONAL HIGHLIGHTS:
2021 INITIATIVES AND OUTCOMES**

In FY2021, DHRE reduced its length of time to complete investigations and respond to ethics inquiries with 80% of Ethics investigations and approximately 50% of Human Rights investigations are on target to be completed within the mandated time.

DHRE re-started D2 audits, with a new process to be completed on a quarterly basis and in a more efficient and accurate manner. DHRE is developing an outreach and training program to increase the public’s awareness of its important human rights and ethics laws. This includes being intentional in reaching out to community groups and the development of an ethics training campaign. We have already seen an increase in the number of complaints and inquiries.

DHRE has been supporting efforts to amend the current ethics code to strengthen compliance. This process has been held in abeyance pending similar legislation by the State of Illinois that may impact the County’s Ethics Code and amendments.

The Cook County Board of Commissioners has enacted and DHRE will enforce the COVID-19 Vaccination Employee Rights and Employer Responsibilities.

**OPERATIONAL OPPORTUNITIES:
2022 INITIATIVES AND GOALS**

DHRE seeks to streamline procedures and administrative tasks through the acquisition of a case management system. This will allow DHRE to process cases, advice, and inquiries in a more efficient manner, as well as provide timely responses to the public and Cook County employees and officials.

DHRE has expanded its education and training program by hiring a Community Outreach and Training Coordinator. DHRE will implement online, on-demand Human Rights and Ethics training programs which allows for greater training while using less resources. DHRE will work towards 100% Ethics training for all County employees and officials.

DHRE is mandated to analyze and make recommendations through reports for policy updates in the area of Human Rights. With a new case management system that will assist in reviewing data, coupled with increased collaboration with community groups, DHRE plans to develop reports related to the status of human rights within Cook County.

Performance Metric Name	2019 Actual	2020 Actual	2021 Target	2021 Projection	2022 Target
Average Time to Provide Staff Advisory Opinions (Days)	N/A	1.6	3	5	5
Number of New Investigations Opened	N/A	13	21	30	45
Percent of Ethics Investigations Completed within 365 Days	N/A	8.3%	75%	80%	95%
Percent of Human Rights Investigations Completed within 180 Days	N/A	22.2%	75%	40%	50%
Percent of OUP Employees who have Completed Ethics Training	N/A	102%	100%	98%	100%

BUDGET HIGHLIGHTS

- Obtain technology support to improve efficiencies in the form of a case management system and online training development program.
- Obtain an Executive Assistant to free upper management to work on more complex investigations and other ordinance mandates that DHRE has not been able to accomplish in the past.
- Expand outreach and training initiatives to expand public and County awareness of their HR&E obligations.

Fund Category	Appropriations (\$ thousands)			
	2019 Adopted	2020 Adopted	2021 Adopted	2022 Recommended
Corporate Fund	865	973	915	970
Special Purpose Funds	0	0	0	105
Total Funds	865	973	915	1,074
Expenditures by Type				
Personnel	816	919	857	1,017
Non Personnel	49	54	59	58
Total Funds	865	973	915	1,074
FTE Positions	9.2	10.0	9.0	10.0

	Program Description	2021		2022	
		FTE Pos.	Adopted	FTE Pos.	Appropriation
14940-Human Rights and Ethics	Supports the Board of Ethics and Commission on Human Rights. Investigates, mediates, and adjudicates complaints. Performs audits, responds to inquiries and issues advisory opinions. Manages trainings.	9.0	913,715	9.0	969,654
20192-COVID-19	Expenses associated with mitigating the effects and spread of COVID-19, not otherwise required as part of the County's normal operations.	0.0	1,416	0.0	0
60162-ARPA - Revenue Loss	Use of ARPA SLFRF funds for the provision of government services to the extent of reduction in revenue as determined by Dept. of Treasury calculation for revenue loss.	0.0	0	1.0	104,808
Total		9.0	915,131	10.0	1,074,462

DISTRIBUTION BY APPROPRIATION CLASSIFICATION

Account	2021 Approved & Adopted	Department Request	President's Recommendation	Difference
Personal Services				
501005-Salaries and Wages of Employees With Benefits	750,406	779,948	779,948	29,542
501510-Mandatory Medicare Cost	11,419	11,719	11,719	300
501585-Insurance Benefits	86,850	114,577	114,577	27,727
501765-Professional Develop/Fees	5,140	7,645	7,645	2,505
501835-Transportation and Travel Expenses	2,700	2,850	2,850	150
Personal Services Total	856,515	916,739	916,739	60,224
Contractual Service				
520149-Communication Services	1,039	1,339	1,339	300
520259-Postage	500	500	500	0
520485-Graphics and Reproduction Services	500	800	800	300
520825-Professional Services	3,098	1,000	1,000	(2,098)
521005-Professional Legal Expenses	1,941	2,500	2,500	559
Contractual Service Total	7,078	6,139	6,139	(939)
Supplies & Materials				
530170-Institutional Supplies	1,416	-	-	(1,416)
530600-Office Supplies	1,300	1,600	1,600	300
530635-Books, Periodicals and Publish	915	1,010	1,010	95
530700-Multimedia Supplies	-	599	599	599
531645-Computer and Data Processing Supplies	1,250	-	-	(1,250)
Supplies & Materials Total	4,881	3,209	3,209	(1,672)
Operations & Maintenance				
540129-Maintenance and Subscription Services	5,870	4,851	4,851	(1,019)
540345-Property Maintenance and Operations	37,582	36,661	36,661	(921)
Operations & Maintenance Total	43,452	41,512	41,512	(1,940)
Rental & Leasing				
550029-Countywide Office and Data Processing Equip Rental	2,055	2,055	2,055	0
Rental & Leasing Total	2,055	2,055	2,055	0
Contingencies & Special Purpose				
580031-Reimbursement Designated Fund	150	-	-	(150)
580215-Institution Memberships/FE	1,000	-	-	(1,000)
Contingencies & Special Purpose Total	1,150	-	-	(1,150)
Operating Funds Total	915,131	969,654	969,654	54,523

PERSONAL SERVICES - SUMMARY OF POSITIONS BY PROGRAM AND JOB CODE

Job Code/Title	Grade	2021 Approved & Adopted		2022 Department Request		2022 President's Recommendation	
		FTE Pos.	Salaries	FTE Pos.	Salaries	FTE Pos.	Salaries
14940-Human Rights and Ethics							
0263-Director	24	1.0	124,848	1.0	140,000	1.0	140,000
0292-Administrative Analyst II	19	1.0	61,073	1.0	62,303	1.0	62,303
0620-Legislative Coordinator I	20	-	1	0.0	1	0.0	1
0854-Public Information Officer	20	-	1	0.0	1	0.0	1
5205-Deputy Director	24	1.0	109,242	1.0	109,242	1.0	109,242
5368-Legal Counsel	24	1.0	102,000	1.0	100,000	1.0	100,000
8769-Community Outreach and Training Coordinator	21	1.0	79,930	1.0	79,932	1.0	79,932
8753-Investigator - Human Rights & Ethics	21	4.0	310,422	4.0	316,757	4.0	316,757
		9.0	\$787,517	9.0	\$808,236	9.0	\$808,236
Total Salaries and Positions		9.0	\$787,517	9.0	\$808,236	9.0	\$808,236
Turnover Adjustment		-	(37,111)	-	(28,288)	-	(28,288)
Operating Fund Totals		9.0	\$750,406	9.0	\$779,948	9.0	\$779,948

PERSONAL SERVICES - SUMMARY OF POSITIONS BY GRADE

Salary Grade	2021 Approved & Adopted		2022 Department Request		2022 President's Recommendation	
	FTE Pos.	Salaries	FTE Pos.	Salaries	FTE Pos.	Salaries
19	1.0	61,073	1.0	62,303	1.0	62,303
20	-	2	-	2	-	2
21	5.0	390,352	5.0	396,689	5.0	396,689
24	3.0	336,090	3.0	349,242	3.0	349,242
Total Salaries and Positions	9.0	\$787,517	9.0	\$808,236	9.0	\$808,236
Turnover Adjustment	-	\$(37,111)	-	\$(28,288)	-	\$(28,288)
Operating Funds Total	9.0	\$750,406	9.0	\$779,948	9.0	\$779,948

DISTRIBUTION BY APPROPRIATION CLASSIFICATION

Account	2021 Approved & Adopted	Department Request	President's Recommendation	Difference
Personal Services				
501005-Salaries and Wages of Employees With Benefits	-	69,512	69,512	69,512
501225-Planned Benefit Adjustment	-	9,099	9,099	9,099
501510-Mandatory Medicare Cost	-	1,008	1,008	1,008
501540-Worker's Compensation	-	1,043	1,043	1,043
501585-Insurance Benefits	-	19,146	19,146	19,146
Personal Services Total	-	99,808	99,808	99,808
Operations & Maintenance				
540129-Maintenance and Subscription Services	-	5,000	5,000	5,000
Operations & Maintenance Total	-	5,000	5,000	5,000
Operating Funds Total	0	104,808	104,808	104,808

PERSONAL SERVICES - SUMMARY OF POSITIONS BY PROGRAM AND JOB CODE

Job Code/Title	Grade	2021 Approved & Adopted		2022 Department Request		2022 President's Recommendation	
		FTE Pos.	Salaries	FTE Pos.	Salaries	FTE Pos.	Salaries
60162-ARPA - Revenue Loss							
5818-Executive Assistant I	20	-	-	1.0	69,512	1.0	69,512
		-	-	1.0	\$69,512	1.0	\$69,512
Total Salaries and Positions		0.0	\$0	1.0	\$69,512	1.0	\$69,512
Operating Fund Totals		0.0	\$0	1.0	\$69,512	1.0	\$69,512

PERSONAL SERVICES - SUMMARY OF POSITIONS BY GRADE

Salary Grade	2021 Approved & Adopted		2022 Department Request		2022 President's Recommendation	
	FTE Pos.	Salaries	FTE Pos.	Salaries	FTE Pos.	Salaries
20	-	-	1.0	69,512	1.0	69,512
Total Salaries and Positions	-	-	1.0	\$69,512	1.0	\$69,512
Operating Funds Total	-	-	1.0	\$69,512	1.0	\$69,512



BUREAU

BUREAU SUMMARY OF APPROPRIATIONS AND POSITIONS
BUREAU DISTRIBUTION BY APPROPRIATION CLASSIFICATION

DEPARTMENTS

DEPARTMENT OVERVIEW
DEPARTMENT BUDGET
DISTRIBUTION BY APPROPRIATION CLASSIFICATION
PERSONAL SERVICES, SUMMARY OF POSITIONS
SUMMARY OF POSITIONS BY GRADE

BOARD OF ELECTION COMMISSIONERS

1525 BOARD OF ELECTION COMMISSIONERS

B-2

SUMMARY OF APPROPRIATIONS

Department and Title	2021 Approved & Adopted	Department Request	President's Recommendation	Difference
Election Fund				
1525-Board of Elec Comm-Election Fund	1,248,144	23,951,802	23,951,802	22,703,658
Election Fund Total	1,248,144	23,951,802	23,951,802	22,703,658
Total Appropriations	\$1,248,144	\$23,951,802	\$23,951,802	\$22,703,658

SUMMARY OF POSITIONS

Department and Title	2021 Approved Positions	2022 Department Request	2022 President's Recommendation	Difference
Election Funds				
11306-Election	4.0	4.0	4.0	-
Election Fund Total	4.0	4.0	4.0	-
Special Revenue Fund Total	4.0	4.0	4.0	-
Total Positions	4.0	4.0	4.0	-

MISSION

To administer transparent, accurate and accessible elections. Governed by the IL Election Code, federal statutes and case law to provide voter registrations, polling places, balloting equipment and information to ensure all eligible voters may participate in the electoral franchise

MANDATES

Manage voter registration and voter history records, identify polling places, recruit and train poll workers, program, test and secure the balloting equipment, conduct Electoral Board proceedings, inform voters of options for Early Voting, Vote By Mail and Election Day Voting, and tabulate and report election results

**OPERATIONAL HIGHLIGHTS:
2021 INITIATIVES AND OUTCOMES**

Successfully conducted the citywide Primary Election and Presidential Election during a pandemic with new mailing and voting equipment with other precautions to ensure safe voting options. These efforts included expanded Vote By Mail and Early Voting, online training (instead of in person training) for all poll workers, and the procurement of personal protective equipment for Early Voting and Election Day functions.

Implemented new balloting system to provide voters and poll workers with a new and simpler system for voting during the March 2020 Primary and November 2020 Presidential Elections.

Achieved full implementation of Automatic Voter Registration, which greatly simplifies and streamlines the process of registering or updating voter records. Board is on target to have 180,000 new or updated registrations online and aims for 230,000 in 2022.

Utilized the Board's voter canvass to grow its email lists to increase efficient and timely communications with voters.

The Board continued to work with the U.S. Department of Justice and Equip for Equality and city agencies toward achieving 100% accessible polling places.

**OPERATIONAL OPPORTUNITIES:
2022 INITIATIVES AND GOALS**

The ability for voters to join a permanent roster for Vote By Mail so that they will automatically receive mail-in ballots ahead of each election. Re-designing and preparing the voter canvass mailing so it allows voters to join the permanent roster, select their party for primaries, update their registration signatures. Making programming changes to the voter-registration database to be able to log participation in the new permanent-roster program. Re-mapping of all 50 wards and all precincts, and Congressional, Legislative, Representative, County and other districts that will change with the results of the 2020 Census. Administer new language-assistance requirements under Section 203 of the Voting Rights Act. Increase its efforts to work cooperatively with state and local leaders to pave the way for a modernization of the Illinois Election Code by reducing the number of election precincts throughout the city. The main goal, to be implemented over the course of elections cycles, is to reduce and eventually eliminate the city's reliance on its 2,069 costly precincts and replace them with 100 to 500 modernized accessible universal voting centers where any Chicago residents can vote on Election Day from any location in the City.

Performance Metric Name	2019 Actual	2020 Actual	2021 Target	2021 Projection	2022 Target
Registrations through online or state's 'automatic' system	168,945	220,466	120,000	230,000	230,000
Registrations completed in precincts on Election Day	7,113	25,452	45,000	21,000	21,000
Percentage of ballots cast through Early Voting	25%	71%	31%	80%	80%
Freedom of Information Data Requests Processed per (3) IT FTE's	12	33	34	10	10

BUDGET HIGHLIGHTS

- Increase Election Day Registrations as a means of reducing the number of provisional ballots
- Continuously increase the use of Early Voting as a percentage of ballots cast
- Continuously increase the use of Vote by Mail as a percentage of ballots cast
- Reduce the number of election precincts throughout the city.
- Online and automatic registrations to reduce paper forms and manual data entry

Fund Category	Appropriations (\$ thousands)			
	2019 Adopted	2020 Adopted	2021 Adopted	2022 Recommended
Election Fund	1,121	22,770	1,248	23,952
Total Funds	1,121	22,770	1,248	23,952
Expenditures by Type				
Personnel	431	433	434	442
Non Personnel	690	22,337	814	23,509
Total Funds	1,121	22,770	1,248	23,952
FTE Positions	4.0	4.0	4.0	4.0

Program Description	2021		2022		
	FTE Pos.	Adopted	FTE Pos.	Appropriation	
10830-Board of Election Commissioners	The Board of Election Commissioners administers and conducts all elections in the City of Chicago.	4.0	1,248,144	4.0	23,951,802
Total		4.0	1,248,144	4.0	23,951,802

DISTRIBUTION BY APPROPRIATION CLASSIFICATION

Account	2021 Approved & Adopted	Department Request	President's Recommendation	Difference
Personal Services				
501005-Salaries and Wages of Employees With Benefits	406,819	406,819	406,819	0
501510-Mandatory Medicare Cost	5,899	5,899	5,899	0
501585-Insurance Benefits	21,426	29,591	29,591	8,165
Personal Services Total	434,144	442,309	442,309	8,165
Contractual Service				
520095-Transport Services	-	2,307,987	2,307,987	2,307,987
520259-Postage	575,000	2,450,000	2,450,000	1,875,000
520485-Graphics and Reproduction Services	110,000	1,922,245	1,922,245	1,812,245
520825-Professional Services	129,000	8,083,795	8,083,795	7,954,795
521005-Professional Legal Expenses	-	7,634,000	7,634,000	7,634,000
Contractual Service Total	814,000	22,398,027	22,398,027	21,584,027
Rental & Leasing				
550129-Facility and Office Space Rental	-	1,911,466	1,911,466	1,911,466
Rental & Leasing Total	-	1,911,466	1,911,466	1,911,466
Contingencies & Special Purpose				
580379-Appropriation Adjustments	-	(800,000)	(800,000)	(800,000)
Contingencies & Special Purpose Total	-	(800,000)	(800,000)	(800,000)
Operating Funds Total	1,248,144	23,951,802	23,951,802	22,703,658

PERSONAL SERVICES - SUMMARY OF POSITIONS BY PROGRAM AND JOB CODE

Job Code/Title	Grade	2021 Approved & Adopted		2022 Department Request		2022 President's Recommendation	
		FTE Pos.	Salaries	FTE Pos.	Salaries	FTE Pos.	Salaries
10830-Board of Election Commissioners							
0650-Chairman	S	1.0	91,223	1.0	91,223	1.0	91,223
0651-ExecDir Bd of Election Comm	24	1.0	160,000	1.0	160,000	1.0	160,000
0652-Election Commissioner	S	2.0	155,596	2.0	155,596	2.0	155,596
		4.0	\$406,819	4.0	\$406,819	4.0	\$406,819
Total Salaries and Positions		4.0	\$406,819	4.0	\$406,819	4.0	\$406,819
Operating Fund Totals		4.0	\$406,819	4.0	\$406,819	4.0	\$406,819

PERSONAL SERVICES - SUMMARY OF POSITIONS BY GRADE

Salary Grade	2021 Approved & Adopted		2022 Department Request		2022 President's Recommendation	
	FTE Pos.	Salaries	FTE Pos.	Salaries	FTE Pos.	Salaries
24	1.0	160,000	1.0	160,000	1.0	160,000
S	3.0	246,819	3.0	246,819	3.0	246,819
Total Salaries and Positions	4.0	\$406,819	4.0	\$406,819	4.0	\$406,819
Operating Funds Total	4.0	\$406,819	4.0	\$406,819	4.0	\$406,819

BUREAU

BUREAU SUMMARY OF APPROPRIATIONS AND POSITIONS
 BUREAU DISTRIBUTION BY APPROPRIATION CLASSIFICATION

DEPARTMENTS

DEPARTMENT OVERVIEW
 DEPARTMENT BUDGET
 DISTRIBUTION BY APPROPRIATION CLASSIFICATION
 PERSONAL SERVICES, SUMMARY OF POSITIONS
 SUMMARY OF POSITIONS BY GRADE

COOK COUNTY BOARD OF COMMISSIONERS

1018 OFFICE OF THE SECRETARY TO THE BOARD OF COMMISSIONERS	C-4
1081 FIRST DISTRICT -OFFICE OF THE COUNTY COMMISSIONER	C-9
1082 SECOND DISTRICT - OFFICE OF THE COUNTY COMMISSIONER	C-13
1083 THIRD DISTRICT - OFFICE OF THE COUNTY COMMISSIONER	C-17
1084 FOURTH DISTRICT - OFFICE OF THE COUNTY COMMISSIONER	C-21
1085 FIFTH DISTRICT - OFFICE OF THE COUNTY COMMISSIONER	C-25
1086 SIXTH DISTRICT - OFFICE OF THE COUNTY COMMISSIONER	C-29
1087 SEVENTH DISTRICT - OFFICE OF THE COUNTY COMMISSIONER	C-33
1088 EIGHTH DISTRICT - OFFICE OF THE COUNTY COMMISSIONER	C-37
1089 NINTH DISTRICT - OFFICE OF THE COUNTY COMMISSIONER	C-41
1090 TENTH DISTRICT - OFFICE OF THE COUNTY COMMISSIONER	C-45
1091 ELEVENTH DISTRICT - OFFICE OF THE COUNTY COMMISSIONER	C-49
1092 TWELFTH DISTRICT - OFFICE OF THE COUNTY COMMISSIONER	C-53
1093 THIRTEENTH DISTRICT - OFFICE OF THE COUNTY COMMISSIONER	C-57
1094 FOURTEENTH DISTRICT - OFFICE OF THE COUNTY COMMISSIONER	C-61
1095 FIFTEENTH DISTRICT - OFFICE OF THE COUNTY COMMISSIONER	C-65
1096 SIXTEENTH DISTRICT - OFFICE OF THE COUNTY COMMISSIONER	C-69
1097 SEVENTEENTH DISTRICT - OFFICE OF THE COUNTY COMMISSIONER	C-73

SUMMARY OF APPROPRIATIONS

Department and Title	2021 Approved & Adopted	Department Request	President's Recommendation	Difference
Corporate Fund				
1018-Office of The Secretary To The Board of Commissioners	1,726,643	1,829,507	1,829,507	102,864
1081-First District	400,000	400,000	400,000	(1)
1082-Second District	400,000	400,000	400,000	0
1083-Third District	400,000	400,000	400,000	0
1084-Fourth District	400,000	400,000	400,000	0
1085-Fifth District	470,000	470,000	470,000	0
1086-Sixth District	400,000	400,000	400,000	0
1087-Seventh District	400,000	400,000	400,000	0
1088-Eighth District	400,000	400,000	400,000	0
1089-Ninth District	400,000	400,000	400,000	0
1090-Tenth District	400,000	400,000	400,000	0
1091-Eleventh District	450,000	450,000	450,000	0
1092-Twelfth District	400,000	400,000	400,000	1
1093-Thirteenth District	400,000	400,000	400,000	0
1094-Fourteenth District	400,000	400,000	400,000	0
1095-Fifteenth District	400,000	400,000	400,000	0
1096-Sixteenth District	400,000	400,000	400,000	0
1097-Seventeenth District	400,000	400,000	400,000	1
Corporate Fund Total	\$8,646,641	\$8,749,506	\$8,749,506	\$102,865
General Funds Total	\$8,646,641	\$8,749,506	\$8,749,506	\$102,865
Total Appropriations	\$8,646,641	\$8,749,506	\$8,749,506	\$102,865

SUMMARY OF POSITIONS

Department and Title	2021 Approved Positions	2022 Department Request	2022 President's Recommendation	Difference
Corporate Fund				
1018-Office of The Secretary To The Board of Commissioners	11.0	11.0	11.0	-
1081-First District	5.0	5.0	5.0	-
1082-Second District	5.0	5.0	5.0	-
1083-Third District	5.0	5.0	5.0	-
1084-Fourth District	5.0	5.0	5.0	-
1085-Fifth District	5.0	5.0	5.0	-
1086-Sixth District	5.0	5.0	5.0	-
1087-Seventh District	5.0	5.0	5.0	-
1088-Eighth District	5.0	5.0	5.0	-
1089-Ninth District	4.2	4.2	4.2	-
1090-Tenth District	5.0	5.0	5.0	-
1091-Eleventh District	6.0	6.0	6.0	-
1092-Twelfth District	5.0	5.0	5.0	-
1093-Thirteenth District	4.2	4.6	4.6	0.4
1094-Fourteenth District	5.0	5.0	5.0	-
1095-Fifteenth District	5.0	5.0	5.0	-
1096-Sixteenth District	5.0	5.0	5.0	-
1097-Seventeenth District	4.0	4.0	4.0	-
Corporate Fund Total	94.4	94.8	94.8	0.4
General Funds Total	94.4	94.8	94.8	0.4
Total Positions	94.4	94.8	94.8	0.4

DISTRIBUTION BY APPROPRIATION CLASSIFICATION

Account	2021 Approved & Adopted	Department Request	President's Recommendation	Difference
Personal Services				
501005-Salaries and Wages of Employees With Benefits	6,879,214	6,903,123	6,903,123	23,908
501165-Planned Salary Adjustment	2,000	2,000	2,000	0
501510-Mandatory Medicare Cost	100,169	100,522	100,522	353
501585-Insurance Benefits	175,248	171,929	171,929	(3,319)
501765-Professional Develop/Fees	34,596	27,200	27,200	(7,396)
501835-Transportation and Travel Expenses	66,500	60,000	60,000	(6,500)
Personal Services Total	7,257,727	7,264,774	7,264,774	7,046
Contractual Service				
520149-Communication Services	139,925	140,687	140,687	762
520209-Food Services	4,589	4,589	4,589	0
520259-Postage	24,750	29,750	29,750	5,000
520485-Graphics and Reproduction Services	69,345	82,464	82,464	13,119
520609-Advertising and Promotions	8,000	8,000	8,000	0
520825-Professional Services	455,610	432,097	432,097	(23,513)
521005-Professional Legal Expenses	30,000	50,000	50,000	20,000
521300-Special or Coop Programs	75,318	150,000	150,000	74,682
Contractual Service Total	807,537	897,587	897,587	90,050
Supplies & Materials				
530005-Food Supplies	600	2,146	2,146	1,546
530170-Institutional Supplies	45,537	50,538	50,538	5,001
530600-Office Supplies	107,594	95,852	95,852	(11,742)
530635-Books, Periodicals and Publish	42,655	48,804	48,804	6,149
Supplies & Materials Total	196,386	197,340	197,340	954
Operations & Maintenance				
540005-Utilities	42,300	42,800	42,800	500
540129-Maintenance and Subscription Services	17,191	11,407	11,407	(5,784)
Operations & Maintenance Total	59,491	54,207	54,207	(5,284)
Rental & Leasing				
550029-Countywide Office and Data Processing Equip Rental	23,511	24,591	24,591	1,080
550059-Automotive Equipment Rental	9,000	9,000	9,000	0
550129-Facility and Office Space Rental	292,989	302,007	302,007	9,018
Rental & Leasing Total	325,500	335,598	335,598	10,098
Operating Funds Total	8,646,641	8,749,506	8,749,506	102,865

MISSION

The Secretary to the Board of Commissioners has two primary missions:

We provide legislative support and information for the Cook County Board of Commissioners, President, elected officials, agencies, departments and members of the public so items can be presented for consideration. The Secretary to the Board also provides information regarding the proceedings and policies of the Board so the legislative process will be efficient, effective, open and transparent.

We also maintain the County Historic Records Office, the agency primarily responsible for the preservation, promotion and publication of the history of Cook County—our government, communities and people.

MANDATES

- Assists the Office of the President in preparation and presentation of County Board and Forest Preserve Board agenda
- Staffs meetings of the County Board and the Forest Preserve District of Cook County
- Oversees Board's administrative budget and assists commissioners in administration of their office budgets
- Prepares all materials for County Board and Forest Preserve Board meetings
- Maintains official records for County Board and Forest Preserve Board proceedings
- Maintains live stream and audio and video archive of County Board and Forest Preserve Board meetings
- Staff the archives Advisory Committee, the in-house historical archive for Cook County
- Preserve, promote and publish the history of Cook County.

OPERATIONAL HIGHLIGHTS: 2021 INITIATIVES AND OUTCOMES

- Continued legislative support for County Board, Forest Preserve Board and their committees.
- Made required changes due to COVID-19 for virtual meetings of the County Board and its committees
- Conducted orientation and provided transition services for Commissioner offices.
- Began operation of County Archives and Records Office, hiring the first ever Manager of Archives
- Provided staffing for Cook County Flag Redesign Contest #FLAG2021

OPERATIONAL OPPORTUNITIES: 2022 INITIATIVES AND GOALS

- Continue to support and coordinate all virtual meetings of the County Board and its committees.
- Complete the #FLAG2021 contest and introduce a new Cook County flag
- Introduced Records Ordinance and pass corresponding rules to govern the Archives process

BUDGET HIGHLIGHTS

- FTEs for FY2022 remain flat compared to FY2021
- Fixed charges increased department budget by approximately 3% when compared to FY2021

Fund Category	Appropriations (\$ thousands)			
	2019 Adopted	2020 Adopted	2021 Adopted	2022 Recommended
Corporate Fund	1,688	1,746	1,727	1,830
Total Funds	1,688	1,746	1,727	1,830
Expenditures by Type				
Personnel	1,081	1,116	1,131	1,140
Non Personnel	607	630	595	690
Total Funds	1,688	1,746	1,727	1,830
FTE Positions	10.6	10.8	11.0	11.0

Program Description	2021		2022	
	FTE Pos.	Adopted	FTE Pos.	Appropriation
10595-Archives	4.0	365,359	3.0	380,187
13185-Eighth District	0.0	5,935	0.0	5,935
13290-Eleventh District	0.0	5,935	0.0	5,935
13915-Fifteenth District	0.0	5,935	0.0	5,935
13920-Fifth District	0.0	5,935	0.0	5,935
14040-First District	0.0	5,935	0.0	5,935
14165-Fourteenth District	0.0	5,935	0.0	5,935
14170-Fourth District	0.0	5,935	0.0	5,935
15580-Legislative Agenda	4.0	398,615	4.0	430,956
16400-Ninth District	0.0	5,935	0.0	5,935
19140-Second District	0.0	5,935	0.0	5,935
19145-Secretary to the Board	3.0	861,773	4.0	917,469
19240-Seventeenth District	0.0	5,935	0.0	5,935
19245-Seventh District	0.0	5,935	0.0	5,935
19330-Sixteenth District	0.0	5,935	0.0	5,935
19335-Sixth District	0.0	5,935	0.0	5,935
20190-Tenth District	0.0	5,935	0.0	5,935
20220-Third District	0.0	5,935	0.0	5,935
20225-Thirteenth District	0.0	5,935	0.0	5,935
20440-Twelfth District	0.0	5,935	0.0	5,935
Total	11.0	1,726,643	11.0	1,829,507

DISTRIBUTION BY APPROPRIATION CLASSIFICATION

Account	2021 Approved & Adopted	Department Request	President's Recommendation	Difference
Personal Services				
501005-Salaries and Wages of Employees With Benefits	939,953	951,614	951,614	11,661
501165-Planned Salary Adjustment	2,000	2,000	2,000	0
501510-Mandatory Medicare Cost	14,050	14,225	14,225	176
501585-Insurance Benefits	175,248	171,929	171,929	(3,319)
Personal Services Total	1,131,251	1,139,768	1,139,768	8,517
Contractual Service				
520149-Communication Services	138,155	138,917	138,917	762
520259-Postage	250	250	250	0
520485-Graphics and Reproduction Services	3,445	3,915	3,915	470
520609-Advertising and Promotions	5,000	5,000	5,000	0
520825-Professional Services	175,400	176,000	176,000	600
521005-Professional Legal Expenses	30,000	50,000	50,000	20,000
521300-Special or Coop Programs	75,318	150,000	150,000	74,682
Contractual Service Total	427,568	524,082	524,082	96,514
Supplies & Materials				
530170-Institutional Supplies	32,000	37,000	37,000	5,000
530600-Office Supplies	71,267	63,205	63,205	(8,062)
530635-Books, Periodicals and Publish	30,855	35,804	35,804	4,949
Supplies & Materials Total	134,122	136,009	136,009	1,887
Operations & Maintenance				
540129-Maintenance and Subscription Services	10,191	5,057	5,057	(5,134)
Operations & Maintenance Total	10,191	5,057	5,057	(5,134)
Rental & Leasing				
550029-Countywide Office and Data Processing Equip Rental	23,511	24,591	24,591	1,080
Rental & Leasing Total	23,511	24,591	24,591	1,080
Operating Funds Total	1,726,643	1,829,507	1,829,507	102,864

PERSONAL SERVICES - SUMMARY OF POSITIONS BY PROGRAM AND JOB CODE

Job Code/Title	Grade	2021 Approved & Adopted		2022 Department Request		2022 President's Recommendation	
		FTE Pos.	Salaries	FTE Pos.	Salaries	FTE Pos.	Salaries
10595-Archives							
0047-Admin Assistant II	14	1.0	58,821	1.0	60,004	1.0	60,004
0048-Administrative Assistant III	16	1.0	46,178	-	-	-	-
0291-Administrative Analyst I	17	1.0	53,458	1.0	54,973	1.0	54,973
8756-Manager of Archives	24	1.0	71,400	1.0	75,000	1.0	75,000
		4.0	\$229,858	3.0	\$189,978	3.0	\$189,978
15580-Legislative Agenda							
0050-Administrative Assistant IV	18	1.0	81,925	1.0	83,576	1.0	83,576
0058-Legislative Reference Coordin	24	1.0	112,394	1.0	112,394	1.0	112,394
0619-Legislative Coordinator II	22	1.0	77,331	1.0	78,887	1.0	78,887
5818-Executive Assistant I	20	1.0	68,482	1.0	69,863	1.0	69,863
		4.0	\$340,132	4.0	\$344,719	4.0	\$344,719
19145-Secretary to the Board							
0040-Secretary of the Board	24	1.0	172,208	1.0	172,208	1.0	172,208
0050-Administrative Assistant IV	18	-	-	1.0	53,400	1.0	53,400
5531-Special Asst for Legal Affairs	24	1.0	104,000	1.0	98,000	1.0	98,000
5552-Deputy Secretary of the Board	22	1.0	122,741	1.0	122,741	1.0	122,741
		3.0	\$398,949	4.0	\$446,348	4.0	\$446,348
Total Salaries and Positions		11.0	\$968,938	11.0	\$981,045	11.0	\$981,045
Turnover Adjustment		-	(28,985)	-	(29,431)	-	(29,431)
Operating Fund Totals		11.0	\$939,953	11.0	\$951,614	11.0	\$951,614

PERSONAL SERVICES - SUMMARY OF POSITIONS BY GRADE

Salary Grade	2021 Approved & Adopted		2022 Department Request		2022 President's Recommendation	
	FTE Pos.	Salaries	FTE Pos.	Salaries	FTE Pos.	Salaries
14	1.0	58,821	1.0	60,004	1.0	60,004
16	1.0	46,178	-	-	-	-
17	1.0	53,458	1.0	54,973	1.0	54,973
18	1.0	81,925	2.0	136,975	2.0	136,975
20	1.0	68,482	1.0	69,863	1.0	69,863
22	2.0	200,072	2.0	201,628	2.0	201,628
24	4.0	460,002	4.0	457,601	4.0	457,601
Total Salaries and Positions	11.0	\$968,938	11.0	\$981,045	11.0	\$981,045
Turnover Adjustment	-	\$(28,985)	-	\$(29,431)	-	\$(29,431)
Operating Funds Total	11.0	\$939,953	11.0	\$951,614	11.0	\$951,614

MISSION

County Commissioners are elected officials who oversee county activities and work to ensure that citizen concerns are met, federal and state requirements are fulfilled, and county operations run smoothly.

KEY ACTIVITIES AND SERVICES

- The Cook County Board of Commissioners is the governing board and legislative body of the county. It is comprised of 17 Commissioners, each serving a four-year term and is elected from single member districts. Each district represents approximately 300,000 residents.
- The Board of Commissioners is responsible for the management of the affairs of Cook County.
- For each fiscal year, the board must adopt a resolution, termed the "Annual Appropriation Bill" in which the board appropriates funds for the operations of the County.

Fund Category	Appropriations (\$ thousands)			
	2019 Adopted	2020 Adopted	2021 Adopted	2022 Recommended
Corporate Fund	400	400	400	400
Total Funds	400	400	400	400
Expenditures by Type				
Personnel	358	307	323	320
Non Personnel	42	93	77	80
Total Funds	400	400	400	400
FTE Positions	5.0	5.0	5.0	5.0

Program Description	2021		2022	
	FTE Pos.	Adopted	FTE Pos.	Appropriation
14040-First District	5.0	400,000	5.0	400,000
Total	5.0	400,000	5.0	400,000

DISTRIBUTION BY APPROPRIATION CLASSIFICATION

Account	2021 Approved & Adopted	Department Request	President's Recommendation	Difference
Personal Services				
501005-Salaries and Wages of Employees With Benefits	318,000	315,000	315,000	(3,000)
501510-Mandatory Medicare Cost	4,611	4,568	4,568	(44)
Personal Services Total	322,611	319,568	319,568	(3,044)
Contractual Service				
520209-Food Services	3,589	3,589	3,589	0
520259-Postage	11,500	11,500	11,500	0
520485-Graphics and Reproduction Services	13,500	13,500	13,500	0
520825-Professional Services	15,000	18,043	18,043	3,043
Contractual Service Total	43,589	46,632	46,632	3,043
Operations & Maintenance				
540005-Utilities	3,200	3,200	3,200	0
Operations & Maintenance Total	3,200	3,200	3,200	0
Rental & Leasing				
550129-Facility and Office Space Rental	30,600	30,600	30,600	0
Rental & Leasing Total	30,600	30,600	30,600	0
Operating Funds Total	400,000	400,000	400,000	(1)

PERSONAL SERVICES - SUMMARY OF POSITIONS BY PROGRAM AND JOB CODE

Job Code/Title	Grade	2021 Approved & Adopted		2022 Department Request		2022 President's Recommendation	
		FTE Pos.	Salaries	FTE Pos.	Salaries	FTE Pos.	Salaries
14040-First District							
0006-County Commissioner	S	1.0	85,000	1.0	85,000	1.0	85,000
6791-Aide to the Commissioner I	24	2.0	116,500	2.0	115,000	2.0	115,000
6792-Aide to the Commissioner II	24	2.0	116,500	2.0	115,000	2.0	115,000
		5.0	\$318,000	5.0	\$315,000	5.0	\$315,000
Total Salaries and Positions		5.0	\$318,000	5.0	\$315,000	5.0	\$315,000
Operating Fund Totals		5.0	\$318,000	5.0	\$315,000	5.0	\$315,000

PERSONAL SERVICES - SUMMARY OF POSITIONS BY GRADE

Salary Grade	2021 Approved & Adopted		2022 Department Request		2022 President's Recommendation	
	FTE Pos.	Salaries	FTE Pos.	Salaries	FTE Pos.	Salaries
24	4.0	233,000	4.0	230,000	4.0	230,000
S	1.0	85,000	1.0	85,000	1.0	85,000
Total Salaries and Positions	5.0	\$318,000	5.0	\$315,000	5.0	\$315,000
Operating Funds Total	5.0	\$318,000	5.0	\$315,000	5.0	\$315,000

MISSION

County Commissioners are elected officials who oversee county activities and work to ensure that citizen concerns are met, federal and state requirements are fulfilled, and county operations run smoothly.

KEY ACTIVITIES AND SERVICES

- The Cook County Board of Commissioners is the governing board and legislative body of the county. It is comprised of 17 Commissioners, each serving a four-year term and is elected from single member districts. Each district represents approximately 300,000 residents.
- The Board of Commissioners is responsible for the management of the affairs of Cook County.
- For each fiscal year, the board must adopt a resolution, termed the "Annual Appropriation Bill" in which the board appropriates funds for the operations of the County.

Fund Category	Appropriations (\$ thousands)			
	2019 Adopted	2020 Adopted	2021 Adopted	2022 Recommended
Corporate Fund	400	400	400	400
Total Funds	400	400	400	400
Expenditures by Type				
Personnel	361	363	367	367
Non Personnel	39	37	33	33
Total Funds	400	400	400	400
FTE Positions	5.0	5.0	5.0	5.0

Program Description	2021		2022	
	FTE Pos.	Adopted	FTE Pos.	Appropriation
19140-Second District Oversees county activities and work to ensure citizen concerns are met, federal and state requirements are fulfilled, and county operations run smoothly.	5.0	400,000	5.0	400,000
Total	5.0	400,000	5.0	400,000

DISTRIBUTION BY APPROPRIATION CLASSIFICATION

Account	2021 Approved & Adopted	Department Request	President's Recommendation	Difference
Personal Services				
501005-Salaries and Wages of Employees With Benefits	346,554	351,923	351,923	5,369
501510-Mandatory Medicare Cost	5,025	5,103	5,103	78
501765-Professional Develop/Fees	10,000	5,000	5,000	(5,000)
501835-Transportation and Travel Expenses	5,000	5,000	5,000	0
Personal Services Total	366,579	367,026	367,026	447
Contractual Service				
520485-Graphics and Reproduction Services	2,000	2,000	2,000	0
520825-Professional Services	6,421	4,080	4,080	(2,341)
Contractual Service Total	8,421	6,080	6,080	(2,341)
Supplies & Materials				
530600-Office Supplies	8,000	8,000	8,000	0
Supplies & Materials Total	8,000	8,000	8,000	0
Rental & Leasing				
550129-Facility and Office Space Rental	17,000	18,894	18,894	1,894
Rental & Leasing Total	17,000	18,894	18,894	1,894
Operating Funds Total	400,000	400,000	400,000	0

PERSONAL SERVICES - SUMMARY OF POSITIONS BY PROGRAM AND JOB CODE

Job Code/Title	Grade	2021 Approved & Adopted		2022 Department Request		2022 President's Recommendation	
		FTE Pos.	Salaries	FTE Pos.	Salaries	FTE Pos.	Salaries
19140-Second District							
0006-County Commissioner	S	1.0	85,000	1.0	85,000	1.0	85,000
6791-Aide to the Commissioner I	24	3.0	152,312	3.0	149,181	3.0	149,181
6792-Aide to the Commissioner II	24	1.0	109,242	1.0	117,742	1.0	117,742
		5.0	\$346,554	5.0	\$351,923	5.0	\$351,923
Total Salaries and Positions		5.0	\$346,554	5.0	\$351,923	5.0	\$351,923
Operating Fund Totals		5.0	\$346,554	5.0	\$351,923	5.0	\$351,923

PERSONAL SERVICES - SUMMARY OF POSITIONS BY GRADE

Salary Grade	2021 Approved & Adopted		2022 Department Request		2022 President's Recommendation	
	FTE Pos.	Salaries	FTE Pos.	Salaries	FTE Pos.	Salaries
24	4.0	261,554	4.0	266,923	4.0	266,923
S	1.0	85,000	1.0	85,000	1.0	85,000
Total Salaries and Positions	5.0	\$346,554	5.0	\$351,923	5.0	\$351,923
Operating Funds Total	5.0	\$346,554	5.0	\$351,923	5.0	\$351,923

MISSION

County Commissioners are elected officials who oversee county activities and work to ensure that citizen concerns are met, federal and state requirements are fulfilled, and county operations run smoothly.

KEY ACTIVITIES AND SERVICES

- The Cook County Board of Commissioners is the governing board and legislative body of the county. It is comprised of 17 Commissioners, each serving a four-year term and is elected from single member districts. Each district represents approximately 300,000 residents.
- The Board of Commissioners is responsible for the management of the affairs of Cook County.
- For each fiscal year, the board must adopt a resolution, termed the "Annual Appropriation Bill" in which the board appropriates funds for the operations of the County.

Fund Category	Appropriations (\$ thousands)			
	2019 Adopted	2020 Adopted	2021 Adopted	2022 Recommended
Corporate Fund	400	400	400	400
Total Funds	400	400	400	400
Expenditures by Type				
Personnel	332	367	370	330
Non Personnel	68	33	30	70
Total Funds	400	400	400	400
FTE Positions	4.1	5.0	5.0	5.0

Program Description	2021		2022	
	FTE Pos.	Adopted	FTE Pos.	Appropriation
20220-Third District Oversees county activities and work to ensure citizen concerns are met, federal and state requirements are fulfilled, and county operations run smoothly.	5.0	400,000	5.0	400,000
Total	5.0	400,000	5.0	400,000

DISTRIBUTION BY APPROPRIATION CLASSIFICATION

Account	2021 Approved & Adopted	Department Request	President's Recommendation	Difference
Personal Services				
501005-Salaries and Wages of Employees With Benefits	356,040	320,000	320,000	(36,040)
501510-Mandatory Medicare Cost	5,163	4,640	4,640	(523)
501765-Professional Develop/Fees	3,896	4,000	4,000	104
501835-Transportation and Travel Expenses	5,000	1,500	1,500	(3,500)
Personal Services Total	370,099	330,140	330,140	(39,959)
Contractual Service				
520259-Postage	500	500	500	0
520485-Graphics and Reproduction Services	6,500	14,360	14,360	7,860
520825-Professional Services	3,500	30,000	30,000	26,500
Contractual Service Total	10,500	44,860	44,860	34,360
Supplies & Materials				
530600-Office Supplies	1,901	2,000	2,000	99
530635-Books, Periodicals and Publish	500	500	500	0
Supplies & Materials Total	2,401	2,500	2,500	99
Operations & Maintenance				
540005-Utilities	1,000	5,500	5,500	4,500
540129-Maintenance and Subscription Services	1,000	500	500	(500)
Operations & Maintenance Total	2,000	6,000	6,000	4,000
Rental & Leasing				
550129-Facility and Office Space Rental	15,000	16,500	16,500	1,500
Rental & Leasing Total	15,000	16,500	16,500	1,500
Operating Funds Total	400,000	400,000	400,000	0

PERSONAL SERVICES - SUMMARY OF POSITIONS BY PROGRAM AND JOB CODE

Job Code/Title	Grade	2021 Approved & Adopted		2022 Department Request		2022 President's Recommendation	
		FTE Pos.	Salaries	FTE Pos.	Salaries	FTE Pos.	Salaries
20220-Third District							
0006-County Commissioner	S	1.0	85,000	1.0	85,000	1.0	85,000
6791-Aide to the Commissioner I	24	1.0	42,840	2.0	125,000	2.0	125,000
6792-Aide to the Commissioner II	24	3.0	228,200	2.0	110,000	2.0	110,000
		5.0	\$356,040	5.0	\$320,000	5.0	\$320,000
Total Salaries and Positions		5.0	\$356,040	5.0	\$320,000	5.0	\$320,000
Operating Fund Totals		5.0	\$356,040	5.0	\$320,000	5.0	\$320,000

PERSONAL SERVICES - SUMMARY OF POSITIONS BY GRADE

Salary Grade	2021 Approved & Adopted		2022 Department Request		2022 President's Recommendation	
	FTE Pos.	Salaries	FTE Pos.	Salaries	FTE Pos.	Salaries
24	4.0	271,040	4.0	235,000	4.0	235,000
S	1.0	85,000	1.0	85,000	1.0	85,000
Total Salaries and Positions	5.0	\$356,040	5.0	\$320,000	5.0	\$320,000
Operating Funds Total	5.0	\$356,040	5.0	\$320,000	5.0	\$320,000

MISSION

County Commissioners are elected officials who oversee county activities and work to ensure that citizen concerns are met, federal and state requirements are fulfilled, and county operations run smoothly.

KEY ACTIVITIES AND SERVICES

- The Cook County Board of Commissioners is the governing board and legislative body of the county. It is comprised of 17 Commissioners, each serving a four-year term and is elected from single member districts. Each district represents approximately 300,000 residents.
- The Board of Commissioners is responsible for the management of the affairs of Cook County.
- For each fiscal year, the board must adopt a resolution, termed the "Annual Appropriation Bill" in which the board appropriates funds for the operations of the County.

Fund Category	Appropriations (\$ thousands)			
	2019 Adopted	2020 Adopted	2021 Adopted	2022 Recommended
Corporate Fund	400	400	400	400
Total Funds	400	400	400	400
Expenditures by Type				
Personnel	346	357	359	356
Non Personnel	54	43	41	44
Total Funds	400	400	400	400
FTE Positions	5.0	5.0	5.0	5.0

Program Description	2021		2022	
	FTE Pos.	Adopted	FTE Pos.	Appropriation
14170-Fourth District Oversees county activities and work to ensure citizen concerns are met, federal and state requirements are fulfilled, and county operations run smoothly.	5.0	400,000	5.0	400,000
Total	5.0	400,000	5.0	400,000

DISTRIBUTION BY APPROPRIATION CLASSIFICATION

Account	2021 Approved & Adopted	Department Request	President's Recommendation	Difference
Personal Services				
501005-Salaries and Wages of Employees With Benefits	336,243	333,616	333,616	(2,627)
501510-Mandatory Medicare Cost	4,876	4,837	4,837	(38)
501765-Professional Develop/Fees	5,500	5,500	5,500	0
501835-Transportation and Travel Expenses	12,500	12,500	12,500	0
Personal Services Total	359,119	356,454	356,454	(2,665)
Contractual Service				
520485-Graphics and Reproduction Services	8,500	11,500	11,500	3,000
520825-Professional Services	6,881	8,000	8,000	1,119
Contractual Service Total	15,381	19,500	19,500	4,119
Supplies & Materials				
530005-Food Supplies	-	1,546	1,546	1,546
530600-Office Supplies	3,500	3,500	3,500	0
530635-Books, Periodicals and Publish	-	1,000	1,000	1,000
Supplies & Materials Total	3,500	6,046	6,046	2,546
Operations & Maintenance				
540005-Utilities	4,000	0	0	(4,000)
Operations & Maintenance Total	4,000	0	0	(4,000)
Rental & Leasing				
550129-Facility and Office Space Rental	18,000	18,000	18,000	0
Rental & Leasing Total	18,000	18,000	18,000	0
Operating Funds Total	400,000	400,000	400,000	0

PERSONAL SERVICES - SUMMARY OF POSITIONS BY PROGRAM AND JOB CODE

Job Code/Title	Grade	2021 Approved & Adopted		2022 Department Request		2022 President's Recommendation	
		FTE Pos.	Salaries	FTE Pos.	Salaries	FTE Pos.	Salaries
14170-Fourth District							
0006-County Commissioner	S	1.0	85,000	1.0	85,000	1.0	85,000
6791-Aide to the Commissioner I	24	2.0	105,587	2.0	105,586	2.0	105,586
6792-Aide to the Commissioner II	24	2.0	145,656	2.0	143,030	2.0	143,030
		5.0	\$336,243	5.0	\$333,616	5.0	\$333,616
Total Salaries and Positions		5.0	\$336,243	5.0	\$333,616	5.0	\$333,616
Operating Fund Totals		5.0	\$336,243	5.0	\$333,616	5.0	\$333,616

PERSONAL SERVICES - SUMMARY OF POSITIONS BY GRADE

Salary Grade	2021 Approved & Adopted		2022 Department Request		2022 President's Recommendation	
	FTE Pos.	Salaries	FTE Pos.	Salaries	FTE Pos.	Salaries
24	4.0	251,243	4.0	248,616	4.0	248,616
S	1.0	85,000	1.0	85,000	1.0	85,000
Total Salaries and Positions	5.0	\$336,243	5.0	\$333,616	5.0	\$333,616
Operating Funds Total	5.0	\$336,243	5.0	\$333,616	5.0	\$333,616

MISSION

County Commissioners are elected officials who oversee county activities and work to ensure that citizen concerns are met, federal and state requirements are fulfilled, and county operations run smoothly.

KEY ACTIVITIES AND SERVICES

- The Cook County Board of Commissioners is the governing board and legislative body of the county. It is comprised of 17 Commissioners, each serving a four-year term and is elected from single member districts. Each district represents approximately 300,000 residents.
- The Board of Commissioners is responsible for the management of the affairs of Cook County.
- For each fiscal year, the board must adopt a resolution, termed the "Annual Appropriation Bill" in which the board appropriates funds for the operations of the County.

Fund Category	Appropriations (\$ thousands)			
	2019 Adopted	2020 Adopted	2021 Adopted	2022 Recommended
Corporate Fund	470	470	470	470
Total Funds	470	470	470	470
Expenditures by Type				
Personnel	360	384	391	391
Non Personnel	110	86	79	79
Total Funds	470	470	470	470
FTE Positions	4.1	4.1	5.0	5.0

Program Description	2021		2022	
	FTE Pos.	Adopted	FTE Pos.	Appropriation
13920-Fifth District Oversees county activities and work to ensure citizen concerns are met, federal and state requirements are fulfilled, and county operations run smoothly.	5.0	470,000	5.0	470,000
Total	5.0	470,000	5.0	470,000

DISTRIBUTION BY APPROPRIATION CLASSIFICATION

Account	2021 Approved & Adopted	Department Request	President's Recommendation	Difference
Personal Services				
501005-Salaries and Wages of Employees With Benefits	385,059	385,058	385,058	(1)
501510-Mandatory Medicare Cost	5,583	5,583	5,583	0
Personal Services Total	390,642	390,641	390,641	(1)
Contractual Service				
520825-Professional Services	43,858	43,859	43,859	1
Contractual Service Total	43,858	43,859	43,859	1
Supplies & Materials				
530600-Office Supplies	5,000	5,000	5,000	0
Supplies & Materials Total	5,000	5,000	5,000	0
Operations & Maintenance				
540005-Utilities	3,500	3,500	3,500	0
540129-Maintenance and Subscription Services	3,000	3,000	3,000	0
Operations & Maintenance Total	6,500	6,500	6,500	0
Rental & Leasing				
550059-Automotive Equipment Rental	9,000	9,000	9,000	0
550129-Facility and Office Space Rental	15,000	15,000	15,000	0
Rental & Leasing Total	24,000	24,000	24,000	0
Operating Funds Total	470,000	470,000	470,000	0

PERSONAL SERVICES - SUMMARY OF POSITIONS BY PROGRAM AND JOB CODE

Job Code/Title	Grade	2021 Approved & Adopted		2022 Department Request		2022 President's Recommendation	
		FTE Pos.	Salaries	FTE Pos.	Salaries	FTE Pos.	Salaries
13920-Fifth District							
0006-County Commissioner	S	1.0	85,000	1.0	85,000	1.0	85,000
6791-Aide to the Commissioner I	24	3.0	181,707	3.0	181,706	3.0	181,706
6792-Aide to the Commissioner II	24	1.0	118,352	1.0	118,352	1.0	118,352
		5.0	\$385,059	5.0	\$385,058	5.0	\$385,058
Total Salaries and Positions		5.0	\$385,059	5.0	\$385,058	5.0	\$385,058
Operating Fund Totals		5.0	\$385,059	5.0	\$385,058	5.0	\$385,058

PERSONAL SERVICES - SUMMARY OF POSITIONS BY GRADE

Salary Grade	2021 Approved & Adopted		2022 Department Request		2022 President's Recommendation	
	FTE Pos.	Salaries	FTE Pos.	Salaries	FTE Pos.	Salaries
24	4.0	300,059	4.0	300,058	4.0	300,058
S	1.0	85,000	1.0	85,000	1.0	85,000
Total Salaries and Positions	5.0	\$385,059	5.0	\$385,058	5.0	\$385,058
Operating Funds Total	5.0	\$385,059	5.0	\$385,058	5.0	\$385,058

MISSION

County Commissioners are elected officials who oversee county activities and work to ensure that citizen concerns are met, federal and state requirements are fulfilled, and county operations run smoothly.

KEY ACTIVITIES AND SERVICES

- The Cook County Board of Commissioners is the governing board and legislative body of the county. It is comprised of 17 Commissioners, each serving a four-year term and is elected from single member districts. Each district represents approximately 300,000 residents.
- The Board of Commissioners is responsible for the management of the affairs of Cook County.
- For each fiscal year, the board must adopt a resolution, termed the "Annual Appropriation Bill" in which the board appropriates funds for the operations of the County.

Fund Category	Appropriations (\$ thousands)			
	2019 Adopted	2020 Adopted	2021 Adopted	2022 Recommended
Corporate Fund	400	400	400	400
Total Funds	400	400	400	400
Expenditures by Type				
Personnel	355	364	343	360
Non Personnel	45	36	57	40
Total Funds	400	400	400	400
FTE Positions	5.0	5.0	5.0	5.0

Program Description	2021		2022	
	FTE Pos.	Adopted	FTE Pos.	Appropriation
19335-Sixth District Oversees county activities and work to ensure citizen concerns are met, federal and state requirements are fulfilled, and county operations run smoothly.	5.0	400,000	5.0	400,000
Total	5.0	400,000	5.0	400,000

DISTRIBUTION BY APPROPRIATION CLASSIFICATION

Account	2021 Approved & Adopted	Department Request	President's Recommendation	Difference
Personal Services				
501005-Salaries and Wages of Employees With Benefits	336,366	352,665	352,665	16,299
501510-Mandatory Medicare Cost	4,877	5,114	5,114	236
501765-Professional Develop/Fees	1,000	1,000	1,000	0
501835-Transportation and Travel Expenses	1,000	1,000	1,000	0
Personal Services Total	343,243	359,779	359,779	16,536
Contractual Service				
520259-Postage	9,500	9,500	9,500	0
520485-Graphics and Reproduction Services	6,000	8,100	8,100	2,100
520825-Professional Services	29,357	10,821	10,821	(18,536)
Contractual Service Total	44,857	28,421	28,421	(16,436)
Supplies & Materials				
530635-Books, Periodicals and Publish	1,100	1,000	1,000	(100)
Supplies & Materials Total	1,100	1,000	1,000	(100)
Rental & Leasing				
550129-Facility and Office Space Rental	10,800	10,800	10,800	0
Rental & Leasing Total	10,800	10,800	10,800	0
Operating Funds Total	400,000	400,000	400,000	0

PERSONAL SERVICES - SUMMARY OF POSITIONS BY PROGRAM AND JOB CODE

Job Code/Title	Grade	2021 Approved & Adopted		2022 Department Request		2022 President's Recommendation	
		FTE Pos.	Salaries	FTE Pos.	Salaries	FTE Pos.	Salaries
19335-Sixth District							
0006-County Commissioner	S	1.0	85,000	1.0	85,000	1.0	85,000
6791-Aide to the Commissioner I	24	2.0	68,217	2.0	81,517	2.0	81,517
6792-Aide to the Commissioner II	24	2.0	183,149	2.0	186,148	2.0	186,148
		5.0	\$336,366	5.0	\$352,665	5.0	\$352,665
Total Salaries and Positions		5.0	\$336,366	5.0	\$352,665	5.0	\$352,665
Operating Fund Totals		5.0	\$336,366	5.0	\$352,665	5.0	\$352,665

PERSONAL SERVICES - SUMMARY OF POSITIONS BY GRADE

Salary Grade	2021 Approved & Adopted		2022 Department Request		2022 President's Recommendation	
	FTE Pos.	Salaries	FTE Pos.	Salaries	FTE Pos.	Salaries
24	4.0	251,366	4.0	267,665	4.0	267,665
S	1.0	85,000	1.0	85,000	1.0	85,000
Total Salaries and Positions	5.0	\$336,366	5.0	\$352,665	5.0	\$352,665
Operating Funds Total	5.0	\$336,366	5.0	\$352,665	5.0	\$352,665

MISSION

County Commissioners are elected officials who oversee county activities and work to ensure that citizen concerns are met, federal and state requirements are fulfilled, and county operations run smoothly.

KEY ACTIVITIES AND SERVICES

- The Cook County Board of Commissioners is the governing board and legislative body of the county. It is comprised of 17 Commissioners, each serving a four-year term and is elected from single member districts. Each district represents approximately 300,000 residents.
- The Board of Commissioners is responsible for the management of the affairs of Cook County.
- For each fiscal year, the board must adopt a resolution, termed the "Annual Appropriation Bill" in which the board appropriates funds for the operations of the County.

Fund Category	Appropriations (\$ thousands)			
	2019 Adopted	2020 Adopted	2021 Adopted	2022 Recommended
Corporate Fund	400	400	400	400
Total Funds	400	400	400	400
Expenditures by Type				
Personnel	324	344	347	347
Non Personnel	76	56	53	53
Total Funds	400	400	400	400
FTE Positions	5.0	5.0	5.0	5.0

Program Description	2021		2022	
	FTE Pos.	Adopted	FTE Pos.	Appropriation
19245-Seventh District Oversees county activities and work to ensure citizen concerns are met, federal and state requirements are fulfilled, and county operations run smoothly.	5.0	400,000	5.0	400,000
Total	5.0	400,000	5.0	400,000

DISTRIBUTION BY APPROPRIATION CLASSIFICATION

Account	2021 Approved & Adopted	Department Request	President's Recommendation	Difference
Personal Services				
501005-Salaries and Wages of Employees With Benefits	332,758	332,758	332,758	0
501510-Mandatory Medicare Cost	4,825	4,825	4,825	0
501765-Professional Develop/Fees	6,500	6,500	6,500	0
501835-Transportation and Travel Expenses	3,000	3,000	3,000	0
Personal Services Total	347,083	347,083	347,083	0
Contractual Service				
520825-Professional Services	26,217	26,217	26,217	0
Contractual Service Total	26,217	26,217	26,217	0
Supplies & Materials				
530600-Office Supplies	5,000	5,000	5,000	0
530635-Books, Periodicals and Publish	1,500	1,500	1,500	0
Supplies & Materials Total	6,500	6,500	6,500	0
Operations & Maintenance				
540005-Utilities	6,000	6,000	6,000	0
540129-Maintenance and Subscription Services	1,000	1,000	1,000	0
Operations & Maintenance Total	7,000	7,000	7,000	0
Rental & Leasing				
550129-Facility and Office Space Rental	13,200	13,200	13,200	0
Rental & Leasing Total	13,200	13,200	13,200	0
Operating Funds Total	400,000	400,000	400,000	0

PERSONAL SERVICES - SUMMARY OF POSITIONS BY PROGRAM AND JOB CODE

Job Code/Title	Grade	2021 Approved & Adopted		2022 Department Request		2022 President's Recommendation	
		FTE Pos.	Salaries	FTE Pos.	Salaries	FTE Pos.	Salaries
19245-Seventh District							
0006-County Commissioner	S	1.0	85,000	1.0	85,000	1.0	85,000
6791-Aide to the Commissioner I	24	3.0	174,930	3.0	174,930	3.0	174,930
6792-Aide to the Commissioner II	24	1.0	72,828	1.0	72,828	1.0	72,828
		5.0	\$332,758	5.0	\$332,758	5.0	\$332,758
Total Salaries and Positions		5.0	\$332,758	5.0	\$332,758	5.0	\$332,758
Operating Fund Totals		5.0	\$332,758	5.0	\$332,758	5.0	\$332,758

PERSONAL SERVICES - SUMMARY OF POSITIONS BY GRADE

Salary Grade	2021 Approved & Adopted		2022 Department Request		2022 President's Recommendation	
	FTE Pos.	Salaries	FTE Pos.	Salaries	FTE Pos.	Salaries
24	4.0	247,758	4.0	247,758	4.0	247,758
S	1.0	85,000	1.0	85,000	1.0	85,000
Total Salaries and Positions	5.0	\$332,758	5.0	\$332,758	5.0	\$332,758
Operating Funds Total	5.0	\$332,758	5.0	\$332,758	5.0	\$332,758

MISSION

County Commissioners are elected officials who oversee county activities and work to ensure that citizen concerns are met, federal and state requirements are fulfilled, and county operations run smoothly.

KEY ACTIVITIES AND SERVICES

- The Cook County Board of Commissioners is the governing board and legislative body of the county. It is comprised of 17 Commissioners, each serving a four-year term and is elected from single member districts. Each district represents approximately 300,000 residents.
- The Board of Commissioners is responsible for the management of the affairs of Cook County.
- For each fiscal year, the board must adopt a resolution, termed the "Annual Appropriation Bill" in which the board appropriates funds for the operations of the County.

Fund Category	Appropriations (\$ thousands)			
	2019 Adopted	2020 Adopted	2021 Adopted	2022 Recommended
Corporate Fund	400	400	400	400
Total Funds	400	400	400	400
Expenditures by Type				
Personnel	353	350	349	349
Non Personnel	47	50	51	51
Total Funds	400	400	400	400
FTE Positions	5.0	5.0	5.0	5.0

Program Description	2021		2022	
	FTE Pos.	Adopted	FTE Pos.	Appropriation
13185-Eighth District	5.0	400,000	5.0	400,000
Total	5.0	400,000	5.0	400,000

DISTRIBUTION BY APPROPRIATION CLASSIFICATION

Account	2021 Approved & Adopted	Department Request	President's Recommendation	Difference
Personal Services				
501005-Salaries and Wages of Employees With Benefits	343,398	343,398	343,398	0
501510-Mandatory Medicare Cost	4,979	4,979	4,979	0
501765-Professional Develop/Fees	200	200	200	0
Personal Services Total	348,577	348,577	348,577	0
Contractual Service				
520259-Postage	500	500	500	0
520485-Graphics and Reproduction Services	1,600	1,600	1,600	0
520825-Professional Services	9,523	5,219	5,219	(4,304)
Contractual Service Total	11,623	7,319	7,319	(4,304)
Supplies & Materials				
530005-Food Supplies	600	600	600	0
530600-Office Supplies	1,100	1,100	1,100	0
530635-Books, Periodicals and Publish	200	200	200	0
Supplies & Materials Total	1,900	1,900	1,900	0
Operations & Maintenance				
540005-Utilities	6,000	6,000	6,000	0
Operations & Maintenance Total	6,000	6,000	6,000	0
Rental & Leasing				
550129-Facility and Office Space Rental	31,900	36,204	36,204	4,304
Rental & Leasing Total	31,900	36,204	36,204	4,304
Operating Funds Total	400,000	400,000	400,000	0

PERSONAL SERVICES - SUMMARY OF POSITIONS BY PROGRAM AND JOB CODE

Job Code/Title	Grade	2021 Approved & Adopted		2022 Department Request		2022 President's Recommendation	
		FTE Pos.	Salaries	FTE Pos.	Salaries	FTE Pos.	Salaries
13185-Eighth District							
0006-County Commissioner	S	1.0	85,000	1.0	85,000	1.0	85,000
6791-Aide to the Commissioner I	24	2.0	102,510	2.0	102,510	2.0	102,510
6792-Aide to the Commissioner II	24	2.0	155,888	2.0	155,888	2.0	155,888
		5.0	\$343,398	5.0	\$343,398	5.0	\$343,398
Total Salaries and Positions		5.0	\$343,398	5.0	\$343,398	5.0	\$343,398
Operating Fund Totals		5.0	\$343,398	5.0	\$343,398	5.0	\$343,398

PERSONAL SERVICES - SUMMARY OF POSITIONS BY GRADE

Salary Grade	2021 Approved & Adopted		2022 Department Request		2022 President's Recommendation	
	FTE Pos.	Salaries	FTE Pos.	Salaries	FTE Pos.	Salaries
24	4.0	258,398	4.0	258,398	4.0	258,398
S	1.0	85,000	1.0	85,000	1.0	85,000
Total Salaries and Positions	5.0	\$343,398	5.0	\$343,398	5.0	\$343,398
Operating Funds Total	5.0	\$343,398	5.0	\$343,398	5.0	\$343,398

MISSION

County Commissioners are elected officials who oversee county activities and work to ensure that citizen concerns are met, federal and state requirements are fulfilled, and county operations run smoothly.

KEY ACTIVITIES AND SERVICES

- The Cook County Board of Commissioners is the governing board and legislative body of the county. It is comprised of 17 Commissioners, each serving a four-year term and is elected from single member districts. Each district represents approximately 300,000 residents.
- The Board of Commissioners is responsible for the management of the affairs of Cook County.
- For each fiscal year, the board must adopt a resolution, termed the "Annual Appropriation Bill" in which the board appropriates funds for the operations of the County.

Fund Category	Appropriations (\$ thousands)			
	2019 Adopted	2020 Adopted	2021 Adopted	2022 Recommended
Corporate Fund	400	400	400	400
Total Funds	400	400	400	400
Expenditures by Type				
Personnel	375	379	382	383
Non Personnel	25	21	18	17
Total Funds	400	400	400	400
FTE Positions	4.2	4.2	4.2	4.2

Program Description	2021		2022	
	FTE Pos.	Adopted	FTE Pos.	Appropriation
16400-Ninth District Oversees county activities and work to ensure citizen concerns are met, federal and state requirements are fulfilled, and county operations run smoothly.	4.2	400,000	4.2	400,000
Total	4.2	400,000	4.2	400,000

DISTRIBUTION BY APPROPRIATION CLASSIFICATION

Account	2021 Approved & Adopted	Department Request	President's Recommendation	Difference
Personal Services				
501005-Salaries and Wages of Employees With Benefits	364,358	369,706	369,706	5,348
501510-Mandatory Medicare Cost	5,283	5,361	5,361	78
501835-Transportation and Travel Expenses	12,000	8,000	8,000	(4,000)
Personal Services Total	381,641	383,067	383,067	1,426
Contractual Service				
520259-Postage	1,000	500	500	(500)
520485-Graphics and Reproduction Services	2,500	1,000	1,000	(1,500)
520825-Professional Services	1,159	1,500	1,500	341
Contractual Service Total	4,659	3,000	3,000	(1,659)
Supplies & Materials				
530600-Office Supplies	1,000	1,083	1,083	83
530635-Books, Periodicals and Publish	500	800	800	300
Supplies & Materials Total	1,500	1,883	1,883	383
Operations & Maintenance				
540129-Maintenance and Subscription Services	2,000	1,850	1,850	(150)
Operations & Maintenance Total	2,000	1,850	1,850	(150)
Rental & Leasing				
550129-Facility and Office Space Rental	10,200	10,200	10,200	0
Rental & Leasing Total	10,200	10,200	10,200	0
Operating Funds Total	400,000	400,000	400,000	0

PERSONAL SERVICES - SUMMARY OF POSITIONS BY PROGRAM AND JOB CODE

Job Code/Title	Grade	2021 Approved & Adopted		2022 Department Request		2022 President's Recommendation	
		FTE Pos.	Salaries	FTE Pos.	Salaries	FTE Pos.	Salaries
16400-Ninth District							
0006-County Commissioner	S	1.0	85,000	1.0	85,000	1.0	85,000
6791-Aide to the Commissioner I	24	1.4	84,518	1.4	86,868	1.4	86,868
6792-Aide to the Commissioner II	24	1.8	194,840	1.8	197,839	1.8	197,839
		4.2	\$364,358	4.2	\$369,706	4.2	\$369,706
Total Salaries and Positions		4.2	\$364,358	4.2	\$369,706	4.2	\$369,706
Operating Fund Totals		4.2	\$364,358	4.2	\$369,706	4.2	\$369,706

PERSONAL SERVICES - SUMMARY OF POSITIONS BY GRADE

Salary Grade	2021 Approved & Adopted		2022 Department Request		2022 President's Recommendation	
	FTE Pos.	Salaries	FTE Pos.	Salaries	FTE Pos.	Salaries
24	3.2	279,358	3.2	284,706	3.2	284,706
S	1.0	85,000	1.0	85,000	1.0	85,000
Total Salaries and Positions	4.2	\$364,358	4.2	\$369,706	4.2	\$369,706
Operating Funds Total	4.2	\$364,358	4.2	\$369,706	4.2	\$369,706

MISSION

County Commissioners are elected officials who oversee county activities and work to ensure that citizen concerns are met, federal and state requirements are fulfilled, and county operations run smoothly.

KEY ACTIVITIES AND SERVICES

- The Cook County Board of Commissioners is the governing board and legislative body of the county. It is comprised of 17 Commissioners, each serving a four-year term and is elected from single member districts. Each district represents approximately 300,000 residents.
- The Board of Commissioners is responsible for the management of the affairs of Cook County.
- For each fiscal year, the board must adopt a resolution, termed the "Annual Appropriation Bill" in which the board appropriates funds for the operations of the County.

Fund Category	Appropriations (\$ thousands)			
	2019 Adopted	2020 Adopted	2021 Adopted	2022 Recommended
Corporate Fund	400	400	400	400
Total Funds	400	400	400	400
Expenditures by Type				
Personnel	351	373	376	376
Non Personnel	49	27	24	24
Total Funds	400	400	400	400
FTE Positions	5.0	5.0	5.0	5.0

Program Description	2021		2022	
	FTE Pos.	Adopted	FTE Pos.	Appropriation
20190-Tenth District Oversees county activities and work to ensure citizen concerns are met, federal and state requirements are fulfilled, and county operations run smoothly.	5.0	400,000	5.0	400,000
Total	5.0	400,000	5.0	400,000

DISTRIBUTION BY APPROPRIATION CLASSIFICATION

Account	2021 Approved & Adopted	Department Request	President's Recommendation	Difference
Personal Services				
501005-Salaries and Wages of Employees With Benefits	368,360	368,200	368,200	(160)
501510-Mandatory Medicare Cost	5,341	5,339	5,339	(2)
501835-Transportation and Travel Expenses	2,500	2,500	2,500	0
Personal Services Total	376,201	376,039	376,039	(162)
Contractual Service				
520485-Graphics and Reproduction Services	500	1,500	1,500	1,000
520825-Professional Services	5,000	4,162	4,162	(838)
Contractual Service Total	5,500	5,662	5,662	162
Supplies & Materials				
530600-Office Supplies	1,299	1,299	1,299	0
530635-Books, Periodicals and Publish	2,000	2,000	2,000	0
Supplies & Materials Total	3,299	3,299	3,299	0
Rental & Leasing				
550129-Facility and Office Space Rental	15,000	15,000	15,000	0
Rental & Leasing Total	15,000	15,000	15,000	0
Operating Funds Total	400,000	400,000	400,000	0

PERSONAL SERVICES - SUMMARY OF POSITIONS BY PROGRAM AND JOB CODE

Job Code/Title	Grade	2021 Approved & Adopted		2022 Department Request		2022 President's Recommendation	
		FTE Pos.	Salaries	FTE Pos.	Salaries	FTE Pos.	Salaries
20190-Tenth District							
0006-County Commissioner	S	1.0	85,000	1.0	85,000	1.0	85,000
6791-Aide to the Commissioner I	24	3.0	181,360	3.0	188,200	3.0	188,200
6792-Aide to the Commissioner II	24	1.0	102,000	1.0	95,000	1.0	95,000
		5.0	\$368,360	5.0	\$368,200	5.0	\$368,200
Total Salaries and Positions		5.0	\$368,360	5.0	\$368,200	5.0	\$368,200
Operating Fund Totals		5.0	\$368,360	5.0	\$368,200	5.0	\$368,200

PERSONAL SERVICES - SUMMARY OF POSITIONS BY GRADE

Salary Grade	2021 Approved & Adopted		2022 Department Request		2022 President's Recommendation	
	FTE Pos.	Salaries	FTE Pos.	Salaries	FTE Pos.	Salaries
24	4.0	283,360	4.0	283,200	4.0	283,200
S	1.0	85,000	1.0	85,000	1.0	85,000
Total Salaries and Positions	5.0	\$368,360	5.0	\$368,200	5.0	\$368,200
Operating Funds Total	5.0	\$368,360	5.0	\$368,200	5.0	\$368,200

MISSION

County Commissioners are elected officials who oversee county activities and work to ensure that citizen concerns are met, federal and state requirements are fulfilled, and county operations run smoothly.

KEY ACTIVITIES AND SERVICES

- The Cook County Board of Commissioners is the governing board and legislative body of the county. It is comprised of 17 Commissioners, each serving a four-year term and is elected from single member districts. Each district represents approximately 300,000 residents.
- The Board of Commissioners is responsible for the management of the affairs of Cook County.
- For each fiscal year, the board must adopt a resolution, termed the "Annual Appropriation Bill" in which the board appropriates funds for the operations of the County.

Fund Category	Appropriations (\$ thousands)			
	2019 Adopted	2020 Adopted	2021 Adopted	2022 Recommended
Corporate Fund	450	450	450	450
Total Funds	450	450	450	450
Expenditures by Type				
Personnel	446	436	432	432
Non Personnel	4	14	18	18
Total Funds	450	450	450	450
FTE Positions	6.2	6.0	6.0	6.0

Program Description	2021		2022	
	FTE Pos.	Adopted	FTE Pos.	Appropriation
13290-Eleventh District	3.0	194,669	3.0	195,899
13960-Finance Committee	3.0	255,331	3.0	254,101
Total	6.0	450,000	6.0	450,000

DISTRIBUTION BY APPROPRIATION CLASSIFICATION

Account	2021 Approved & Adopted	Department Request	President's Recommendation	Difference
Personal Services				
501005-Salaries and Wages of Employees With Benefits	425,789	425,788	425,788	(1)
501510-Mandatory Medicare Cost	6,174	6,174	6,174	0
Personal Services Total	431,963	431,962	431,962	(1)
Contractual Service				
520259-Postage	1,500	1,500	1,500	0
520485-Graphics and Reproduction Services	1,000	1,000	1,000	0
Contractual Service Total	2,500	2,500	2,500	0
Supplies & Materials				
530170-Institutional Supplies	13,537	13,538	13,538	1
530600-Office Supplies	1,000	1,000	1,000	0
530635-Books, Periodicals and Publish	1,000	1,000	1,000	0
Supplies & Materials Total	15,537	15,538	15,538	1
Operating Funds Total	450,000	450,000	450,000	0

PERSONAL SERVICES - SUMMARY OF POSITIONS BY PROGRAM AND JOB CODE

Job Code/Title	Grade	2021 Approved & Adopted		2022 Department Request		2022 President's Recommendation	
		FTE Pos.	Salaries	FTE Pos.	Salaries	FTE Pos.	Salaries
13290-Eleventh District							
6791-Aide to the Commissioner I	24	1.0	44,753	1.0	44,753	1.0	44,753
6792-Aide to the Commissioner II	24	2.0	142,698	2.0	143,910	2.0	143,910
		3.0	\$187,451	3.0	\$188,663	3.0	\$188,663
13960-Finance Committee							
0007-Chairman of Finance	S	1.0	90,000	1.0	90,000	1.0	90,000
6791-Aide to the Commissioner I	24	1.0	46,270	1.0	43,125	1.0	43,125
6792-Aide to the Commissioner II	24	1.0	102,068	1.0	104,000	1.0	104,000
		3.0	\$238,338	3.0	\$237,125	3.0	\$237,125
Total Salaries and Positions		6.0	\$425,789	6.0	\$425,788	6.0	\$425,788
Operating Fund Totals		6.0	\$425,789	6.0	\$425,788	6.0	\$425,788

PERSONAL SERVICES - SUMMARY OF POSITIONS BY GRADE

Salary Grade	2021 Approved & Adopted		2022 Department Request		2022 President's Recommendation	
	FTE Pos.	Salaries	FTE Pos.	Salaries	FTE Pos.	Salaries
24	5.0	335,789	5.0	335,788	5.0	335,788
S	1.0	90,000	1.0	90,000	1.0	90,000
Total Salaries and Positions	6.0	\$425,789	6.0	\$425,788	6.0	\$425,788
Operating Funds Total	6.0	\$425,789	6.0	\$425,788	6.0	\$425,788

MISSION

County Commissioners are elected officials who oversee county activities and work to ensure that citizen concerns are met, federal and state requirements are fulfilled, and county operations run smoothly.

KEY ACTIVITIES AND SERVICES

- The Cook County Board of Commissioners is the governing board and legislative body of the county. It is comprised of 17 Commissioners, each serving a four-year term and is elected from single member districts. Each district represents approximately 300,000 residents.
- The Board of Commissioners is responsible for the management of the affairs of Cook County.
- For each fiscal year, the board must adopt a resolution, termed the "Annual Appropriation Bill" in which the board appropriates funds for the operations of the County.

Fund Category	Appropriations (\$ thousands)			
	2019 Adopted	2020 Adopted	2021 Adopted	2022 Recommended
Corporate Fund	400	400	400	400
Total Funds	400	400	400	400
Expenditures by Type				
Personnel	208	349	355	355
Non Personnel	192	51	45	45
Total Funds	400	400	400	400
FTE Positions	4.1	5.0	5.0	5.0

Program Description	2021		2022	
	FTE Pos.	Adopted	FTE Pos.	Appropriation
20440-Twelfth District	5.0	400,000	5.0	400,000
Total	5.0	400,000	5.0	400,000

DISTRIBUTION BY APPROPRIATION CLASSIFICATION

Account	2021 Approved & Adopted	Department Request	President's Recommendation	Difference
Personal Services				
501005-Salaries and Wages of Employees With Benefits	342,040	344,300	344,300	2,260
501510-Mandatory Medicare Cost	4,960	4,992	4,992	33
501765-Professional Develop/Fees	7,500	5,000	5,000	(2,500)
501835-Transportation and Travel Expenses	500	500	500	0
Personal Services Total	355,000	354,792	354,792	(207)
Contractual Service				
520149-Communication Services	1,770	1,770	1,770	0
520259-Postage	-	5,500	5,500	5,500
520485-Graphics and Reproduction Services	13,000	12,189	12,189	(811)
520825-Professional Services	7,874	5,393	5,393	(2,481)
Contractual Service Total	22,644	24,852	24,852	2,208
Supplies & Materials				
530600-Office Supplies	3,000	1,000	1,000	(2,000)
530635-Books, Periodicals and Publish	2,000	2,000	2,000	0
Supplies & Materials Total	5,000	3,000	3,000	(2,000)
Operations & Maintenance				
540005-Utilities	4,000	4,000	4,000	0
Operations & Maintenance Total	4,000	4,000	4,000	0
Rental & Leasing				
550129-Facility and Office Space Rental	13,356	13,356	13,356	0
Rental & Leasing Total	13,356	13,356	13,356	0
Operating Funds Total	400,000	400,000	400,000	1

PERSONAL SERVICES - SUMMARY OF POSITIONS BY PROGRAM AND JOB CODE

Job Code/Title	Grade	2021 Approved & Adopted		2022 Department Request		2022 President's Recommendation	
		FTE Pos.	Salaries	FTE Pos.	Salaries	FTE Pos.	Salaries
20440-Twelfth District							
0006-County Commissioner	S	1.0	85,000	1.0	85,000	1.0	85,000
6791-Aide to the Commissioner I	24	1.0	26,520	2.0	80,800	2.0	80,800
6792-Aide to the Commissioner II	24	3.0	230,520	2.0	178,500	2.0	178,500
		5.0	\$342,040	5.0	\$344,300	5.0	\$344,300
Total Salaries and Positions		5.0	\$342,040	5.0	\$344,300	5.0	\$344,300
Operating Fund Totals		5.0	\$342,040	5.0	\$344,300	5.0	\$344,300

PERSONAL SERVICES - SUMMARY OF POSITIONS BY GRADE

Salary Grade	2021 Approved & Adopted		2022 Department Request		2022 President's Recommendation	
	FTE Pos.	Salaries	FTE Pos.	Salaries	FTE Pos.	Salaries
24	4.0	257,040	4.0	259,300	4.0	259,300
S	1.0	85,000	1.0	85,000	1.0	85,000
Total Salaries and Positions	5.0	\$342,040	5.0	\$344,300	5.0	\$344,300
Operating Funds Total	5.0	\$342,040	5.0	\$344,300	5.0	\$344,300

MISSION

County Commissioners are elected officials who oversee county activities and work to ensure that citizen concerns are met, federal and state requirements are fulfilled, and county operations run smoothly.

KEY ACTIVITIES AND SERVICES

- The Cook County Board of Commissioners is the governing board and legislative body of the county. It is comprised of 17 Commissioners, each serving a four-year term and is elected from single member districts. Each district represents approximately 300,000 residents.
- The Board of Commissioners is responsible for the management of the affairs of Cook County.
- For each fiscal year, the board must adopt a resolution, termed the "Annual Appropriation Bill" in which the board appropriates funds for the operations of the County.

Fund Category	Appropriations (\$ thousands)			
	2019 Adopted	2020 Adopted	2021 Adopted	2022 Recommended
Corporate Fund	400	400	400	400
Total Funds	400	400	400	400
Expenditures by Type				
Personnel	372	345	350	363
Non Personnel	28	55	50	37
Total Funds	400	400	400	400
FTE Positions	4.6	4.2	4.2	4.6

Program Description	2021		2022	
	FTE Pos.	Adopted	FTE Pos.	Appropriation
20225-Thirteenth District Oversees county activities and work to ensure citizen concerns are met, federal and state requirements are fulfilled, and county operations run smoothly.	4.2	400,000	4.6	400,000
Total	4.2	400,000	4.6	400,000

DISTRIBUTION BY APPROPRIATION CLASSIFICATION

Account	2021 Approved & Adopted	Department Request	President's Recommendation	Difference
Personal Services				
501005-Salaries and Wages of Employees With Benefits	345,100	357,900	357,900	12,800
501510-Mandatory Medicare Cost	5,004	5,190	5,190	186
Personal Services Total	350,104	363,090	363,090	12,986
Contractual Service				
520825-Professional Services	23,643	10,657	10,657	(12,986)
Contractual Service Total	23,643	10,657	10,657	(12,986)
Rental & Leasing				
550129-Facility and Office Space Rental	26,253	26,253	26,253	0
Rental & Leasing Total	26,253	26,253	26,253	0
Operating Funds Total	400,000	400,000	400,000	0

PERSONAL SERVICES - SUMMARY OF POSITIONS BY PROGRAM AND JOB CODE

Job Code/Title	Grade	2021 Approved & Adopted		2022 Department Request		2022 President's Recommendation	
		FTE Pos.	Salaries	FTE Pos.	Salaries	FTE Pos.	Salaries
20225-Thirteenth District							
0006-County Commissioner	S	1.0	85,000	1.0	85,000	1.0	85,000
6791-Aide to the Commissioner I	24	2.2	193,800	2.6	197,900	2.6	197,900
6792-Aide to the Commissioner II	24	1.0	66,300	1.0	75,000	1.0	75,000
		4.2	\$345,100	4.6	\$357,900	4.6	\$357,900
Total Salaries and Positions		4.2	\$345,100	4.6	\$357,900	4.6	\$357,900
Operating Fund Totals		4.2	\$345,100	4.6	\$357,900	4.6	\$357,900

PERSONAL SERVICES - SUMMARY OF POSITIONS BY GRADE

Salary Grade	2021 Approved & Adopted		2022 Department Request		2022 President's Recommendation	
	FTE Pos.	Salaries	FTE Pos.	Salaries	FTE Pos.	Salaries
24	3.2	260,100	3.6	272,900	3.6	272,900
S	1.0	85,000	1.0	85,000	1.0	85,000
Total Salaries and Positions	4.2	\$345,100	4.6	\$357,900	4.6	\$357,900
Operating Funds Total	4.2	\$345,100	4.6	\$357,900	4.6	\$357,900

MISSION

County Commissioners are elected officials who oversee county activities and work to ensure that citizen concerns are met, federal and state requirements are fulfilled, and county operations run smoothly.

KEY ACTIVITIES AND SERVICES

- The Cook County Board of Commissioners is the governing board and legislative body of the county. It is comprised of 17 Commissioners, each serving a four-year term and is elected from single member districts. Each district represents approximately 300,000 residents.
- The Board of Commissioners is responsible for the management of the affairs of Cook County.
- For each fiscal year, the board must adopt a resolution, termed the "Annual Appropriation Bill" in which the board appropriates funds for the operations of the County.

Fund Category	Appropriations (\$ thousands)			
	2019 Adopted	2020 Adopted	2021 Adopted	2022 Recommended
Corporate Fund	400	400	400	400
Total Funds	400	400	400	400
Expenditures by Type				
Personnel	380	349	350	347
Non Personnel	20	51	50	53
Total Funds	400	400	400	400
FTE Positions	5.0	5.0	5.0	5.0

Program Description	2021		2022	
	FTE Pos.	Adopted	FTE Pos.	Appropriation
14165-Fourteenth District Oversees county activities and work to ensure citizen concerns are met, federal and state requirements are fulfilled, and county operations run smoothly.	5.0	400,000	5.0	400,000
Total	5.0	400,000	5.0	400,000

DISTRIBUTION BY APPROPRIATION CLASSIFICATION

Account	2021 Approved & Adopted	Department Request	President's Recommendation	Difference
Personal Services				
501005-Salaries and Wages of Employees With Benefits	341,000	338,000	338,000	(3,000)
501510-Mandatory Medicare Cost	4,945	4,901	4,901	(44)
501835-Transportation and Travel Expenses	4,000	4,000	4,000	0
Personal Services Total	349,945	346,901	346,901	(3,044)
Contractual Service				
520485-Graphics and Reproduction Services	1,000	1,000	1,000	0
520825-Professional Services	21,055	24,099	24,099	3,044
Contractual Service Total	22,055	25,099	25,099	3,044
Supplies & Materials				
530600-Office Supplies	1,000	1,000	1,000	0
Supplies & Materials Total	1,000	1,000	1,000	0
Operations & Maintenance				
540005-Utilities	4,000	4,000	4,000	0
Operations & Maintenance Total	4,000	4,000	4,000	0
Rental & Leasing				
550129-Facility and Office Space Rental	23,000	23,000	23,000	0
Rental & Leasing Total	23,000	23,000	23,000	0
Operating Funds Total	400,000	400,000	400,000	1

PERSONAL SERVICES - SUMMARY OF POSITIONS BY PROGRAM AND JOB CODE

Job Code/Title	Grade	2021 Approved & Adopted		2022 Department Request		2022 President's Recommendation	
		FTE Pos.	Salaries	FTE Pos.	Salaries	FTE Pos.	Salaries
14165-Fourteenth District							
0006-County Commissioner	S	1.0	85,000	1.0	85,000	1.0	85,000
6791-Aide to the Commissioner I	24	2.0	62,320	2.0	52,320	2.0	52,320
6792-Aide to the Commissioner II	24	2.0	193,680	2.0	200,680	2.0	200,680
		5.0	\$341,000	5.0	\$338,000	5.0	\$338,000
Total Salaries and Positions		5.0	\$341,000	5.0	\$338,000	5.0	\$338,000
Operating Fund Totals		5.0	\$341,000	5.0	\$338,000	5.0	\$338,000

PERSONAL SERVICES - SUMMARY OF POSITIONS BY GRADE

Salary Grade	2021 Approved & Adopted		2022 Department Request		2022 President's Recommendation	
	FTE Pos.	Salaries	FTE Pos.	Salaries	FTE Pos.	Salaries
24	4.0	256,000	4.0	253,000	4.0	253,000
S	1.0	85,000	1.0	85,000	1.0	85,000
Total Salaries and Positions	5.0	\$341,000	5.0	\$338,000	5.0	\$338,000
Operating Funds Total	5.0	\$341,000	5.0	\$338,000	5.0	\$338,000

MISSION

County Commissioners are elected officials who oversee county activities and work to ensure that citizen concerns are met, federal and state requirements are fulfilled, and county operations run smoothly.

KEY ACTIVITIES AND SERVICES

- The Cook County Board of Commissioners is the governing board and legislative body of the county. It is comprised of 17 Commissioners, each serving a four-year term and is elected from single member districts. Each district represents approximately 300,000 residents.
- The Board of Commissioners is responsible for the management of the affairs of Cook County.
- For each fiscal year, the board must adopt a resolution, termed the "Annual Appropriation Bill" in which the board appropriates funds for the operations of the County.

Fund Category	Appropriations (\$ thousands)			
	2019 Adopted	2020 Adopted	2021 Adopted	2022 Recommended
Corporate Fund	400	400	400	400
Total Funds	400	400	400	400
Expenditures by Type				
Personnel	349	350	365	366
Non Personnel	51	50	35	34
Total Funds	400	400	400	400
FTE Positions	5.0	5.0	5.0	5.0

Program Description	2021		2022	
	FTE Pos.	Adopted	FTE Pos.	Appropriation
13915-Fifteenth District Oversees county activities and work to ensure citizen concerns are met, federal and state requirements are fulfilled, and county operations run smoothly.	5.0	400,000	5.0	400,000
Total	5.0	400,000	5.0	400,000

DISTRIBUTION BY APPROPRIATION CLASSIFICATION

Account	2021 Approved & Adopted	Department Request	President's Recommendation	Difference
Personal Services				
501005-Salaries and Wages of Employees With Benefits	347,636	347,636	347,636	0
501510-Mandatory Medicare Cost	5,041	5,041	5,041	0
501835-Transportation and Travel Expenses	12,000	13,000	13,000	1,000
Personal Services Total	364,677	365,677	365,677	1,000
Contractual Service				
520209-Food Services	1,000	1,000	1,000	0
520485-Graphics and Reproduction Services	2,000	3,000	3,000	1,000
520825-Professional Services	2,996	1,858	1,858	(1,138)
Contractual Service Total	5,996	5,858	5,858	(138)
Supplies & Materials				
530600-Office Supplies	3,327	1,465	1,465	(1,862)
530635-Books, Periodicals and Publish	3,000	3,000	3,000	0
Supplies & Materials Total	6,327	4,465	4,465	(1,862)
Operations & Maintenance				
540005-Utilities	4,000	4,000	4,000	0
Operations & Maintenance Total	4,000	4,000	4,000	0
Rental & Leasing				
550129-Facility and Office Space Rental	19,000	20,000	20,000	1,000
Rental & Leasing Total	19,000	20,000	20,000	1,000
Operating Funds Total	400,000	400,000	400,000	0

PERSONAL SERVICES - SUMMARY OF POSITIONS BY PROGRAM AND JOB CODE

Job Code/Title	Grade	2021 Approved & Adopted		2022 Department Request		2022 President's Recommendation	
		FTE Pos.	Salaries	FTE Pos.	Salaries	FTE Pos.	Salaries
13915-Fifteenth District							
0006-County Commissioner	S	1.0	85,000	1.0	85,000	1.0	85,000
6791-Aide to the Commissioner I	24	3.0	169,000	3.0	169,000	3.0	169,000
6792-Aide to the Commissioner II	24	1.0	93,636	1.0	93,636	1.0	93,636
		5.0	\$347,636	5.0	\$347,636	5.0	\$347,636
Total Salaries and Positions		5.0	\$347,636	5.0	\$347,636	5.0	\$347,636
Operating Fund Totals		5.0	\$347,636	5.0	\$347,636	5.0	\$347,636

PERSONAL SERVICES - SUMMARY OF POSITIONS BY GRADE

Salary Grade	2021 Approved & Adopted		2022 Department Request		2022 President's Recommendation	
	FTE Pos.	Salaries	FTE Pos.	Salaries	FTE Pos.	Salaries
24	4.0	262,636	4.0	262,636	4.0	262,636
S	1.0	85,000	1.0	85,000	1.0	85,000
Total Salaries and Positions	5.0	\$347,636	5.0	\$347,636	5.0	\$347,636
Operating Funds Total	5.0	\$347,636	5.0	\$347,636	5.0	\$347,636

MISSION

County Commissioners are elected officials who oversee county activities and work to ensure that citizen concerns are met, federal and state requirements are fulfilled, and county operations run smoothly.

KEY ACTIVITIES AND SERVICES

- The Cook County Board of Commissioners is the governing board and legislative body of the county. It is comprised of 17 Commissioners, each serving a four-year term and is elected from single member districts. Each district represents approximately 300,000 residents.
- The Board of Commissioners is responsible for the management of the affairs of Cook County.
- For each fiscal year, the board must adopt a resolution, termed the "Annual Appropriation Bill" in which the board appropriates funds for the operations of the County.

Fund Category	Appropriations (\$ thousands)			
	2019 Adopted	2020 Adopted	2021 Adopted	2022 Recommended
Corporate Fund	400	400	400	400
Total Funds	400	400	400	400
Expenditures by Type				
Personnel	379	380	360	360
Non Personnel	21	20	40	40
Total Funds	400	400	400	400
FTE Positions	4.1	4.0	5.0	5.0

Program Description	2021		2022	
	FTE Pos.	Adopted	FTE Pos.	Appropriation
19330-Sixteenth District Oversees county activities and work to ensure citizen concerns are met, federal and state requirements are fulfilled, and county operations run smoothly.	5.0	400,000	5.0	400,000
Total	5.0	400,000	5.0	400,000

DISTRIBUTION BY APPROPRIATION CLASSIFICATION

Account	2021 Approved & Adopted	Department Request	President's Recommendation	Difference
Personal Services				
501005-Salaries and Wages of Employees With Benefits	345,560	345,560	345,560	0
501510-Mandatory Medicare Cost	5,011	5,011	5,011	0
501835-Transportation and Travel Expenses	9,000	9,000	9,000	0
Personal Services Total	359,571	359,571	359,571	0
Contractual Service				
520485-Graphics and Reproduction Services	7,800	7,800	7,800	0
520609-Advertising and Promotions	3,000	3,000	3,000	0
520825-Professional Services	12,229	12,229	12,229	0
Contractual Service Total	23,029	23,029	23,029	0
Supplies & Materials				
530600-Office Supplies	1,200	1,200	1,200	0
Supplies & Materials Total	1,200	1,200	1,200	0
Operations & Maintenance				
540005-Utilities	4,200	4,200	4,200	0
Operations & Maintenance Total	4,200	4,200	4,200	0
Rental & Leasing				
550129-Facility and Office Space Rental	12,000	12,000	12,000	0
Rental & Leasing Total	12,000	12,000	12,000	0
Operating Funds Total	400,000	400,000	400,000	0

PERSONAL SERVICES - SUMMARY OF POSITIONS BY PROGRAM AND JOB CODE

Job Code/Title	Grade	2021 Approved & Adopted		2022 Department Request		2022 President's Recommendation	
		FTE Pos.	Salaries	FTE Pos.	Salaries	FTE Pos.	Salaries
19330-Sixteenth District							
0006-County Commissioner	S	1.0	85,000	1.0	85,000	1.0	85,000
6791-Aide to the Commissioner I	24	3.0	173,860	3.0	173,860	3.0	173,860
6792-Aide to the Commissioner II	24	1.0	86,700	1.0	86,700	1.0	86,700
		5.0	\$345,560	5.0	\$345,560	5.0	\$345,560
Total Salaries and Positions		5.0	\$345,560	5.0	\$345,560	5.0	\$345,560
Operating Fund Totals		5.0	\$345,560	5.0	\$345,560	5.0	\$345,560

PERSONAL SERVICES - SUMMARY OF POSITIONS BY GRADE

Salary Grade	2021 Approved & Adopted		2022 Department Request		2022 President's Recommendation	
	FTE Pos.	Salaries	FTE Pos.	Salaries	FTE Pos.	Salaries
24	4.0	260,560	4.0	260,560	4.0	260,560
S	1.0	85,000	1.0	85,000	1.0	85,000
Total Salaries and Positions	5.0	\$345,560	5.0	\$345,560	5.0	\$345,560
Operating Funds Total	5.0	\$345,560	5.0	\$345,560	5.0	\$345,560

MISSION

County Commissioners are elected officials who oversee county activities and work to ensure that citizen concerns are met, federal and state requirements are fulfilled, and county operations run smoothly.

KEY ACTIVITIES AND SERVICES

- The Cook County Board of Commissioners is the governing board and legislative body of the county. It is comprised of 17 Commissioners, each serving a four-year term and is elected from single member districts. Each district represents approximately 300,000 residents.
- The Board of Commissioners is responsible for the management of the affairs of Cook County.
- For each fiscal year, the board must adopt a resolution, termed the "Annual Appropriation Bill" in which the board appropriates funds for the operations of the County.

Fund Category	Appropriations (\$ thousands)			
	2019 Adopted	2020 Adopted	2021 Adopted	2022 Recommended
Corporate Fund	400	400	400	400
Total Funds	400	400	400	400
Expenditures by Type				
Personnel	317	353	309	325
Non Personnel	83	47	91	75
Total Funds	400	400	400	400
FTE Positions	4.1	5.0	4.0	4.0

Program Description	2021		2022	
	FTE Pos.	Adopted	FTE Pos.	Appropriation
19240-Seventeenth District Oversees county activities and work to ensure citizen concerns are met, federal and state requirements are fulfilled, and county operations run smoothly.	4.0	400,000	4.0	400,000
Total	4.0	400,000	4.0	400,000

DISTRIBUTION BY APPROPRIATION CLASSIFICATION

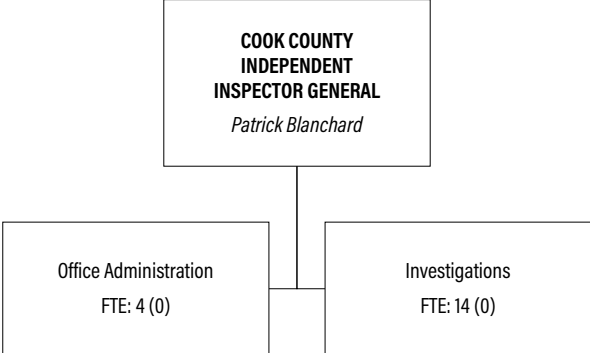
Account	2021 Approved & Adopted	Department Request	President's Recommendation	Difference
Personal Services				
501005-Salaries and Wages of Employees With Benefits	305,000	320,000	320,000	15,000
501510-Mandatory Medicare Cost	4,423	4,640	4,640	218
Personal Services Total	309,423	324,640	324,640	15,218
Contractual Service				
520825-Professional Services	65,497	49,960	49,960	(15,537)
Contractual Service Total	65,497	49,960	49,960	(15,537)
Operations & Maintenance				
540005-Utilities	2,400	2,400	2,400	0
Operations & Maintenance Total	2,400	2,400	2,400	0
Rental & Leasing				
550129-Facility and Office Space Rental	22,680	23,000	23,000	320
Rental & Leasing Total	22,680	23,000	23,000	320
Operating Funds Total	400,000	400,000	400,000	1

PERSONAL SERVICES - SUMMARY OF POSITIONS BY PROGRAM AND JOB CODE

Job Code/Title	Grade	2021 Approved & Adopted		2022 Department Request		2022 President's Recommendation	
		FTE Pos.	Salaries	FTE Pos.	Salaries	FTE Pos.	Salaries
19240-Seventeenth District							
0006-County Commissioner	S	1.0	85,000	1.0	85,000	1.0	85,000
6791-Aide to the Commissioner I	24	1.0	57,500	1.0	64,500	1.0	64,500
6792-Aide to the Commissioner II	24	2.0	162,500	2.0	170,500	2.0	170,500
		4.0	\$305,000	4.0	\$320,000	4.0	\$320,000
Total Salaries and Positions		4.0	\$305,000	4.0	\$320,000	4.0	\$320,000
Operating Fund Totals		4.0	\$305,000	4.0	\$320,000	4.0	\$320,000

PERSONAL SERVICES - SUMMARY OF POSITIONS BY GRADE

Salary Grade	2021 Approved & Adopted		2022 Department Request		2022 President's Recommendation	
	FTE Pos.	Salaries	FTE Pos.	Salaries	FTE Pos.	Salaries
24	3.0	220,000	3.0	235,000	3.0	235,000
S	1.0	85,000	1.0	85,000	1.0	85,000
Total Salaries and Positions	4.0	\$305,000	4.0	\$320,000	4.0	\$320,000
Operating Funds Total	4.0	\$305,000	4.0	\$320,000	4.0	\$320,000



BUREAU

BUREAU SUMMARY OF APPROPRIATIONS AND POSITIONS
BUREAU DISTRIBUTION BY APPROPRIATION CLASSIFICATION

DEPARTMENTS

DEPARTMENT OVERVIEW
DEPARTMENT BUDGET
DISTRIBUTION BY APPROPRIATION CLASSIFICATION
PERSONAL SERVICES, SUMMARY OF POSITIONS
SUMMARY OF POSITIONS BY GRADE

OFFICE OF THE INDEPENDENT INSPECTOR GENERAL

1080 OFFICE OF THE INDEPENDENT INSPECTOR GENERAL

SUMMARY OF APPROPRIATIONS

Department and Title	2021 Approved & Adopted	Department Request	President's Recommendation	Difference
Corporate Fund				
1080-Office of Independent Inspector General	1,874,663	1,945,869	1,945,869	71,206
Corporate Fund Total	\$1,874,663	\$1,945,869	\$1,945,869	\$71,206
General Funds Total	\$1,874,663	\$1,945,869	\$1,945,869	\$71,206
Total Appropriations	\$1,874,663	\$1,945,869	\$1,945,869	\$71,206

SUMMARY OF POSITIONS

Department and Title	2021 Approved Positions	2022 Department Request	2022 President's Recommendation	Difference
Corporate Fund				
1080-Office of Independent Inspector General	19.0	19.0	19.0	-
Corporate Fund Total	19.0	19.0	19.0	-
General Funds Total	19.0	19.0	19.0	-
Total Positions	19.0	19.0	19.0	-

MISSION

The OIIG was formed to detect and deter corruption, fraud, waste, mismanagement, unlawful political discrimination and misconduct in the operation of Cook County Government, the Forest Preserves of Cook County and the Metropolitan Water Reclamation District of Greater Chicago.

MANDATES

Continues to meet the goals set forth in the OIIG Enabling Ordinance and the Supplemental Relief Orders entered in the matter of Shakman v. Cook County (N.D. Ill.).

Administers approximately 730 complaints annually for investigative action.

Provides training and instruction to employees on the functions and mission of the OIIG, employment harassment and discrimination and other forms of unlawful practices affecting Cook County government.

OPERATIONAL HIGHLIGHTS: 2021 INITIATIVES AND OUTCOMES

In 2020, the OIIG received a total of 795 complaints for OIIG consideration. The number of complaints received yearly has trended upward since the inception of the OIIG in 2008 (ex. 2017 - 417 complaints; 2019 - 600 complaints) though an increased uptick in complaints is attributable to the circumstances triggered by the pandemic. As of July 21, 2021, the OIIG has received 395 complaints. In 2021, the OIIG adopted practices incorporating increased use of technology to continue to meet our mandate. This has significantly enhanced OIIG processes by enabling OIIG staff to manage all case activity through the OIIG case management system at any time. We will be incorporating the practices moving forward. The OIIG has also been able to fill five OIIG Investigator vacancies in 2021 further supporting our ability to properly consider all contacts to the OIIG and take investigative action where appropriate.

OPERATIONAL OPPORTUNITIES: 2022 INITIATIVES AND GOALS

The OIIG will continue to focus its resources toward identifying fraud, waste, corruption, mismanagement, misconduct and unlawful political discrimination in Cook County government and those doing business with Cook County. This office will continue to focus available resources on those areas of importance to Cook County government including procurement matters, effective personnel management, and internal controls protecting government property, as well as identifying acts of misconduct throughout the government. These areas support potential cost savings and ensure the efficient use of Cook County resources.

Performance Metric Name	2019 Actual	2020 Actual	2021 Target	2021 Projection	2022 Target
% of Recommendations Adopted	80%	90%	85%	85%	85%
Number of New Complaints	600	795	795	730	730
Average Number of New Complaints per Investigator	52	82	50	60	50
Average Field Staff Cost per Complaint	\$2,200	\$1,323	\$2,200	\$1,642	\$1,990

BUDGET HIGHLIGHTS

- The OIIG will further enhance its case management system to further streamline case workflow.
- The OIIG will continue to focus on sexual harassment and discrimination and other forms of misconduct in employment.
- In 2022, the OIIG will conduct reviews in the areas of contract and grant management.

Fund Category	Appropriations (\$ thousands)			
	2019 Adopted	2020 Adopted	2021 Adopted	2022 Recommended
Corporate Fund	2,013	1,859	1,875	1,946
Total Funds	2,013	1,859	1,875	1,946
Expenditures by Type				
Personnel	1,957	2,236	2,254	2,279
Non Personnel	56	(377)	(380)	(333)
Total Funds	2,013	1,859	1,875	1,946
FTE Positions	17.0	19.0	19.0	19.0

Program Description	2021		2022	
	FTE Pos.	Adopted	FTE Pos.	Appropriation
10155-Administration Supervises departmental operations and manages administrative functions.	5.0	612,575	5.0	704,267
15220-Investigations Conducts investigations according to and related to departmental mission and mandates.	14.0	1,261,789	14.0	1,241,303
20192-COVID-19 Expenses associated with mitigating the effects and spread of COVID-19, not otherwise required as part of the County's normal operations.	0.0	300	0.0	300
Total	19.0	1,874,663	19.0	1,945,869

DISTRIBUTION BY APPROPRIATION CLASSIFICATION

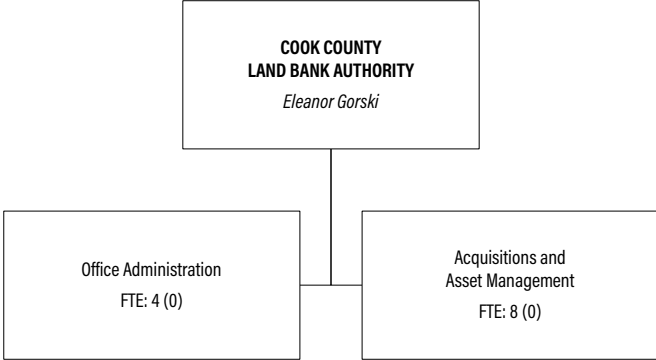
Account	2021 Approved & Adopted	Department Request	President's Recommendation	Difference
Personal Services				
501005-Salaries and Wages of Employees With Benefits	1,949,368	1,972,417	1,972,417	23,049
501165-Planned Salary Adjustment	-	10,000	10,000	10,000
501510-Mandatory Medicare Cost	29,230	29,485	29,485	254
501585-Insurance Benefits	267,860	249,147	249,147	(18,713)
501765-Professional Develop/Fees	7,300	12,600	12,600	5,300
501835-Transportation and Travel Expenses	500	5,000	5,000	4,500
Personal Services Total	2,254,258	2,278,648	2,278,648	24,390
Contractual Service				
520149-Communication Services	1,154	1,249	1,249	95
520259-Postage	300	350	350	50
520485-Graphics and Reproduction Services	300	1,000	1,000	700
520825-Professional Services	10,000	20,000	20,000	10,000
Contractual Service Total	11,754	22,599	22,599	10,845
Supplies & Materials				
530170-Institutional Supplies	300	300	300	0
530600-Office Supplies	1,800	5,000	5,000	3,200
530635-Books, Periodicals and Publish	5,680	4,728	4,728	(952)
Supplies & Materials Total	7,780	10,028	10,028	2,248
Operations & Maintenance				
540129-Maintenance and Subscription Services	23,457	37,471	37,471	14,014
540245-Automotive Operations and Maintenance	6,000	7,500	7,500	1,500
540345-Property Maintenance and Operations	76,581	74,703	74,703	(1,878)
Operations & Maintenance Total	106,038	119,674	119,674	13,636
Rental & Leasing				
550029-Countywide Office and Data Processing Equip Rental	1,404	1,404	1,404	0
550129-Facility and Office Space Rental	3,673	5,760	5,760	2,087
Rental & Leasing Total	5,077	7,164	7,164	2,087
Contingencies & Special Purpose				
580050-Cook County Administration	7,756	7,756	7,756	0
580379-Appropriation Adjustments	132,000	150,000	150,000	18,000
580419-Appropriation Transfer	(650,000)	(650,000)	(650,000)	0
Contingencies & Special Purpose Total	(510,244)	(492,244)	(492,244)	18,000
Operating Funds Total	1,874,663	1,945,869	1,945,869	71,206

PERSONAL SERVICES - SUMMARY OF POSITIONS BY PROGRAM AND JOB CODE

Job Code/Title	Grade	2021 Approved & Adopted		2022 Department Request		2022 President's Recommendation	
		FTE Pos.	Salaries	FTE Pos.	Salaries	FTE Pos.	Salaries
10155-Administration							
0062-Inspector General	24	1.0	168,840	1.0	168,840	1.0	168,840
5203-Deputy Inspector General	24	2.0	262,094	2.0	262,094	2.0	262,094
5566-General Counsel-OIIG	24	1.0	131,047	1.0	131,047	1.0	131,047
6292-Exec Asst to the Inspect Gen	21	1.0	77,741	1.0	79,311	1.0	79,311
		5.0	\$639,722	5.0	\$641,291	5.0	\$641,291
15220-Investigations							
0149-Investigator IV Financial	21	1.0	106,344	1.0	108,486	1.0	108,486
0150-Investigator III	20	5.0	431,792	5.0	437,251	5.0	437,251
0642-Investigator V	22	3.0	322,698	3.0	325,371	3.0	325,371
5575-Investigator IV-OIIG	21	4.0	401,440	4.0	404,831	4.0	404,831
7153-Investigator V-UPD Supervisor	22	1.0	113,896	1.0	116,190	1.0	116,190
		14.0	\$1,376,171	14.0	\$1,392,129	14.0	\$1,392,129
Total Salaries and Positions		19.0	\$2,015,892	19.0	\$2,033,419	19.0	\$2,033,419
Turnover Adjustment		-	(66,524)	-	(61,003)	-	(61,003)
Operating Fund Totals		19.0	\$1,949,368	19.0	\$1,972,417	19.0	\$1,972,417

PERSONAL SERVICES - SUMMARY OF POSITIONS BY GRADE

Salary Grade	2021 Approved & Adopted		2022 Department Request		2022 President's Recommendation	
	FTE Pos.	Salaries	FTE Pos.	Salaries	FTE Pos.	Salaries
20	5.0	431,792	5.0	437,251	5.0	437,251
21	6.0	585,525	6.0	592,628	6.0	592,628
22	4.0	436,594	4.0	441,561	4.0	441,561
24	4.0	561,981	4.0	561,980	4.0	561,980
Total Salaries and Positions	19.0	\$2,015,892	19.0	\$2,033,419	19.0	\$2,033,419
Turnover Adjustment	-	\$(66,524)	-	\$(61,003)	-	\$(61,003)
Operating Funds Total	19.0	\$1,949,368	19.0	\$1,972,417	19.0	\$1,972,417



BUREAU

BUREAU SUMMARY OF APPROPRIATIONS AND POSITIONS
BUREAU DISTRIBUTION BY APPROPRIATION CLASSIFICATION

DEPARTMENTS

DEPARTMENT OVERVIEW
DEPARTMENT BUDGET
DISTRIBUTION BY APPROPRIATION CLASSIFICATION
PERSONAL SERVICES, SUMMARY OF POSITIONS
SUMMARY OF POSITIONS BY GRADE

COOK COUNTY LAND BANK AUTHORITY

1586 COOK COUNTY LAND BANK AUTHORITY

SUMMARY OF APPROPRIATIONS

Department and Title	2021 Approved & Adopted	Department Request	President's Recommendation	Difference
Special Purpose Funds				
11274-Land Bank Authority	10,171,209	10,212,551	10,212,551	41,342
Special Purpose Funds Total	\$10,171,209	\$10,212,551	\$10,212,551	\$41,342
Restricted				
G53820-Grant 2019 LB Abandoned Property	129,660	-	-	(129,660)
G53821-Grant 2019 LB Franklin Park_ Lee Street Buyout	4,681,280	4,681,280	4,681,280	0
G53992-Grant 2020 LB Abandoned Property	250,000	126,609	126,609	(123,391)
Restricted Total	\$5,060,940	\$4,807,889	\$4,807,889	\$(253,051)
Total Appropriations	\$15,232,149	\$15,020,440	\$15,020,440	\$(211,709)

SUMMARY OF POSITIONS

Department and Title	2021 Approved Positions	2022 Department Request	2022 President's Recommendation	Difference
Special Purpose Funds				
11274-Land Bank Authority	12.0	13.0	13.0	1.0
Special Purpose Funds Total	12.0	13.0	13.0	1.0
Special Revenue Fund Total	12.0	13.0	13.0	1.0
Total Positions	12.0	13.0	13.0	1.0

MISSION

The Cook County Land Bank Authority (CCLBA) will acquire, hold, and transfer interest in real property throughout Cook County to promote redevelopment and reuse of vacant, abandoned, foreclosed, or tax delinquent properties, and support targeted efforts to stabilize neighborhoods.

MANDATES

CCLBA was established in 2013 by Cook County, Illinois - Code of Ordinances, Part II Land Development Ordinances, Chapter 103, Land Bank Authority, Sections 103-1 through 103-71 to use available resources to facilitate the return of vacant, abandoned and tax-delinquent properties to productive use thereby combating community deterioration, creating economic growth, and stabilizing the housing and job market.

**OPERATIONAL HIGHLIGHTS:
2021 INITIATIVES AND OUTCOMES**

FY2021 projected goals for the CCLBA include acquiring 800 properties, selling 250 properties, rehabilitating 300 homes, demolishing 40 homes, and creating \$40,000,000 in community wealth. 80% of the homes sold by CCLBA have been rehabilitated and sold to a homeowner. This results in stabilized neighborhoods, family stability, stronger tax base, and wealth creation. COVID-19 led to closed courts and county agencies, which in turn created a backlog that slowed the pace of property acquisitions and sales. Despite these challenges, as of June 30,2021, acquisitions are at 49% of goal, sales are at 51% of goal, rehabs are at 48% of goal, and community wealth has reached 87% of goal.

CCLBA furthered its commitment to homeownership by continuing its Homebuyer Direct Program. The focus of this program lies in reaching out to prospective homeowners who may be interested in directly purchasing, rehabbing, and ultimately living in the home of their dreams. This allows interested buyers the opportunity to buy a fixer-upper at below market prices and build equity while customizing it to their tastes. More properties will be added to inventory as they become available.

**OPERATIONAL OPPORTUNITIES:
2022 INITIATIVES AND GOALS**

PROPERTIES ACQUIRED

CCLBA has set a goal to acquire 800 properties based on location and community impact.

COMMUNITY WEALTH (CUMULATIVE PERCENTAGE OF ANNUAL GOAL)

CCLBA has set a goal to achieve 100% of its community wealth goal (\$40,000,000). CCLBA anticipates selling 250 properties to homeowners, community developers, non-profit organizations and community development corporations. Their collective redevelopment should create \$40,000,000 in community wealth.

PERCENTAGE OF PROPERTIES SOLD FOR HOMEOWNERSHIP

CCLBA has set a goal to sell 80% of its homes for homeownership. CCLBA will continue to offer the Homebuyer Direct Program, working with homebuyers, real estate professionals, and lenders to match properties needing rehab with homebuyers.

Performance Metric Name	2019 Actual	2020 Actual	2021 Target	2021 Projection	2022 Target
Properties Acquired (Cumulative Total of Annual Goal)	597	613	800	650	800
Community Wealth (Cumulative Percentage of Annual Goal)	99%	84%	100%	94%	100%
Percentage of Properties Sold For Homeownership (Cumulative Percentage)	82%	87%	80%	85%	80%

BUDGET HIGHLIGHTS

- Revenue will remain flat. Lower sales volume due to COVID-19 related challenges including more stringent lender requirements, lower material availability, higher material costs and slower permit inspections.
- An increased number of parcels held in inventory will increase property taxes, insurance, and property preservation costs.

Fund Category	Appropriations (\$ thousands)			
	2019 Adopted	2020 Adopted	2021 Adopted	2022 Recommended
Special Purpose Funds	15,820	16,572	10,171	10,213
Grants	4,322	4,931	5,061	4,808
Total Funds	20,142	21,503	15,232	15,020
Expenditures by Type				
Personnel	1,834	1,763	1,272	1,488
Non Personnel	18,309	19,740	13,960	13,532
Total Funds	20,142	21,503	15,232	15,020
FTE Positions	15.0	15.0	12.0	13.0

Program Description	2021		2022	
	FTE Pos.	Adopted	FTE Pos.	Appropriation
20192-COVID-19	0.0	2,472	0.0	2,472
28685-Land Bank Authority	12.0	10,168,737	13.0	10,200,356
21120-New/Replacement Capital Equipment	0.0	0	0.0	9,723
Grants	0.0	5,060,940	0.0	4,807,889
Total	12.0	15,232,149	13.0	15,020,440

DISTRIBUTION BY APPROPRIATION CLASSIFICATION

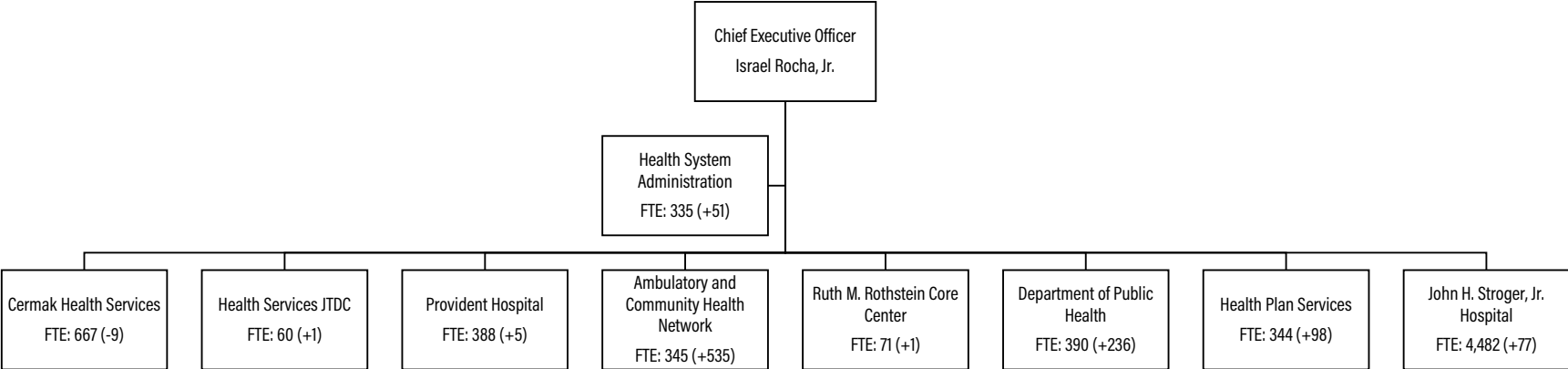
Account	2021 Approved & Adopted	Department Request	President's Recommendation	Difference
Personal Services				
501005-Salaries and Wages of Employees With Benefits	1,021,514	1,196,425	1,196,425	174,911
501225-Planned Benefit Adjustment	98,618	82,979	82,979	(15,639)
501510-Mandatory Medicare Cost	15,260	17,885	17,885	2,625
501585-Insurance Benefits	112,836	163,893	163,893	51,057
501765-Professional Develop/Fees	20,000	24,000	24,000	4,000
501835-Transportation and Travel Expenses	3,500	3,200	3,200	(300)
Personal Services Total	1,271,728	1,488,382	1,488,382	216,654
Contractual Service				
520149-Communication Services	3,025	4,336	4,336	1,311
520259-Postage	15,696	15,696	15,696	0
520279-Shipping and Freight Services	500	500	500	0
520389-Contract Maintenance Service	50,000	50,000	50,000	0
520485-Graphics and Reproduction Services	163,500	227,000	227,000	63,500
520609-Advertising and Promotions	3,500	3,500	3,500	0
520670-Purchased Services Not Otherwise Classified	45,000	45,000	45,000	0
520825-Professional Services	630,000	440,000	440,000	(190,000)
521005-Professional Legal Expenses	425,000	382,500	382,500	(42,500)
521300-Special or Coop Programs	150,000	150,000	150,000	0
Contractual Service Total	1,486,221	1,318,532	1,318,532	(167,689)
Supplies & Materials				
530100-Wearing Apparel	4,000	4,000	4,000	0
530170-Institutional Supplies	2,472	2,472	2,472	0
530600-Office Supplies	3,500	2,500	2,500	(1,000)
531645-Computer and Data Processing Supplies	8,000	-	-	(8,000)
Supplies & Materials Total	17,972	8,972	8,972	(9,000)
Operations & Maintenance				
540005-Utilities	10,000	10,000	10,000	0
540129-Maintenance and Subscription Services	5,314	6,177	6,177	864
540345-Property Maintenance and Operations	1,900,000	2,125,000	2,125,000	225,000
Operations & Maintenance Total	1,915,314	2,141,177	2,141,177	225,864
Rental & Leasing				
550029-Countywide Office and Data Processing Equip Rental	7,394	7,394	7,394	0
550129-Facility and Office Space Rental	12,285	13,500	13,500	1,215
Rental & Leasing Total	19,679	20,894	20,894	1,215
Capital Equipment and Improvements				
560220-Computer and Data Processing Supplies	-	9,723	9,723	9,723
Capital Equipment and Improvements Total	-	9,723	9,723	9,723
Contingencies & Special Purpose				
580050-Cook County Administration	54,038	0	0	(54,038)
580165-Grant Disbursements	1,565,257	1,233,371	1,233,371	(331,886)
580235-Public Programs and Events	10,000	10,000	10,000	0
580379-Appropriation Adjustments	250,000	250,000	250,000	0
580435-Allowance For Delinquent Taxes	400,000	550,000	550,000	150,000
580439-Short Term Financing	3,000,000	3,000,000	3,000,000	0
580459-Transportation	1,000	1,500	1,500	500
580569-Interest and Other Charges	180,000	180,000	180,000	0
Contingencies & Special Purpose Total	5,460,295	5,224,871	5,224,871	(235,424)
Operating Funds Total	10,171,209	10,212,551	10,212,551	41,342

PERSONAL SERVICES - SUMMARY OF POSITIONS BY PROGRAM AND JOB CODE

Job Code/Title	Grade	2021 Approved & Adopted		2022 Department Request		2022 President's Recommendation	
		FTE Pos.	Salaries	FTE Pos.	Salaries	FTE Pos.	Salaries
28685-Land Bank Authority							
0050-Administrative Assistant IV	18	1.0	56,264	1.0	53,157	1.0	53,157
4714-Executive Director	24	-	-	1.0	171,086	1.0	171,086
5819-Executive Assistant II	22	1.0	76,041	1.0	76,043	1.0	76,043
6298-Senior Acquisitions Manager	24	1.0	113,098	1.0	113,098	1.0	113,098
6299-Planning Analyst	22	1.0	84,468	1.0	86,170	1.0	86,170
6300-Acquisitions Specialist	23	3.0	254,010	3.0	259,581	3.0	259,581
6302-Asset Manager	23	3.0	251,641	3.0	256,711	3.0	256,711
6514-Closing Specialist	21	1.0	76,049	1.0	77,582	1.0	77,582
8943-Deputy Director	24	1.0	140,812	1.0	140,000	1.0	140,000
		12.0	\$1,052,383	13.0	\$1,233,428	13.0	\$1,233,428
Total Salaries and Positions		12.0	\$1,052,383	13.0	\$1,233,428	13.0	\$1,233,428
Turnover Adjustment		-	(30,869)	-	(37,003)	-	(37,003)
Operating Fund Totals		12.0	\$1,021,514	13.0	\$1,196,425	13.0	\$1,196,425

PERSONAL SERVICES - SUMMARY OF POSITIONS BY GRADE

Salary Grade	2021 Approved & Adopted		2022 Department Request		2022 President's Recommendation	
	FTE Pos.	Salaries	FTE Pos.	Salaries	FTE Pos.	Salaries
18	1.0	56,264	1.0	53,157	1.0	53,157
21	1.0	76,049	1.0	77,582	1.0	77,582
22	2.0	160,509	2.0	162,213	2.0	162,213
23	6.0	505,651	6.0	516,292	6.0	516,292
24	2.0	253,910	3.0	424,184	3.0	424,184
Total Salaries and Positions	12.0	\$1,052,383	13.0	\$1,233,428	13.0	\$1,233,428
Turnover Adjustment	-	\$(30,869)	-	\$(37,003)	-	\$(37,003)
Operating Funds Total	12.0	\$1,021,514	13.0	\$1,196,425	13.0	\$1,196,425



BUREAU

BUREAU SUMMARY OF APPROPRIATIONS AND POSITIONS
 BUREAU DISTRIBUTION BY APPROPRIATION CLASSIFICATION

DEPARTMENTS

DEPARTMENT OVERVIEW
 DEPARTMENT BUDGET
 DISTRIBUTION BY APPROPRIATION CLASSIFICATION
 PERSONAL SERVICES, SUMMARY OF POSITIONS
 SUMMARY OF POSITIONS BY GRADE

COOK COUNTY HEALTH

4890 HEALTH SYSTEM ADMINISTRATION	F-9
4240 CERMAK HEALTH SERVICES OF COOK COUNTY	F-20
4241 HEALTH SERVICES - JTDC	F-27
4891 PROVIDENT HOSPITAL OF COOK COUNTY	F-32
4893 AMBULATORY AND COMMUNITY HEALTH NETWORK OF COOK COUNTY	F-42
4894 RUTH M. ROTHSTEIN CORE CENTER	F-55
4895 DEPARTMENT OF PUBLIC HEALTH	F-61
4896 HEALTH PLAN SERVICES	F-67
4897 JOHN H. STROGER, JR. HOSPITAL OF COOK COUNTY	F-74
4899 FIXED CHARGES AND SPECIAL PURPOSE APPROPRIATIONS - HEALTH	F-119
4890 LEAD POISONING PREVENTION FUND	F-120
4890 TB SANITARIUM DISTRICT	F-123

SUMMARY OF APPROPRIATIONS

Department and Title	2021 Approved & Adopted	Department Request	President's Recommendation	Difference
Health Enterprise Fund				
4240-Cermak Health Services	96,107,615	97,838,703	97,838,703	1,731,088
4241-Health Services - JTDC	8,356,869	8,566,481	8,566,481	209,613
4890-Health System Administration	50,441,051	50,036,070	50,036,070	(404,981)
4891-Provident Hospital	62,627,491	70,895,766	70,895,766	8,268,274
4893-Ambulatory & Community Health Network of Cook County	83,632,916	132,203,901	132,203,901	48,570,985
4894-Ruth M. Rothstein CORE Center	24,718,186	24,657,440	24,657,440	(60,747)
4895-Department of Public Health	16,907,639	17,763,195	17,763,195	855,556
4896-Health Plan Services	2,229,638,357	2,634,862,088	2,634,862,088	405,223,731
4897-John H. Stroger Jr, Hospital of Cook County	774,304,948	813,706,320	813,706,320	39,401,372
4899-Special Purpose Appropriations	40,648,081	37,995,811	37,995,811	(2,652,270)
Health Enterprise Fund Total	\$3,387,383,155	\$3,888,525,775	\$3,888,525,775	\$501,142,620
Special Purpose Funds				
11248-Lead Poisoning Prevention	3,273,332	1,886,508	1,886,508	(1,386,824)
11255-Suburban Tuberculosis Sanitarium District	3,756,027	183,974	183,974	(3,572,053)
Special Purpose Funds Total	\$7,029,359	\$2,070,482	\$2,070,482	\$(4,958,877)
Restricted				
G53581-Lead Hazard Reduction Demonstration	200,000	-	-	(200,000)
G53623-Grant 2019 DPH Breast and Cervical Cancer	44,811	-	-	(44,811)
G53624-Grant 2019 DPH Breast and Cervical Cancer Ste	169,633	-	-	(169,633)
G53629-Grant 2019 DPH Local Health Protection	1,660,998	-	-	(1,660,998)
G53631-Grant 2019 CCH Block Grant Vivitrol	77,878	-	-	(77,878)
G53633-Grant 2018 CCH Assisted Outpatient	44,123	44,123	44,123	0
G53691-Grant 2018 NFL American Cancer Society Breast Equity	43,144	-	-	(43,144)
G53707-Grant 2018 Housing Coordination and Evaluation	107,012	327,744	327,744	220,732
G53708-Grant 2019 Demonstration of the MEND program	29,047	47,346	47,346	18,299
G53711-Grant 2018 Comprehensive Opioid Abuse Site-Based Program	86,051	-	-	(86,051)
G53715-Grant 2019 Prescription Monitoring Pgm DOJ	-	60,000	60,000	60,000
G53719-Grant 2019 DPH Prescription Monitoring Pgm HHS	-	67,501	67,501	67,501
G53756-Grant 2019 CCH Reducing Hypertension Program	9,089	12,420	12,420	3,331
G53769-Grant 2019 CCH Assisted Outpatient	248,790	-	-	(248,790)
G53779-Grant 2020 CCH Supplemental WIC	2,013,020	-	-	(2,013,020)
G53780-Grant 2020 DPH Bioterrorism Prep and Plan	615,399	-	-	(615,399)
G53783-Grant 2020 DPH Case Management	325,227	31,650	31,650	(293,577)
G53784-Grant 2020 DPH Cities Readiness	79,577	-	-	(79,577)
G53785-Grant 2020 CCH Opioid STR	633,282	-	-	(633,282)
G53786-Grant 2020 DPH Tobacco Free Communities	334,730	-	-	(334,730)
G53787-Grant 2020 DPH Vision and Hearing Screen	1,859	-	-	(1,859)
G53788-Grant 2019 CCH Pritzker Community Health	77,143	77,145	77,145	2
G53797-Grant 2020 DPH Healthy Start Initiative	129,477	-	-	(129,477)
G53800-Grant 2019 CCH Careers in Healthcare program	81,639	-	-	(81,639)
G53811-Grant 2020 CCH Adolescent Health	47,336	-	-	(47,336)
G53813-Grant 2020 CCH Block Grant Vivitrol	873,045	-	-	(873,045)
G53830-Grant 2018 CCH ATSU Student Faculty Program Director	2,625	-	-	(2,625)
G53831-Grant 2020 CCH Collaboration of Helpers Lowering Deaths of Children	181,801	249,793	249,793	67,992
G53832-Grant 2019 CCH Partnership to Sup Data-driven Responses to Emerging Tx	194,149	-	-	(194,149)
G53836-Grant 2020 CCH Justice and Mental Health Collaboration Project	181,801	181,801	181,801	0
G53843-Grant 2019 CCH Syphilis Prevention Services Among Women	329,858	135,103	135,103	(194,755)
G53852-Grant 2020 CCH Illinois Family Planning Program STE	478,157	-	-	(478,157)
G53854-Grant 2020 CCH Illinois Family Planning Program FED	155,491	-	-	(155,491)

SUMMARY OF APPROPRIATIONS

Department and Title	2021 Approved & Adopted	Department Request	President's Recommendation	Difference
G53856-Grant 2020 CCH Healthy Start Init Elim Racial/Ethnic Disparities	58,053	-	-	(58,053)
G53858-Grant 2019 DPH Local Health Protection FED	11,146	-	-	(11,146)
G53859-Grant 2020 CCH Cook County Offender Reentry Program	60,696	-	-	(60,696)
G53860-Grant 2020 CCH Healthy Start Initiative	-	30,455	30,455	30,455
G53864-Grant 2020 CCH Bldg Bridges Btw Jails & Comm-Based Treat for Opioid	9,279	49,330	49,330	40,051
G53869-Grant 2019 CCH Demonstration Project to Inc Substance Use Provider	380,435	241,872	241,872	(138,563)
G53871-Grant 2020 CCH A Multi-Level Genomic & Spatial Anal. Of MRSA Trans	4,120	9,701	9,701	5,581
G53872-Grant 2020 CCH Adv. Nurse Education Nurse Practitioner Residency	180,318	-	-	(180,318)
G53873-Grant 2019 DPH Overdose Data to Action (OD2A)	878,491	871,665	871,665	(6,826)
G53880-Grant 2020 DPH COVID-19 Crisis Grant 2020	175,288	-	-	(175,288)
G53894-Grant 2020 CCH Chicago Southside Early Diversion Program	247,500	-	-	(247,500)
G53895-Grant 2020 CCH Partnerships to Prevent Opioid Overdose Deaths P-POD	493,875	-	-	(493,875)
G53924-Grant 2021 DPH Comprehensive Local Health (State)	1,959,565	2,243,977	2,243,977	284,412
G53925-Grant 2021 DPH Comprehensive Local Health (Fed)	11,146	-	-	(11,146)
G53926-Grant 2021 DPH Emergency Preparedness	893,466	643,652	643,652	(249,814)
G53927-Grant 2021 DPH Cities Readiness Initiative	136,278	72,791	72,791	(63,487)
G53928-Grant 2021 DPH IL Tobacco Free Communities	572,360	349,408	349,408	(222,952)
G53929-Grant 2021 DPH Genetics Education & Follow-up	-	42,390	42,390	42,390
G53930-Grant 2021 DPH Pre-school Vision & Hearing Screening	3,718	24,789	24,789	21,071
G53931-Grant 2020 DPH High Risk Infants & Follow-up	39,232	-	-	(39,232)
G53932-Grant 2021 DPH High Risk Infants & Follow-up (Fed)	78,464	329,876	329,876	251,412
G53933-Grant 2021 DPH High Risk Infants & Follow-up (State)	441,760	149,810	149,810	(291,950)
G53934-Grant 2021 DPH IL Breast & Cervical Cancer Screening (Fed)	199,342	92,665	92,665	(106,677)
G53935-Grant 2021 DPH IL Breast & Cervical Cancer Screening (State)	339,266	226,178	226,178	(113,088)
G53937-Grant 2020 CCH Great Lakes Hemophilia HRSA	1,581	-	-	(1,581)
G53938-Grant 2021 CCH Great Lakes Hemophilia HRSA	3,042	7,425	7,425	4,383
G53940-Grant 2021 CCH Great Lakes Hemophilia CDC	588	2,692	2,692	2,104
G53941-Grant 2021 CCH Chicago Early Southside Diversion (CSEDP)	457,208	-	-	(457,208)
G53942-Grant 2020 CCH Breast Feeding Peer Counselor	15,001	-	-	(15,001)
G53944-Grant 2021 CCH Adolescent Health	81,962	51,707	51,707	(30,255)
G53945-Grant 2021 CCH ANE-Nurse Practitioner Program	759,532	544,487	544,487	(215,045)
G53946-Grant 2021 CCH Healthy Start Initiative	1,497,712	166,202	166,202	(1,331,510)
G53947-Grant 2021 CCH Healthy Families IL	163,344	225,202	225,202	61,858
G53948-Grant 2021 CCH Partner to Prevent Opioid P-POD	-	493,875	493,875	493,875
G53949-Grant 2021 CCH Cook County Offender Reentry	606,946	289,072	289,072	(317,874)
G53950-Grant 2020 CCH Chgo Cook County Breast CRISP	100,000	-	-	(100,000)
G53951-Grant 2020 CCH Healthy Families IL	653,341	-	-	(653,341)
G53960-Grant 2021 CCH Block Grant Vivitrol	693,708	469,878	469,878	(223,830)
G53961-Grant 2021 CCH Opioid STR	958,338	810,875	810,875	(147,463)
G53962-Grant 2021 CCH Advanced Nurse Education	795,890	-	-	(795,890)
G53963-Grant 2021 CCH Bldg Bridges Btw Jails & Comm-Based	55,668	46,550	46,550	(9,118)
G53964-Grant 2021 CCH A Multi-Level Genomic & Spatial Anal. Of MRSA Trans	24,712	29,792	29,792	5,080
G53965-Grant 2021 CCH Supplemental WIC	810,402	1,462,976	1,462,976	652,574
G53966-Grant 2020 DPH Covid-19 Contact Tracing	20,377,607	-	-	(20,377,607)
G53982-Grant 2020 DPH Covid-19 Contact Tracing - ELC	17,034,000	19,580,896	19,580,896	2,546,896
G54025-Grant 2021 CCH Cross Sector Partnership Initi	-	10,000	10,000	10,000
G54029-Grant 2020 CCH COSSAP	-	707,886	707,886	707,886
G54030-Grant 2020 CCH Juvenile Justice & Mntl Health Collab	-	276,435	276,435	276,435
G54032-Grant 2021 CCH CCHF to Sup the COVID-19 Resp at CCH	-	31,250	31,250	31,250

SUMMARY OF APPROPRIATIONS

Department and Title	2021 Approved & Adopted	Department Request	President's Recommendation	Difference
G54039-Grant 2021 CCH Acupuncture in the ED (AED)	-	245,590	245,590	245,590
G54048-Grant 2021 CCH Cook County Project MEND	-	16,088	16,088	16,088
G54049-Grant 2014 CCH DCEO	-	55,506	55,506	55,506
G54103-Grant 2022 DPH Public Health Emergency Preparedness	-	988,337	988,337	988,337
G54104-Grant 2022 DPH Cities Readiness	-	169,184	169,184	169,184
G54105-Grant 2022 DPH IL Tobacco Free Communities	-	658,388	658,388	658,388
G54106-Grant 2022 DPH Genetics Education & Follow-up	-	63,582	63,582	63,582
G54108-Grant 2022 DPH Pre-school Vision & Hearing	-	37,184	37,184	37,184
G54109-Grant 2022 DPH High Risk Infants Follow-up/APORS	-	450,412	450,412	450,412
G54110-Grant 2022 DPH Comprehensive Local Health Protection	-	3,270,614	3,270,614	3,270,614
G54113-Grant 2022 DPH IL Breast and Cervical Cancer Screening	-	339,266	339,266	339,266
G54115-Grant 2022 DPH State Indoor Radon	-	7,200	7,200	7,200
G54116-Grant 2022 CCH Great Lakes Hemophilia/HRSA	-	9,899	9,899	9,899
G54117-Grant 2022 CCH Great Lakes Hemophilia/CDC	-	3,230	3,230	3,230
G54119-Grant 2022 CCH Breast Feeding Peer Counseling	-	30,000	30,000	30,000
G54120-Grant 2022 CCH WIC	-	1,507,654	1,507,654	1,507,654
G54123-Grant 2022 CCH Comprehensive MAT-Vivitrol	-	590,821	590,821	590,821
G54124-Grant 2022 CCH IL SOR/STR	-	1,418,637	1,418,637	1,418,637
G54125-Grant 2022 CCH Adolescent Health	-	58,255	58,255	58,255
G54127-Grant 2022 CCH ANE-Sexual Nurse Assault Examiner	-	457,730	457,730	457,730
G54128-Grant 2022 CCH ANE - Nurse Practitioner	-	927,411	927,411	927,411
G54129-Grant 2022 CCH XDRO-Epi & Lab Cap. For infec. Disease - CDR	-	223,135	223,135	223,135
G54130-Grant 2022 CCH Healthy Start Initiative	-	334,008	334,008	334,008
G54131-Grant 2022 CCH Collab to Adv Reach, Equity & Sys to Prev Diabetes	-	121,938	121,938	121,938
G54133-Grant 2022 CCH Healthy Families IL	-	251,581	251,581	251,581
G54134-Grant 2022 CCH Partner Prevent Opioid Deaths in Sub Cook County	-	493,875	493,875	493,875
G54135-Grant 2022 CCH IL Family Planning FED	-	358,782	358,782	358,782
G54136-Grant 2022 CCH IL Family Planning STE	-	1,028,905	1,028,905	1,028,905
G54137-Grant 2022 CCH Cook County Offender Re-entry	-	645,852	645,852	645,852
G54138-Grant 2022 CCH CCC Breast Cancer Risk ID, Screen & Prev	-	100,000	100,000	100,000
G54139-Grant 2022 CCH Connect Adolescents to Edu., Employ. Resources	-	182,585	182,585	182,585
G54141-Grant 2022 CCH Acupuncture in the Emergency Dept.	-	340,349	340,349	340,349
G54151-Grant 2021 DPH Health Equity Initiative	-	13,417,146	13,417,146	13,417,146
G54157-Grant 2021 DPH Lead Hazard Control	-	1,027,227	1,027,227	1,027,227
G54158-Grant 2022 DPH Breast & Cervical Cancer - FED	-	192,160	192,160	192,160
G54159-Grant 2021 CCH State Indoor Radon Grant (SIRG) Program	-	7,200	7,200	7,200
G54161-Grant 2021 DPH Perinatal Hep B Prevent Thru CM - FED	-	53,519	53,519	53,519
G54162-Grant 2022 DPH Perinatal Hep B Prevent Thru CM - FED	-	53,519	53,519	53,519
G54163-Grant 2021 DPH Lead Poisoning Prevent & Respn - FED	-	8,000	8,000	8,000
G54164-Grant 2022 DPH Lead Poisoning Prevent & Respn - FED	-	8,000	8,000	8,000
G54165-Grant 2021 DPH Safe Drinking Water - FED	-	18,000	18,000	18,000
G54166-Grant 2022 DPH Safe Drinking Water - FED	-	18,000	18,000	18,000
G54167-Grant 2021 CCH Breast Feeding Peer Counseling	-	20,000	20,000	20,000
G54168-Grant 2021 CCH Advance Nurse Education	-	205,304	205,304	205,304
G54169-Grant 2021 CCH Epi & Lab Cap for Infect Disease - XDRO	-	127,507	127,507	127,507
G54170-Grant 2021 CCH Collab to Adv Reach, Equity, & System	-	101,352	101,352	101,352
G54171-Grant 2021 CCH Illinois Family Planning Program STE	-	379,037	379,037	379,037
G54172-Grant 2021 CCH Illinois Family Planning Program FED	-	70,393	70,393	70,393
G54173-Grant 2021 CCH Chgo Cook County Breast CRISP	-	63,467	63,467	63,467
G54189-Grant 2021 CCH Connect Adol to Edu/Employ Resource	-	412,258	412,258	412,258
G54191-Grant 2021 CCH Primary Care Training & Enhancement	-	372,412	372,412	372,412
G54194-Grant 2021 CCH Primary Care Training & Enhancement - #2	-	489,660	489,660	489,660
Restricted Total	\$61,720,574	\$64,250,546	\$64,250,546	\$2,529,971
Total Appropriations	\$3,456,133,088	\$3,954,846,803	\$3,954,846,803	\$498,713,714

SUMMARY OF POSITIONS

Department and Title	2021 Approved Positions	2022 Department Request	2022 President's Recommendation	Difference
Health Enterprise Fund				
4240-Cermak Health Services	667.0	658.0	658.0	(9.0)
4241-Health Services - JTDC	59.8	60.8	60.8	1.1
4890-Health System Administration	317.0	368.0	368.0	51.0
4891-Provident Hospital	388.2	393.0	393.0	4.8
4893-Ambulatory & Community Health Network of Cook County	345.1	880.0	880.0	534.9
4894-Ruth M. Rothstein CORE Center	71.0	72.0	72.0	1.0
4895-Department of Public Health	128.0	128.0	128.0	-
4896-Health Plan Services	344.0	442.0	442.0	98.0
4897-John H. Stroger Jr, Hospital of Cook County	4,482.4	4,559.0	4,559.0	76.6
Health Enterprise Fund Total	6,802.4	7,560.8	7,560.8	758.4
Special Purpose Funds				
11248-Lead Poisoning Prevention	18.0	18.0	18.0	-
Special Purpose Funds Total	18.0	18.0	18.0	-
Special Revenue Fund Total	18.0	18.0	18.0	-
Restricted				
G53629-Grant 2019 DPH Local Health Protection	12.7	-	-	(12.7)
G53631-Grant 2019 CCH Block Grant Vivitrol	2.0	-	-	(2.0)
G53633-Grant 2018 CCH Assisted Outpatient	1.0	1.0	1.0	-
G53691-Grant 2018 NFL American Cancer Society Breast Equity	1.0	-	-	(1.0)
G53707-Grant 2018 Housing Coordination and Evaluation	1.2	4.0	4.0	2.8
G53769-Grant 2019 CCH Assisted Outpatient	3.0	-	-	(3.0)
G53779-Grant 2020 CCH Supplemental WIC	31.0	-	-	(31.0)
G53780-Grant 2020 DPH Bioterrorism Prep and Plan	4.5	-	-	(4.5)
G53783-Grant 2020 DPH Case Management	3.9	0.6	0.6	(3.3)
G53784-Grant 2020 DPH Cities Readiness	0.6	-	-	(0.6)
G53785-Grant 2020 CCH Opioid STR	7.0	-	-	(7.0)
G53786-Grant 2020 DPH Tobacco Free Communities	2.3	-	-	(2.3)
G53788-Grant 2019 CCH Pritzker Community Health	1.0	1.0	1.0	-
G53797-Grant 2020 DPH Healthy Start Initiative	2.5	-	-	(2.5)
G53800-Grant 2019 CCH Careers in Healthcare program	1.0	-	-	(1.0)
G53811-Grant 2020 CCH Adolescent Health	0.6	-	-	(0.6)
G53813-Grant 2020 CCH Block Grant Vivitrol	2.7	-	-	(2.7)
G53843-Grant 2019 CCH Syphilis Prevention Services Among Women	1.0	1.0	1.0	-
G53852-Grant 2020 CCH Illinois Family Planning Program STE	3.6	-	-	(3.6)
G53854-Grant 2020 CCH Illinois Family Planning Program FED	1.0	-	-	(1.0)
G53856-Grant 2020 CCH Healthy Start Init Elim Racial/Ethnic Disparities	1.0	-	-	(1.0)
G53860-Grant 2020 CCH Healthy Start Initiative	-	0.6	0.6	0.6
G53864-Grant 2020 CCH Bldg Bridges Btw Jails & Comm-Based Treat for Opioid	-	1.0	1.0	1.0
G53869-Grant 2019 CCH Demonstration Project to Inc Substance Use Provider	1.3	2.0	2.0	0.7
G53872-Grant 2020 CCH Adv. Nurse Education Nurse Practitioner Residency	3.2	-	-	(3.2)
G53873-Grant 2019 DPH Overdose Data to Action (OD2A)	3.0	3.0	3.0	-
G53880-Grant 2020 DPH COVID-19 Crisis Grant 2020	1.0	-	-	(1.0)
G53924-Grant 2021 DPH Comprehensive Local Health (State)	9.3	12.7	12.7	3.4
G53926-Grant 2021 DPH Emergency Preparedness	2.5	4.5	4.5	1.9
G53927-Grant 2021 DPH Cities Readiness Initiative	0.4	-	-	(0.4)
G53928-Grant 2021 DPH IL Tobacco Free Communities	1.7	1.2	1.2	(0.5)
G53932-Grant 2021 DPH High Risk Infants & Follow-up (Fed)	-	3.1	3.1	3.1
G53933-Grant 2021 DPH High Risk Infants & Follow-up (State)	2.1	2.7	2.7	0.6
G53934-Grant 2021 DPH IL Breast & Cervical Cancer Screening (Fed)	1.0	0.6	0.6	(0.4)

SUMMARY OF POSITIONS

Department and Title	2021 Approved Positions	2022 Department Request	2022 President's Recommendation	Difference
G53944-Grant 2021 CCH Adolescent Health	0.4	0.6	0.6	0.2
G53945-Grant 2021 CCH ANE-Nurse Practitioner Program	3.3	5.2	5.2	1.9
G53946-Grant 2021 CCH Healthy Start Initiative	5.5	3.0	3.0	(2.5)
G53947-Grant 2021 CCH Healthy Families IL	0.4	1.4	1.4	1.0
G53949-Grant 2021 CCH Cook County Offender Reentry	-	2.0	2.0	2.0
G53951-Grant 2020 CCH Healthy Families IL	1.6	-	-	(1.6)
G53960-Grant 2021 CCH Block Grant Vivitrol	1.3	3.3	3.3	2.0
G53961-Grant 2021 CCH Opioid STR	-	7.5	7.5	7.5
G53965-Grant 2021 CCH Supplemental WIC	-	17.3	17.3	17.3
G53966-Grant 2020 DPH Covid-19 Contact Tracing	19.0	-	-	(19.0)
G53982-Grant 2020 DPH Covid-19 Contact Tracing - ELC	120.0	308.0	308.0	188.0
G54029-Grant 2020 CCH COSSAP	-	2.0	2.0	2.0
G54039-Grant 2021 CCH Acupuncture in the ED (AED)	-	2.0	2.0	2.0
G54103-Grant 2022 DPH Public Health Emergency Preparedness	-	2.5	2.5	2.5
G54105-Grant 2022 DPH IL Tobacco Free Communities	-	1.4	1.4	1.4
G54109-Grant 2022 DPH High Risk Infants Follow-up/APORS	-	0.4	0.4	0.4
G54110-Grant 2022 DPH Comprehensive Local Health Protection	-	9.3	9.3	9.3
G54120-Grant 2022 CCH WIC	-	13.3	13.3	13.3
G54123-Grant 2022 CCH Comprehensive MAT-Vivitrol	-	2.7	2.7	2.7
G54124-Grant 2022 CCH IL SOR/STR	-	5.5	5.5	5.5
G54125-Grant 2022 CCH Adolescent Health	-	0.4	0.4	0.4
G54128-Grant 2022 CCH ANE - Nurse Practitioner	-	3.8	3.8	3.8
G54130-Grant 2022 CCH Healthy Start Initiative	-	6.0	6.0	6.0
G54133-Grant 2022 CCH Healthy Families IL	-	1.0	1.0	1.0
G54136-Grant 2022 CCH IL Family Planning STE	-	1.7	1.7	1.7
G54139-Grant 2022 CCH Connect Adolescents to Edu., Employ. Resources	-	0.4	0.4	0.4
G54151-Grant 2021 DPH Health Equity Initiative	-	47.0	47.0	47.0
G54158-Grant 2022 DPH Breast & Cervical Cancer - FED	-	0.4	0.4	0.4
G54171-Grant 2021 CCH Illinois Family Planning Program STE	-	2.3	2.3	2.3
G54189-Grant 2021 CCH Connect Adol to Edu/Employ Resource	-	4.6	4.6	4.6
G54191-Grant 2021 CCH Primary Care Training & Enhancement	-	2.0	2.0	2.0
G54194-Grant 2021 CCH Primary Care Training & Enhancement - #2	-	2.0	2.0	2.0
Restricted Total	261.5	498.0	498.0	236.5
Total Positions	7,082.0	8,076.8	8,076.8	994.8

DISTRIBUTION BY APPROPRIATION CLASSIFICATION

Account	2021 Approved & Adopted	Department Request	President's Recommendation	Difference
Personal Services				
501005-Salaries and Wages of Employees With Benefits	591,829,424	634,500,199	634,500,199	42,670,775
501165-Planned Salary Adjustment	17,565,449	35,985,869	35,985,869	18,420,420
501210-Planned Overtime Compensation	34,977,176	39,116,851	39,116,851	4,139,675
501295-Salaries and Wages of Per Diem Employees	9,046,209	11,157,395	11,157,395	2,111,186
501420-Salaries and Wages of Employees Per Contract	3,202,384	4,533,491	4,533,491	1,331,107
501510-Mandatory Medicare Cost	9,444,526	10,431,907	10,431,907	987,381
501540-Worker's Compensation	4,824,514	5,715,908	5,715,908	891,394
501585-Insurance Benefits	106,409,060	94,632,725	94,632,725	(11,776,335)
501765-Professional Develop/Fees	2,160,664	2,429,897	2,429,897	269,234
501835-Transportation and Travel Expenses	372,175	638,308	638,308	266,133
Personal Services Total	779,831,580	839,142,550	839,142,550	59,310,969
Contractual Service				
520005-Ambulance Service	4,842,425	4,832,152	4,832,152	(10,273)
520029-Armored Car Service	20,400	24,500	24,500	4,100
520049-Scavenger and Hazardous Materail Services	326,578	739,437	739,437	412,859
520095-Transport Services	-	5,000	5,000	5,000
520149-Communication Services	4,101,373	2,720,050	2,720,050	(1,381,323)
520189-Laundry and Linen Services	2,567,415	2,729,922	2,729,922	162,507
520209-Food Services	5,238,751	4,624,982	4,624,982	(613,769)
520259-Postage	241,067	238,295	238,295	(2,772)
520279-Shipping and Freight Services	1,625,662	1,614,427	1,614,427	(11,235)
520389-Contract Maintenance Service	2,589,526	5,085,483	5,085,483	2,495,957
520469-Services For Minor/Indigent	10,000	9,700	9,700	(300)
520485-Graphics and Reproduction Services	1,075,029	985,092	985,092	(89,937)
520609-Advertising and Promotions	248,940	253,335	253,335	4,395
520649-Media Storage Services	40,480	38,941	38,941	(1,539)
520670-Purchased Services Not Otherwise Classified	7,744,918	10,536,058	10,536,058	2,791,140
520725-Loss and Valuation	3,509,419	3,911,537	3,911,537	402,118
520825-Professional Services	148,566,431	158,611,929	158,611,929	10,045,498
521005-Professional Legal Expenses	21,508,650	21,676,151	21,676,151	167,501
521119-Registry Services	10,427,221	21,696,448	21,696,448	11,269,227
521155-Managed Care Claims	2,086,255,253	2,490,437,197	2,490,437,197	404,181,944
521200-Laboratory Testing and Analysis	9,698,335	13,994,664	13,994,664	4,296,329
Contractual Service Total	2,310,637,874	2,744,765,300	2,744,765,300	434,127,426
Supplies & Materials				
530005-Food Supplies	74,394	72,495	72,495	(1,899)
530100-Wearing Apparel	215,981	443,872	443,872	227,891
530170-Institutional Supplies	3,132,378	3,820,198	3,820,198	687,820
530600-Office Supplies	485,341	468,662	468,662	(16,679)
530635-Books, Periodicals and Publish	302,475	320,268	320,268	17,793
530700-Multimedia Supplies	74,068	78,386	78,386	4,318
530785-Medical, Dental and Laboratory Supplies	53,727,291	67,342,723	67,342,723	13,615,432
530905-Pharmaceuticals Supplies	75,397,427	77,857,989	77,857,989	2,460,562
531645-Computer and Data Processing Supplies	2,070,975	808,392	808,392	(1,262,583)
Supplies & Materials Total	135,480,331	151,212,985	151,212,985	15,732,654
Operations & Maintenance				
540005-Utilities	10,290,739	11,667,562	11,667,562	1,376,823
540105-Moving Expense and Remodeling	35,000	24,250	24,250	(10,750)
540129-Maintenance and Subscription Services	87,187,406	90,779,000	90,779,000	3,591,594
540245-Automotive Operations and Maintenance	76,345	84,205	84,205	7,860
540345-Property Maintenance and Operations	9,579,964	9,370,105	9,370,105	(209,859)

DISTRIBUTION BY APPROPRIATION CLASSIFICATION

Account	2021 Approved & Adopted	Department Request	President's Recommendation	Difference
Operations & Maintenance Total	107,169,453	111,925,122	111,925,122	4,755,669
Rental & Leasing				
550005-Office and Data Processing Equip Rental	1,278,615	1,197,123	1,197,123	(81,492)
550029-Countywide Office and Data Processing Equip Rental	1,492	1,914	1,914	422
550129-Facility and Office Space Rental	3,559,893	3,099,977	3,099,977	(459,916)
550079-Medical Equipment Rental	31,297,114	29,461,284	29,461,284	(1,835,830)
Rental & Leasing Total	36,137,114	33,760,298	33,760,298	(2,376,816)
Contingencies & Special Purpose				
580001-Reserve For Claim	36,143,357	32,990,051	32,990,051	(3,153,306)
580031-Reimbursement Designated Fund	297,509	382,809	382,809	85,300
580215-Institution Memberships/FE	739,620	1,101,057	1,101,057	361,437
580299-General and Contingent NOC	2,930,201	2,910,000	2,910,000	(20,201)
580379-Appropriation Adjustments	(18,349,125)	(29,751,550)	(29,751,550)	(11,402,425)
580419-Appropriation Transfer	(3,706,621)	-	-	3,706,621
580451-Reserve For Flex Spending Prog	71,862	87,153	87,153	15,291
Contingencies & Special Purpose Total	18,126,803	7,719,520	7,719,520	(10,407,283)
Operating Funds Total	3,387,383,155	3,888,525,775	3,888,525,775	501,142,620

DISTRIBUTION BY APPROPRIATION CLASSIFICATION

Account	2021 Approved & Adopted	Department Request	President's Recommendation	Difference
Personal Services				
501005-Salaries and Wages of Employees With Benefits	1,313,119	1,382,080	1,382,080	68,961
501165-Planned Salary Adjustment	7,298	-	-	(7,298)
501210-Planned Overtime Compensation	2,500	-	-	(2,500)
501225-Planned Benefit Adjustment	89,597	92,233	92,233	2,636
501510-Mandatory Medicare Cost	19,629	20,660	20,660	1,031
501585-Insurance Benefits	170,510	162,162	162,162	(8,348)
501765-Professional Develop/Fees	4,462	-	-	(4,462)
501835-Transportation and Travel Expenses	20,000	4,856	4,856	(15,144)
Personal Services Total	1,627,115	1,661,991	1,661,991	34,876
Contractual Service				
520049-Scavenger and Hazardous Materail Services	470	-	-	(470)
520149-Communication Services	15,000	-	-	(15,000)
520259-Postage	456	-	-	(456)
520485-Graphics and Reproduction Services	10,000	-	-	(10,000)
520649-Media Storage Services	5,000	-	-	(5,000)
520825-Professional Services	1,500,000	189,884	189,884	(1,310,116)
Contractual Service Total	1,530,926	189,884	189,884	(1,341,042)
Supplies & Materials				
530600-Office Supplies	7,500	-	-	(7,500)
530635-Books, Periodicals and Publish	500	-	-	(500)
530700-Multimedia Supplies	2,500	-	-	(2,500)
531645-Computer and Data Processing Supplies	2,910	-	-	(2,910)
Supplies & Materials Total	13,410	-	-	(13,410)
Rental & Leasing				
550029-Countywide Office and Data Processing Equip Rental	630	-	-	(630)
550129-Facility and Office Space Rental	50,000	-	-	(50,000)
Rental & Leasing Total	50,630	-	-	(50,630)
Contingencies & Special Purpose				
580031-Reimbursement Designated Fund	3,600,000	-	-	(3,600,000)
580050-Cook County Administration	204,368	218,607	218,607	14,239
580215-Institution Memberships/FE	2,910	-	-	(2,910)
Contingencies & Special Purpose Total	3,807,278	218,607	218,607	(3,588,671)
Operating Funds Total	7,029,359	2,070,482	2,070,482	(4,958,877)

MISSION

To deliver integrated health services with dignity and respect regardless of a patient's ability to pay; foster partnerships with other health providers and communities to enhance the health of the public; and advocate for policies that promote and protect the physical, mental, and social well-being of the people of Cook County.

MANDATES

Mandated as part of the Cook County Health and Hospitals System in Cook County Code of Ordinances Chapter 38, Article V.

OPERATIONAL HIGHLIGHTS: 2021 INITIATIVES AND OUTCOMES

Health System Administration (HSA) continued to achieve progress towards CCH's transformation by executing on the Impact 2023 Strategic plan, approved by the CCH Board and Cook County Board of Commissioners, to guide CCH's strategy of providing high quality healthcare, growing to serve and compete, fostering fiscal stewardship, investing in resources, impacting Social Determinants of Health, and advocating for patients.

HSA focused on community vaccinations efforts. CCH has administered a total of more than 800,000 doses across all sites. HSA achieved over \$7M in savings by renegotiating terms and pricing on existing vendor contracts and will continue to seek savings. CCH has improved revenue cycle initiatives by decreasing denials and improving payer rates and collections.

OPERATIONAL OPPORTUNITIES: 2022 INITIATIVES AND GOALS

ORGANIZATIONAL STRUCTURE

In FY2022, HSA will realign the organizational structure to help the organization work together to carry out its strategies and objectives.

GRANT FUNDING

In FY2022, CCH will continue to support behavioral health priorities, the Assisted Outpatient Treatment (AOT) grant program continues to provide \$4 million in grant support to assist individuals with mental illness. In addition, HSA continues to secure funding for housing, justice involved, workforce development, food access, and breast cancer prevention and treatment.

STRENGTHEN BUSINESS FUNCTIONS

CCH looks to strengthen critical business functions by implementing an Office of Equity and Inclusion and Strategic Planning and Implementation.

Performance Metric Name	2019 Actual	2020 Actual	2021 Target	2021 Projection	2022 Target
Number of Mail-Order prescriptions	622,791	534,908	610,000	461,904	495,000
Cost per mail order	\$16.00	\$17.00	\$16.00	\$19.00	\$16.00
# of surgery cases	14,632	10,764	14,884	13,938	16,842
Cost per surgery case	\$4,596	\$3,337	\$4,356	\$4,627	\$4,627

BUDGET HIGHLIGHTS

- Health System Administration establishes \$10M dollars investment fund contingent on excess revenue generation
- Health System Administration's FTEs will increase by 13% to provide appropriate level of administrative infrastructure (e.g. Human Resources, Prior Authorization, etc.).
- Since December 2016, CCH has successfully secured more than \$48M in grants.

Fund Category	Appropriations (\$ thousands)			
	2019 Adopted	2020 Adopted	2021 Adopted	2022 Recommended
Enterprise	52,808	44,141	50,441	50,036
Special Purpose Funds	8,451	7,111	7,029	2,070
Total Funds	61,259	51,252	57,470	52,107
Expenditures by Type				
Personnel	43,750	36,251	39,392	43,041
Non Personnel	17,509	15,001	18,078	9,066
Total Funds	61,259	51,252	57,470	52,107
FTE Positions	415.0	345.0	335.0	386.0

EXECUTIVE BUDGET RECOMMENDATION VOLUME 2

	Program Description	2021		2022	
		FTE Pos.	Adopted	FTE Pos.	Appropriation
11775-Clinical Lab.-Immunology	Provides testing for infections, autoimmune diseases, allergies, transplantations, and other related conditions.	1.0	187,900	0.0	0
12555-Health Information Systems (HIS)	Manages CCHHS's software and hardware systems that captures, stores, organizes, maintains, protects, and transmits information for hospital's administrative, financial, and hospital operational needs.	53.0	5,786,120	52.0	5,594,247
13410-Employment Plan	Responsible for managing and directing the logistics of the principles, procedures, and policies governing hiring and employment by CCHHS.	4.0	450,311	4.0	466,049
13945-Finance	Manages departmental financial operations and activities.	46.0	7,950,312	41.0	6,669,951
15150-Intergovernmental Affairs & Policy	Responsible for creating policy proposals and coordinating legislative efforts by working with state, local, and federal governments and other relevant stakeholders.	2.0	499,137	4.0	710,481
16020-Medical Staff Services	Oversees administrative functions of medical staff.	11.0	1,139,643	11.0	1,028,430
17610-Pharmacy	Provides pharmaceutical services, including choosing, preparing, storing, compounding, and dispensing of medications for patients.	5.0	826,036	5.0	811,471
17775-Plant Operations	Manages and oversees all of CCHHS's facility operations, planning and maintenance, and construction projects.	1.0	123,887	4.0	734,900
17870-Nursing Administration	Responsible for the administrative operations and responsibilities for CCHHS nurses.	5.0	1,303,721	13.0	2,509,704
18260-Providing TB Clinical Services	Contains Department of Public Health staff that provides clinical services for the Tuberculosis program.	0.0	156,027	0.0	183,974
18445-Quality Assurance	Responsible for the systematic measurement, monitoring, and reporting of County Clerk	0.0	1,643,700	0.0	0
18875-Research and Regulatory Affairs	Ensures CCHHS's pharmaceuticals, procured products, medical devices, clinical testing, etc. comply with all federal, state, and local regulatory agencies, rules, laws, ordinances, and regulations.	4.0	455,181	4.0	372,255
18955-Revenue Cycle	Responsible for the coding, billing, and other functions that capture, manage, and collect a patient service's revenue.	68.0	6,239,051	68.0	5,512,593
18960-Patient Financial Services	Provides assistance to CCHHS patients to help understand medical statements, resolve billing issues, provide financial assistance, and insurance eligibility and options.	0.0	97	0.0	0
18990-Legal and Risk Management	Responsible for protecting patients and the healthcare system from harm, and managing the risks of healthcare delivery.	11.0	2,194,076	13.0	2,467,212
19955-Center for Health Equity & Innovation	Responsible for the administrative detail for special programs, consisting of grant writers, fellows, and employees of sponsored programs.	25.0	2,926,697	27.0	3,215,698
10155-Administration	Supervises departmental operations and manages administrative functions	25.0	11,396,422	23.0	5,684,353
11135-Business Intelligence	Manages and produces system-wide data analytics and reports from clinical and administrative databases for the purpose of supporting leadership decision-making.	9.0	1,350,590	11.0	1,571,407
11980-Public Relations	Promotes the communication and sharing of information between the public, health system and medical professionals, community, media, and stakeholders.	9.0	2,919,120	11.0	3,770,319
12270-Corporate Compliance Administration	Ensures procurement and activities follows relevant laws, regulations, standards, policies, and ethical practices required throughout the CCHHS system.	7.0	1,306,026	10.0	1,660,128
14915-Human Resources	Provides human resource management, personnel services, and related activities.	26.0	5,104,713	40.0	6,394,872
15160-Internal Audits	Provides independent audits of County departments according to department's mission and mandates.	4.0	542,418	4.0	536,762
15715-Managed Care	Provides assistance to grow CountyCare to manage care plans.	0.0	0	12.0	1,905,941
18160-Project Management Office	Responsible for managing projects critical to improving the operational efficiency and viability of CCHHS.	3.0	522,876	0.0	70,873
35570-Supply Chain	Responsible for contracting, purchasing, and distribution of supplies.	16.0	2,446,349	19.0	2,898,841
18937-Strategic Planning and Implementation	Responsible for establishing the long term objectives, the policies and strategies that oversee the achievements, use and disposition of resources to accomplish the vision and mission of CCH	0.0	0	6.0	(3,413,047)
18941-Equity and Inclusion	Assists in developing healthy and resilient processes to adopt standard diversity, equity, and inclusion practices	0.0	0	4.0	749,137
Total		335.0	57,470,410	386.0	52,106,552

DISTRIBUTION BY APPROPRIATION CLASSIFICATION

Account	2021 Approved & Adopted	Department Request	President's Recommendation	Difference
Personal Services				
501005-Salaries and Wages of Employees With Benefits	30,464,826	34,421,390	34,421,390	3,956,564
501165-Planned Salary Adjustment	975,520	927,767	927,767	(47,753)
501210-Planned Overtime Compensation	3,000	26,550	26,550	23,550
501295-Salaries and Wages of Per Diem Employees	2,463	130,071	130,071	127,608
501510-Mandatory Medicare Cost	472,240	545,348	545,348	73,109
501585-Insurance Benefits	5,253,306	4,804,925	4,804,925	(448,381)
501765-Professional Develop/Fees	532,850	452,719	452,719	(80,131)
501835-Transportation and Travel Expenses	60,835	70,126	70,126	9,291
Personal Services Total	37,765,040	41,378,896	41,378,896	3,613,856
Contractual Service				
520209-Food Services	-	5,000	5,000	5,000
520389-Contract Maintenance Service	178,757	190,000	190,000	11,243
520485-Graphics and Reproduction Services	258,863	203,125	203,125	(55,738)
520609-Advertising and Promotions	239,000	232,000	232,000	(7,000)
520649-Media Storage Services	10,700	10,409	10,409	(291)
520670-Purchased Services Not Otherwise Classified	920,720	813,338	813,338	(107,382)
520825-Professional Services	6,667,910	17,790,610	17,790,610	11,122,700
521155-Managed Care Claims	-	800,000	800,000	800,000
Contractual Service Total	8,275,950	20,044,482	20,044,482	11,768,532
Supplies & Materials				
530600-Office Supplies	32,294	29,750	29,750	(2,544)
530635-Books, Periodicals and Publish	97,734	103,349	103,349	5,615
530700-Multimedia Supplies	5,000	25,000	25,000	20,000
531645-Computer and Data Processing Supplies	120,000	200,000	200,000	80,000
Supplies & Materials Total	255,028	358,099	358,099	103,071
Operations & Maintenance				
540005-Utilities	48,020	17,902	17,902	(30,118)
540129-Maintenance and Subscription Services	534,618	523,163	523,163	(11,455)
Operations & Maintenance Total	582,638	541,065	541,065	(41,573)
Rental & Leasing				
550129-Facility and Office Space Rental	2,337,695	1,846,228	1,846,228	(491,467)
Rental & Leasing Total	2,337,695	1,846,228	1,846,228	(491,467)
Contingencies & Special Purpose				
580031-Reimbursement Designated Fund	104,700	190,000	190,000	85,300
580215-Institution Memberships/FE	120,000	117,300	117,300	(2,700)
580299-General and Contingent NOC	1,000,000	1,010,000	1,010,000	10,000
580379-Appropriation Adjustments	0	(15,450,000)	(15,450,000)	(15,450,000)
Contingencies & Special Purpose Total	1,224,700	(14,132,700)	(14,132,700)	(15,357,400)
Operating Funds Total	50,441,051	50,036,070	50,036,070	(404,981)

PERSONAL SERVICES - SUMMARY OF POSITIONS BY PROGRAM AND JOB CODE

Job Code/Title	Grade	2021 Approved & Adopted		2022 Department Request		2022 President's Recommendation	
		FTE Pos.	Salaries	FTE Pos.	Salaries	FTE Pos.	Salaries
11775-Clinical Lab.-Immunology							
2085-DIRECTOR OF PLANT OPERATIONS	24	1.0	200,000	-	-	-	-
		1.0	\$200,000	-	-	-	-
12555-Health Information Systems (HIS)							
0956-Management Analyst I	14	1.0	66,591	1.0	66,591	1.0	66,591
1101-Computer Operator I	12	4.0	222,003	-	-	-	-
1102-Computer Operator II	14	4.0	248,747	-	-	-	-
1103-Computer Operator III	16	2.0	143,697	-	-	-	-
1110-Systems Analyst I	16	4.0	267,016	4.0	271,803	4.0	271,803
1111-Systems Analyst II	18	7.0	596,220	7.0	596,220	7.0	596,220
1113-Systems Analyst IV	21	5.0	538,442	5.0	547,029	5.0	547,029
1114-Systems Analyst V	23	8.0	1,047,550	8.0	1,050,748	8.0	1,050,748
1137-Manager-Systems Development	23	1.0	134,784	1.0	134,784	1.0	134,784
1711-Management Analyst V	22	1.0	128,500	-	-	-	-
6457-Network Engineer	23	1.0	85,072	1.0	85,072	1.0	85,072
6458-Network Administrator	20	1.0	81,913	1.0	83,565	1.0	83,565
6472-Meaningful Use Tech Trainer	21	1.0	100,770	1.0	102,799	1.0	102,799
6709-Collector AFSCME	11	1.0	54,076	1.0	54,076	1.0	54,076
7413-Clinical Informatics Trainer	22	3.0	312,944	3.0	319,259	3.0	319,259
7462-IT Support Services Manager	23	1.0	114,021	1.0	116,320	1.0	116,320
7796-Service Desk Analyst I	12	4.0	163,130	8.0	382,128	8.0	382,128
7797-Service Desk Analyst II	14	-	-	4.0	249,016	4.0	249,016
7798-Service Desk Analyst III	16	-	-	2.0	145,757	2.0	145,757
8009-Chief Info Ofcr-CCHHS	24	1.0	324,000	1.0	324,000	1.0	324,000
8080-Network Info Ofcr	24	1.0	156,060	1.0	156,060	1.0	156,060
8090-Tech Information Ofcr	24	1.0	197,676	1.0	197,676	1.0	197,676
8117-Executive Enterprise Business Application Officer	24	1.0	171,666	1.0	171,666	1.0	171,666
		53.0	\$5,154,878	52.0	\$5,054,568	52.0	\$5,054,568
13410-Employment Plan							
5839-CCHHS Employment Plan Officer	24	1.0	153,623	1.0	145,000	1.0	145,000
6366-Employment Compliance Analyst	21	1.0	76,443	1.0	77,985	1.0	77,985
6459-Information Coordinator	20	1.0	66,667	1.0	66,668	1.0	66,668
7966-Prog Mgr Employ Plan Office	23	1.0	95,700	1.0	97,631	1.0	97,631
		4.0	\$392,432	4.0	\$387,284	4.0	\$387,284
13945-Finance							
0111-Dir of Financial Control II	21	2.0	188,522	2.0	192,323	2.0	192,323
0112-Dir of Financial Control III	23	6.0	711,693	6.0	716,090	6.0	716,090
0142-Accountant II	13	2.0	124,047	2.0	124,047	2.0	124,047
0174-Bookkeeper IV	14	1.0	63,419	1.0	64,399	1.0	64,399
0245-Payroll Division Supervisor	20	1.0	98,587	-	-	-	-
0246-Payroll Division Supvr III	18	1.0	82,972	1.0	84,440	1.0	84,440
0254-Business Manager IV	23	1.0	129,018	1.0	129,018	1.0	129,018
0295-Administrative Analyst V	23	1.0	112,816	1.0	115,091	1.0	115,091
1711-Management Analyst V	22	1.0	119,384	1.0	119,384	1.0	119,384
2274-Supervisor of Payroll	22	1.0	85,708	1.0	87,595	1.0	87,595
5244-Financial Analyst	21	1.0	79,259	1.0	80,861	1.0	80,861
5301-Chief Accountant-CCHHS	24	1.0	150,000	-	-	-	-
5302-Senior Payroll Manager-CCHHS	24	1.0	111,950	1.0	111,950	1.0	111,950
5305-Dir of Fin Sys Analysis-CCHHS	24	1.0	123,227	1.0	123,227	1.0	123,227
6445-Prior Authorization Nurse	FE	6.0	552,309	4.0	296,367	4.0	296,367
6447-Senior Financial Analyst	22	-	-	3.0	243,081	3.0	243,081

PERSONAL SERVICES - SUMMARY OF POSITIONS BY PROGRAM AND JOB CODE

Job Code/Title	Grade	2021 Approved & Adopted		2022 Department Request		2022 President's Recommendation	
		FTE Pos.	Salaries	FTE Pos.	Salaries	FTE Pos.	Salaries
6519-Dir of Managed Care Operations	24	1.0	188,389	-	-	-	-
6520-Payroll Coordinator -CCHHS	18	1.0	58,224	1.0	59,397	1.0	59,397
6731-Clerk IV Public Health AFSCME	11	1.0	54,076	1.0	54,076	1.0	54,076
6833-Financial Analyst-Finance	21	1.0	77,286	1.0	78,846	1.0	78,846
6840-Mngd Care Snr Contract Analyst	22	1.0	92,041	-	-	-	-
6880-Position Control Manager	23	1.0	103,229	1.0	105,315	1.0	105,315
6992-Home/Comm Basd Srvs Ref Coord	15	1.0	54,022	-	-	-	-
7028-Administrative Asst V-CCHHS	20	1.0	105,835	1.0	106,022	1.0	106,022
7052-Business Manager 1 - CCHHS	18	4.0	353,875	4.0	353,875	4.0	353,875
7127-Mgr Mnged Care Risk Contracts	23	1.0	89,269	-	-	-	-
7688-Managed Care Coordinator	18	1.0	59,484	1.0	52,310	1.0	52,310
8005-Budget Director - CCHHS	24	1.0	153,000	1.0	153,000	1.0	153,000
8008-Chief Fin'l Ofcr-CCHHS	24	1.0	300,000	1.0	300,000	1.0	300,000
8038-Dir of Fin/Cost Reimb	24	1.0	150,858	1.0	150,858	1.0	150,858
8085-Senior Director of Finance	24	1.0	250,000	1.0	250,000	1.0	250,000
8100-Chief Revenue Officer, CCH	23	1.0	223,858	-	-	-	-
9043-Senior Accountant	24	-	-	1.0	150,000	1.0	150,000
		46.0	\$5,046,359	41.0	\$4,301,571	41.0	\$4,301,571
15150-Intergovernmental Affairs & Policy							
6706-Public Interest Fellow	11	-	-	1.0	31,924	1.0	31,924
6878-Dir Legislative and Gov Affair	24	-	-	1.0	140,000	1.0	140,000
8054-Director of Policy	24	1.0	189,074	1.0	189,074	1.0	189,074
8074-Exec Dir of Govt Affairs	24	1.0	202,172	1.0	202,172	1.0	202,172
		2.0	\$391,247	4.0	\$563,171	4.0	\$563,171
16020-Medical Staff Services							
0048-Administrative Assistant III	16	6.0	403,481	6.0	394,380	6.0	394,380
6367-Medical Staff Creden Manager	23	1.0	91,191	1.0	93,029	1.0	93,029
6369-Medical Staff Services Liaison	21	1.0	84,846	1.0	87,739	1.0	87,739
6429-Provider Enrollment Specialist	18	1.0	71,528	1.0	72,972	1.0	72,972
7430-Provider Data Manager	23	1.0	111,848	1.0	114,104	1.0	114,104
8045-Dir of Med Staff Ofc	24	1.0	145,000	1.0	140,000	1.0	140,000
		11.0	\$907,894	11.0	\$902,224	11.0	\$902,224
17610-Pharmacy							
1876-Asst Dir of Pharmacy	24	2.0	311,862	2.0	311,862	2.0	311,862
6502-340B Program Analyst	21	1.0	82,498	1.0	84,160	1.0	84,160
6503-340B Program Manager	24	1.0	151,639	1.0	151,639	1.0	151,639
8033-Sr Dir of Pharmacy Srvc	24	1.0	203,507	1.0	203,507	1.0	203,507
		5.0	\$749,506	5.0	\$751,169	5.0	\$751,169
17775-Plant Operations							
0418-Safety Engineer II	19	-	-	1.0	150,000	1.0	150,000
2085-DIRECTOR OF PLANT OPERATIONS	24	-	-	1.0	200,000	1.0	200,000
7650-Professional Engineer	23	1.0	79,930	-	-	-	-
8106-Director of Emergency Management	24	-	-	1.0	120,000	1.0	120,000
8943-Deputy Director	24	-	-	1.0	330,000	1.0	330,000
		1.0	\$79,930	4.0	\$800,000	4.0	\$800,000
17870-Nursing Administration							
0293-Administrative Analyst III	21	-	-	2.0	138,328	2.0	138,328
6678-Senior Project Manager	23	-	-	1.0	79,932	1.0	79,932
7943-Prog Mgr, Nurse Recruit	23	-	-	1.0	79,932	1.0	79,932
7951-Nurs Srvc Bus Ops Mgr	23	-	-	1.0	79,932	1.0	79,932
8012-Chief Nursing Officer	24	1.0	295,000	1.0	250,000	1.0	250,000

PERSONAL SERVICES - SUMMARY OF POSITIONS BY PROGRAM AND JOB CODE

Job Code/Title	Grade	2021 Approved & Adopted		2022 Department Request		2022 President's Recommendation	
		FTE Pos.	Salaries	FTE Pos.	Salaries	FTE Pos.	Salaries
8092-Executive Assistant - CCHHS	23	1.0	83,130	1.0	83,130	1.0	83,130
8134-Senior Director of Care Coordination	24	-	-	1.0	190,000	1.0	190,000
8136-Nursing Director of Staffing & Workforce Management	24	1.0	170,000	1.0	170,000	1.0	170,000
8148-Dir Nursing Quality & Reg Compliance	24	1.0	150,000	1.0	150,000	1.0	150,000
8863-Nursing Staff & Workforce Business Manager	23	1.0	79,930	1.0	94,070	1.0	94,070
8157-Chief Nursing Executive	24	-	-	1.0	330,000	1.0	330,000
9114-Director of Patient Flow	24	-	-	1.0	142,742	1.0	142,742
		5.0	\$778,060	13.0	\$1,788,067	13.0	\$1,788,067
18875-Research and Regulatory Affairs							
0048-Administrative Assistant III	16	1.0	71,497	1.0	71,498	1.0	71,498
1866-Scientific Officer II	22	1.0	86,209	1.0	76,043	1.0	76,043
6539-Dir Reseach Regulatory Affairs	24	1.0	133,107	1.0	133,107	1.0	133,107
6951-Informed Consent Coordinator	21	1.0	73,189	1.0	74,669	1.0	74,669
		4.0	\$364,003	4.0	\$355,316	4.0	\$355,316
18955-Revenue Cycle							
1518-Caseworker Mang Unit	16	1.0	76,954	1.0	76,954	1.0	76,954
5437-System Director Patient Access	24	1.0	140,000	1.0	127,457	1.0	127,457
5438-Director of Patient Financial Services	24	1.0	134,217	1.0	134,217	1.0	134,217
5443-Syst Mgr Pt Access Pre Process	24	1.0	95,238	1.0	95,238	1.0	95,238
5444-Sy Mgr Pat Acc Financial Coun	23	1.0	129,018	1.0	129,018	1.0	129,018
5445-Sy Mgr Pat Acc Train & QA	24	1.0	104,233	1.0	104,233	1.0	104,233
5446-Site Mgr Pat Access II JHS	23	1.0	113,680	1.0	115,971	1.0	115,971
5447-Sys Mgr Pat Fin Svc 3rd PB&C	23	2.0	206,639	2.0	208,632	2.0	208,632
5448-Sys Mgr Pat Fin Svcs CS & SPC	23	1.0	108,334	1.0	110,519	1.0	110,519
5449-Sys Mgr Pat Fin Svcs D&P V	23	1.0	93,287	1.0	95,173	1.0	95,173
5450-Sys Mgr Pat Fin Svcs Cash App	23	1.0	79,930	1.0	79,932	1.0	79,932
5453-Sys Mgr Rev Integ Chge Des Mas	24	1.0	120,860	1.0	120,860	1.0	120,860
5454-Sys Mgr Rev Intg Charge Capt	24	1.0	119,346	1.0	119,346	1.0	119,346
5926-Cash Applicat Representative	13	6.0	334,937	6.0	339,071	6.0	339,071
5928-Customer Serv and Self Pay Rep	13	9.0	526,243	9.0	488,899	9.0	488,899
5929-Third Party Bill Follow Up Rp	13	28.0	1,532,760	28.0	1,468,719	28.0	1,468,719
6489-Call Center Cust Service Rep	13	1.0	62,024	1.0	62,024	1.0	62,024
6517-Patient Access Trainer	20	3.0	242,750	3.0	247,646	3.0	247,646
6644-Pt Fin Svcs Qual Mgmt Coord	18	5.0	285,864	6.0	341,766	6.0	341,766
7119-Business Manager II-HHS Union	20	1.0	106,550	-	-	-	-
8063-Director of Revenue Cycle	24	1.0	196,073	1.0	196,073	1.0	196,073
		68.0	\$4,808,938	68.0	\$4,661,749	68.0	\$4,661,749
18990-Legal and Risk Management							
5264-General Counsel - CCHHS	24	1.0	260,000	1.0	260,000	1.0	260,000
5273-Associate General Counsel	24	-	-	2.0	260,000	2.0	260,000
6021-Senior Legal Assistant	22	1.0	88,573	1.0	90,356	1.0	90,356
8001-Associate General Counsel	24	1.0	197,676	1.0	197,676	1.0	197,676
8029-Dep Dir RiskMgmt Hspit Bsd Srv	24	1.0	135,971	1.0	135,971	1.0	135,971
8030-Dep Dir Risk Mgmt Amb & Cmk	24	1.0	135,971	1.0	135,971	1.0	135,971
8064-Dir of Risk Mgmt - CCHHS	24	1.0	163,906	1.0	163,906	1.0	163,906
8000-Assistant General Counsel	24	3.0	417,065	3.0	417,065	3.0	417,065
8120-Operations Counsel	24	2.0	227,766	2.0	247,722	2.0	247,722
		11.0	\$1,626,928	13.0	\$1,908,667	13.0	\$1,908,667
19955-Center for Health Equity & Innovation							
0048-Administrative Assistant III	16	1.0	66,743	1.0	69,191	1.0	69,191
0223-Grant Analyst	21	1.0	111,519	1.0	111,519	1.0	111,519

PERSONAL SERVICES - SUMMARY OF POSITIONS BY PROGRAM AND JOB CODE

Job Code/Title	Grade	2021 Approved & Adopted		2022 Department Request		2022 President's Recommendation	
		FTE Pos.	Salaries	FTE Pos.	Salaries	FTE Pos.	Salaries
1866-Scientific Officer II	22	1.0	122,741	1.0	122,741	1.0	122,741
5069-Research Senior Analyst I	19	1.0	60,753	-	-	-	-
5117-Research Sr Analyst IV	22	-	-	1.0	76,043	1.0	76,043
5217-Asst Grants Mgmt Director	24	1.0	122,898	1.0	122,898	1.0	122,898
5570-Program Coordinator	18	1.0	52,310	2.0	104,620	2.0	104,620
6250-Residency Program Coordinator	19	1.0	72,700	-	-	-	-
6379-Data Analyst	20	1.0	62,912	-	-	-	-
6474-Web Developer-CCHHS	22	1.0	76,041	-	-	-	-
6545-Attending Physician XI-SC	K	1.0	294,941	1.0	300,888	1.0	300,888
6555-Medical Div Chair XI SC	K	1.0	347,541	1.0	354,548	1.0	354,548
6784-Behavior Hlth Integration Mgr	23	1.0	96,916	1.0	98,868	1.0	98,868
6810-Community Health Worker	12	1.0	47,705	1.0	49,733	1.0	49,733
6811-CommunityBasedSocWorkCareCoord	19	3.0	245,395	3.0	258,506	3.0	258,506
6850-Senior Development Manager	23	1.0	115,059	1.0	117,378	1.0	117,378
6851-Grant Program Manager	23	1.0	88,840	1.0	90,633	1.0	90,633
6852-Grant Writer - CCHHS	17	1.0	59,452	1.0	61,203	1.0	61,203
7225-Dir Clin Rsrch Data Analytcs	24	1.0	131,173	1.0	131,173	1.0	131,173
7226-Dir Data Integ Predict Analyt	24	1.0	119,339	1.0	119,339	1.0	119,339
7227-Data Warehouse Rsrch Mgr	14	1.0	119,166	1.0	119,168	1.0	119,168
7228-Data Modeling Analyst	21	1.0	73,457	1.0	73,459	1.0	73,459
7426-Attending Physician VII - Behavioral Health		1.0	203,323	1.0	207,420	1.0	207,420
7946-Grant Coord, Spon Progs	20	-	-	1.0	62,912	1.0	62,912
7977-Web Developer Full Stack	22	-	-	1.0	76,043	1.0	76,043
8055-Dir of Program Svc & Innov	24	1.0	173,383	1.0	173,383	1.0	173,383
9093-SQL Database Developer	22	-	-	1.0	76,043	1.0	76,043
9097-Research Program Grant Coordinator	21	-	-	1.0	69,164	1.0	69,164
		25.0	\$2,864,305	27.0	\$3,046,872	27.0	\$3,046,872
10155-Administration							
8007-Chief Executive Officer -CCHHS	24	1.0	650,000	1.0	650,000	1.0	650,000
8025-Chief Administrative Officer, Operations & Development	24	1.0	419,120	-	-	-	-
8083-Secretary to the Board	24	1.0	137,210	1.0	137,210	1.0	137,210
8092-Executive Assistant - CCHHS	23	3.0	264,782	3.0	264,782	3.0	264,782
8927-Chief Equity Officer	24	1.0	200,000	-	-	-	-
		7.0	\$1,671,112	5.0	\$1,051,992	5.0	\$1,051,992
11135-Business Intelligence							
1114-Systems Analyst V	23	4.0	496,907	4.0	500,872	4.0	500,872
1135-Proj Leader - Data Syst	22	1.0	128,500	1.0	128,500	1.0	128,500
6469-Database Administrator	22	-	-	1.0	100,543	1.0	100,543
6474-Web Developer-CCHHS	22	2.0	213,114	2.0	214,936	2.0	214,936
7228-Data Modeling Analyst	21	-	-	1.0	91,451	1.0	91,451
7831-Business Intelligence Project Manager	23	1.0	119,850	1.0	122,269	1.0	122,269
8036-Director of Decision Support	24	1.0	172,205	1.0	172,205	1.0	172,205
		9.0	\$1,130,576	11.0	\$1,330,777	11.0	\$1,330,777
11980-Public Relations							
0416-Communications Manager	23	3.0	289,495	3.0	282,008	3.0	282,008
4810-Graphic Design Coordinator	21	1.0	108,795	-	-	-	-
6461-Community Outreach Worker	18	2.0	126,603	2.0	116,451	2.0	116,451
8031-Director Community Affairs	24	1.0	150,724	1.0	150,724	1.0	150,724
8072-Chief Communications & Marketing Officer	24	1.0	251,160	1.0	251,160	1.0	251,160
8138-Director of Public Affairs - CCH	24	1.0	127,500	-	-	-	-
8155-Associate Chief Communications & Marketing Officer	24	-	-	1.0	180,000	1.0	180,000

PERSONAL SERVICES - SUMMARY OF POSITIONS BY PROGRAM AND JOB CODE

Job Code/Title	Grade	2021 Approved & Adopted		2022 Department Request		2022 President's Recommendation	
		FTE Pos.	Salaries	FTE Pos.	Salaries	FTE Pos.	Salaries
8139-Director of Marketing	24	-	-	1.0	130,000	1.0	130,000
9061-Corporate Communications Manager - CCH	23	-	-	1.0	79,932	1.0	79,932
9031-Graphic Design Manager	23	-	-	1.0	79,932	1.0	79,932
		9.0	\$1,054,277	11.0	\$1,270,208	11.0	\$1,270,208
12270-Corporate Compliance Administration							
5190-Director of Research	24	-	-	1.0	150,000	1.0	150,000
5783-Compliance Analyst	23	3.0	248,328	-	-	-	-
6316-Compliance Counsel	24	-	-	1.0	125,000	1.0	125,000
8022-Compliance Officer - CCHHS	24	1.0	144,369	1.0	144,369	1.0	144,369
8023-Chief Corp Comp & Priv Ofcr	24	1.0	212,000	1.0	212,000	1.0	212,000
8082-Privacy Officer	24	1.0	130,050	1.0	130,050	1.0	130,050
8103-Compliance Officer, County Care	24	1.0	127,500	1.0	127,500	1.0	127,500
9042-Compliance Analyst - CCH	22	-	-	4.0	306,430	4.0	306,430
		7.0	\$862,247	10.0	\$1,195,349	10.0	\$1,195,349
14915-Human Resources							
0766-Job Classification Specialist	21	1.0	77,485	2.0	148,213	2.0	148,213
1043-Director of Human Resources	24	1.0	139,752	1.0	139,752	1.0	139,752
1687-Assistant Administrator	23	1.0	87,096	1.0	88,850	1.0	88,850
5827-Human Resources Asst (RWDSU)	12	5.0	235,117	5.0	246,221	5.0	246,221
6001-Talent Acquisition Manager	23	1.0	112,563	1.0	114,833	1.0	114,833
6003-HR Project Manager	23	2.0	211,623	1.0	117,372	1.0	117,372
6308-Position Control Analyst	20	1.0	72,095	1.0	72,340	1.0	72,340
6481-Equal Employment Opp Director	24	1.0	128,824	1.0	128,824	1.0	128,824
6482-Equal Emp Opp Specialist	22	2.0	166,160	2.0	169,510	2.0	169,510
6780-HRIS Manager	23	-	-	1.0	125,814	1.0	125,814
6794-Recruit&Select Analyst (RWDSU)	18	5.0	383,511	7.0	479,912	7.0	479,912
7033-Class & Comp Supervisor CCHHS	22	1.0	91,356	1.0	93,200	1.0	93,200
7224-Human Resources Liaison - CHHS	17	2.0	124,651	2.0	126,148	2.0	126,148
7399-Org Dvlopmt & Training Analyst	19	1.0	67,528	1.0	67,529	1.0	67,529
7652-Workforce Development Coordinator		-	-	2.0	138,328	2.0	138,328
7794-HRIS Analyst - HHS	20	-	-	1.0	62,912	1.0	62,912
7822-Mgr of Org Development & Performance	23	1.0	99,937	1.0	79,932	1.0	79,932
7834-Senior Human Resources Recruitment Coordinator	22	-	-	1.0	62,912	1.0	62,912
7986-Executive Recruitment Specialist	20	-	-	1.0	62,912	1.0	62,912
8014-Chief Human Resources Officer	24	1.0	227,552	1.0	255,000	1.0	255,000
8026-Associate Chief Human Resources Officer	24	-	-	1.0	196,000	1.0	196,000
8051-Dir of Orgnzl Dev & Training	24	-	-	1.0	152,719	1.0	152,719
8092-Executive Assistant - CCHHS	23	-	-	1.0	69,992	1.0	69,992
9096-Human Resources Business Partner	23	-	-	3.0	239,797	3.0	239,797
		26.0	\$2,225,249	40.0	\$3,439,021	40.0	\$3,439,021
15160-Internal Audits							
5594-Assoc Dir of Info Technology	24	1.0	135,733	1.0	135,733	1.0	135,733
6748-Senior Internal Auditor	22	2.0	175,029	2.0	176,647	2.0	176,647
8041-Director of Internal Audit	24	1.0	178,970	1.0	178,970	1.0	178,970
		4.0	\$489,731	4.0	\$491,350	4.0	\$491,350
15715-Managed Care							
6445-Prior Authorization Nurse	FE	-	-	6.0	593,984	6.0	593,984
6519-Dir of Managed Care Operations	24	-	-	1.0	188,389	1.0	188,389
6673-Prior Authorization Manager	23	-	-	1.0	119,702	1.0	119,702
6840-Mngd Care Snr Contract Analyst	22	-	-	1.0	93,862	1.0	93,862
6992-Home/Comm Basd Srvs Ref Coord	15	-	-	1.0	56,243	1.0	56,243

PERSONAL SERVICES - SUMMARY OF POSITIONS BY PROGRAM AND JOB CODE

Job Code/Title	Grade	2021 Approved & Adopted		2022 Department Request		2022 President's Recommendation	
		FTE Pos.	Salaries	FTE Pos.	Salaries	FTE Pos.	Salaries
7127-Mgr Mnged Care Risk Contracts	23	-	-	1.0	91,051	1.0	91,051
7688-Managed Care Coordinator	18	-	-	1.0	60,679	1.0	60,679
		-	-	12.0	\$1,203,910	12.0	\$1,203,910
18160-Project Management Office							
6678-Senior Project Manager	23	2.0	258,036	-	-	-	-
8056-Dir of Proj Mgmt & Opr'l Exce	24	1.0	210,993	-	-	-	-
		3.0	\$469,030	-	-	-	-
35570-Supply Chain							
0293-Administrative Analyst III	21	-	-	1.0	69,164	1.0	69,164
1210-Chief Procurement Officer	24	1.0	199,185	1.0	199,185	1.0	199,185
1215-Purchasing Coordinator	22	-	-	1.0	76,043	1.0	76,043
5602-Director of Supply Chain Contract Management	23	1.0	150,000	1.0	150,000	1.0	150,000
5983-Manager of Procurement	23	1.0	113,651	1.0	115,942	1.0	115,942
6278-Senior Contract Specialist	22	5.0	420,148	5.0	447,482	5.0	447,482
6529-Senior Procurement Specialist	21	4.0	304,166	3.0	239,749	3.0	239,749
6537-Documentation Specialist	18	1.0	70,368	1.0	71,786	1.0	71,786
6599-Dir of Strat Sourc Procurement	24	1.0	154,840	1.0	154,840	1.0	154,840
7028-Administrative Asst V-CCHHS	20	1.0	98,994	1.0	98,993	1.0	98,993
8068-Dir of Sys Integ & Sprt - SChn	24	-	-	2.0	305,000	2.0	305,000
8069-Director of Value Analysis	24	1.0	156,893	1.0	156,893	1.0	156,893
		16.0	\$1,668,244	19.0	\$2,085,078	19.0	\$2,085,078
18937-Strategic Planning and Implementation							
5979-Sr Dir - Clinical Shared Svcs	24	-	-	1.0	150,000	1.0	150,000
6678-Senior Project Manager	23	-	-	2.0	258,036	2.0	258,036
8034-Dir of Clinical Srvc Lines	24	-	-	1.0	150,000	1.0	150,000
8056-Dir of Proj Mgmt & Opr'l Exce	24	-	-	1.0	195,000	1.0	195,000
8094-Chief Strategy Officer	24	-	-	1.0	275,000	1.0	275,000
		-	-	6.0	\$1,028,036	6.0	\$1,028,036
18941-Equity and Inclusion							
0253-Business Manager III	22	-	-	1.0	76,043	1.0	76,043
0295-Administrative Analyst V	23	-	-	1.0	79,932	1.0	79,932
5348-Research Assistant	21	-	-	1.0	69,164	1.0	69,164
8154-Chief Equity and Inclusion Officer	24	-	-	1.0	230,000	1.0	230,000
		-	-	4.0	\$455,139	4.0	\$455,139
Total Salaries and Positions		317.0	\$32,934,948	368.0	\$38,071,520	368.0	\$38,071,520
Turnover Adjustment		-	(2,470,121)	-	(3,650,130)	-	(3,650,130)
Operating Fund Totals		317.0	\$30,464,826	368.0	\$34,421,390	368.0	\$34,421,390

PERSONAL SERVICES - SUMMARY OF POSITIONS BY GRADE

Salary Grade	2021 Approved & Adopted		2022 Department Request		2022 President's Recommendation	
	FTE Pos.	Salaries	FTE Pos.	Salaries	FTE Pos.	Salaries
11	2.0	108,152	3.0	140,076	3.0	140,076
12	14.0	667,955	14.0	678,082	14.0	678,082
13	46.0	2,580,011	46.0	2,482,760	46.0	2,482,760
14	7.0	497,924	7.0	499,174	7.0	499,174
15	1.0	54,022	1.0	56,243	1.0	56,243
16	15.0	1,029,388	15.0	1,029,583	15.0	1,029,583
17	3.0	184,103	3.0	187,351	3.0	187,351
18	29.0	2,140,958	34.0	2,394,427	34.0	2,394,427
19	6.0	446,376	5.0	476,034	5.0	476,034
20	11.0	936,301	11.0	863,970	11.0	863,970
21	22.0	1,976,676	27.0	2,336,623	27.0	2,336,623
22	24.0	2,306,447	36.0	3,232,695	36.0	3,232,695
23	61.0	6,777,013	67.0	7,201,374	67.0	7,201,374
24	67.0	11,831,509	84.0	14,601,594	84.0	14,601,594
FE	6.0	552,309	10.0	890,351	10.0	890,351
K	2.0	642,482	2.0	655,436	2.0	655,436
	1.0	203,323	3.0	345,749	3.0	345,749
Total Salaries and Positions	317.0	\$32,934,948	368.0	\$38,071,520	368.0	\$38,071,520
Turnover Adjustment	-	\$(2,470,121)	-	\$(3,650,130)	-	\$(3,650,130)
Operating Funds Total	317.0	\$30,464,826	368.0	\$34,421,390	368.0	\$34,421,390

MISSION

To provide high quality, timely, and cost-efficient healthcare services in a correctional setting in accordance with acceptable community standards, accreditation, and regulatory requirements as a continuum of care within CCH and the community.

MANDATES

Mandated as part of the Cook County Health and Hospitals System in Cook County Code of Ordinance Chapter 38, Article V.

**OPERATIONAL HIGHLIGHTS:
2021 INITIATIVES AND OUTCOMES**

The COVID-19 pandemic significantly impacted 2021 initiatives and operations. The organization continues to demonstrate its abilities to adapt as it moves towards progress in developing expectations for the new norm. Development of a modified 'Face to Face' Health Service Request process is currently in progress for FY 2022. COVID mitigation and campuswide vaccination has been prioritized, requiring operational changes on a recurring basis. Over 8,000 patients have been vaccinated on campus since February 2021. Vaccination programs are expected to continue into FY 2022. Patient census continues to rise, increasing from just over 5,000 in 2020. Cermak estimates census increase to as high as 6,000 patients in FY2021.

**OPERATIONAL OPPORTUNITIES:
2022 INITIATIVES AND GOALS**

Continued interventions surrounding COVID-19 containment and mitigation, programmatic initiatives for the screening upon intake, treatment upon identification, and vaccination.

Transitioning back to a FY2022 'face to face' Health Service Request Form process, which will provide for patient triage encounters in an in-person setting, while still adhering to CDC guidelines.

Anticipated increases to census and health service request response, that will impact operations and cause increase to clinic sessions.

Expansion of Reentry Services to include collaboration with community organizations and other identified health partners.

Continuation of the Narcan at Discharge Program to provide education to patients at risk for opioid overdose in the community. Patients who successfully complete the program are provided Narcan upon discharge for a future life threatening emergency. More than 6,700 naloxone kits have been issued, with 8,900 patients receiving naloxone administration education.

The Substance Use Disorders (SUD) program provides patients with SUDs access to Medication Assisted Treatment (MAT) and Assisted Outpatient Treatment (AOT) programs at Cermak and as they transition back to the community. Approximately 20-30 people with SUDs are typically admitted to Cermak daily.

Continuance of NCCCH Accreditation initiatives with goal to pursue facility accreditation in addition to the current OTP accreditation status.

Performance Metric Name	2019 Actual	2020 Actual	2021 Target	2021 Projection	2022 Target
Avg. daily census (# patients)	5,747	5,131	5,914	5,914	6,356
# of Scheduled and PRN Medications Administered by a Nurse	3,117,176	2,745,603	3,117,176	3,117,176	3,117,176
Avg. # of patients on Mental Health Caseload per day	2,125	2,151	2,757	2,757	3,277
Caseload) per day	37%	42%	47%	47%	52%
Doses of medication dispensed	5,844,362	5,146,644	5,400,000	5,400,000	5,400,000

BUDGET HIGHLIGHTS

- Continued initiatives surrounding COVID-19 mitigation
- Preparation of NCCHC Accreditation
- Staffing adjustments to address anticipated operational impacts due to increasing census and expanded services

Fund Category	Appropriations (\$ thousands)			
	2019 Adopted	2020 Adopted	2021 Adopted	2022 Recommended
Enterprise	87,200	81,491	96,108	97,839
Total Funds	87,200	81,491	96,108	97,839
Expenditures by Type				
Personnel	66,257	63,678	76,357	75,674
Non Personnel	20,944	17,813	19,751	22,165
Total Funds	87,200	81,491	96,108	97,839
FTE Positions	631.0	575.0	667.0	658.0

Program Description	2021		2022	
	FTE Pos.	Adopted	FTE Pos.	Appropriation
13945-Finance	3.0	2,682,043	3.0	280,330
15435-Laboratory Services	5.0	571,376	5.0	462,503
15805-Material Management	4.0	342,403	4.0	323,504
15895-Medical Administration	43.0	9,823,401	49.0	10,420,285
16005-Health Information Management (HIM)	4.0	387,057	5.0	431,061
16125-Mental Health Services	107.0	15,542,614	110.0	15,062,951
17015-Oral Health	18.0	2,362,431	18.0	2,443,260
17170-Patient Care Services	380.0	36,340,019	361.0	36,558,676
17610-Pharmacy	28.0	11,056,649	30.0	13,180,441
18445-Quality Assurance	8.0	915,330	7.0	815,436
18485-Radiology	7.0	748,985	7.0	749,407
10155-Administration	22.0	11,797,684	22.0	13,520,911
13500-Environmental Services	34.0	2,624,345	33.0	2,563,537
14915-Human Resources	2.0	242,097	2.0	256,957
15050-Information Technology	2.0	217,929	2.0	207,717
29165-General Store Inventory (IV)	0.0	453,253	0.0	561,726
Total	667.0	96,107,615	658.0	97,838,703

DISTRIBUTION BY APPROPRIATION CLASSIFICATION

Account	2021 Approved & Adopted	Department Request	President's Recommendation	Difference
Personal Services				
501005-Salaries and Wages of Employees With Benefits	52,507,509	53,136,094	53,136,094	628,584
501165-Planned Salary Adjustment	6,104,246	4,890,205	4,890,205	(1,214,041)
501210-Planned Overtime Compensation	4,384,869	4,488,951	4,488,951	104,082
501295-Salaries and Wages of Per Diem Employees	1,781,965	2,000,388	2,000,388	218,423
501420-Salaries and Wages of Employees Per Contract	52,000	188,500	188,500	136,500
501510-Mandatory Medicare Cost	828,023	845,104	845,104	17,081
501540-Worker's Compensation	1,031,455	893,702	893,702	(137,753)
501585-Insurance Benefits	9,641,026	9,192,579	9,192,579	(448,447)
501765-Professional Develop/Fees	18,000	21,000	21,000	3,000
501835-Transportation and Travel Expenses	7,900	17,564	17,564	9,664
Personal Services Total	76,356,994	75,674,086	75,674,086	(682,908)
Contractual Service				
520005-Ambulance Service	340,000	329,800	329,800	(10,200)
520049-Scavenger and Hazardous Materail Services	35,000	34,000	34,000	(1,000)
520189-Laundry and Linen Services	1,940	1,882	1,882	(58)
520259-Postage	1,400	1,000	1,000	(400)
520389-Contract Maintenance Service	73,720	71,508	71,508	(2,212)
520485-Graphics and Reproduction Services	12,000	10,000	10,000	(2,000)
520670-Purchased Services Not Otherwise Classified	376,360	365,069	365,069	(11,291)
520825-Professional Services	38,800	38,800	38,800	0
521119-Registry Services	459,150	510,400	510,400	51,250
521200-Laboratory Testing and Analysis	155,000	155,000	155,000	0
Contractual Service Total	1,493,370	1,517,459	1,517,459	24,089
Supplies & Materials				
530005-Food Supplies	20,000	19,400	19,400	(600)
530100-Wearing Apparel	7,559	7,422	7,422	(137)
530170-Institutional Supplies	115,624	521,371	521,371	405,747
530600-Office Supplies	25,000	32,000	32,000	7,000
530635-Books, Periodicals and Publish	10,948	13,404	13,404	2,456
530700-Multimedia Supplies	19,000	18,000	18,000	(1,000)
530785-Medical, Dental and Laboratory Supplies	828,323	891,873	891,873	63,550
530905-Pharmaceuticals Supplies	7,300,450	9,162,000	9,162,000	1,861,550
Supplies & Materials Total	8,326,904	10,665,470	10,665,470	2,338,566
Operations & Maintenance				
540129-Maintenance and Subscription Services	9,881,944	9,907,735	9,907,735	25,791
540245-Automotive Operations and Maintenance	2,910	2,823	2,823	(87)
540345-Property Maintenance and Operations	18,818	18,253	18,253	(565)
Operations & Maintenance Total	9,903,672	9,928,811	9,928,811	25,139
Rental & Leasing				
550005-Office and Data Processing Equip Rental	970	941	941	(29)
550079-Medical Equipment Rental	17,460	16,936	16,936	(524)
Rental & Leasing Total	18,430	17,877	17,877	(553)
Contingencies & Special Purpose				
580215-Institution Memberships/FE	8,245	35,000	35,000	26,755
Contingencies & Special Purpose Total	8,245	35,000	35,000	26,755
Operating Funds Total	96,107,615	97,838,703	97,838,703	1,731,088

PERSONAL SERVICES - SUMMARY OF POSITIONS BY PROGRAM AND JOB CODE

Job Code/Title	Grade	2021 Approved & Adopted		2022 Department Request		2022 President's Recommendation	
		FTE Pos.	Salaries	FTE Pos.	Salaries	FTE Pos.	Salaries
13945-Finance							
0112-Dir of Financial Control III	23	1.0	129,018	1.0	129,018	1.0	129,018
0145-Accountant V	19	1.0	75,163	1.0	57,223	1.0	57,223
0907-Clerk V	11	1.0	54,076	1.0	54,076	1.0	54,076
		3.0	\$258,257	3.0	\$240,317	3.0	\$240,317
15435-Laboratory Services							
1841-Laboratory Technician II	10	1.0	44,751	-	-	-	-
1842-Laboratory Technician III	13	1.0	60,578	4.0	157,280	4.0	157,280
2128-Phlebotomist III	11	1.0	48,221	1.0	49,259	1.0	49,259
4605-Phlebotomist III	10	2.0	83,936	-	-	-	-
		5.0	\$237,486	5.0	\$206,539	5.0	\$206,539
15805-Material Management							
1234-Storekeeper IV	12	1.0	57,916	1.0	57,916	1.0	57,916
1242-Storekeeper/Supply Clerk	CC	3.0	125,135	3.0	126,283	3.0	126,283
		4.0	\$183,051	4.0	\$184,198	4.0	\$184,198
15895-Medical Administration							
0050-Administrative Assistant IV	18	1.0	82,732	1.0	85,224	1.0	85,224
0907-Clerk V	11	2.0	97,076	2.0	97,138	2.0	97,138
1636-Attending Physician VI	K06	2.0	381,075	-	-	-	-
1637-Attending Physician VII	K07	4.0	879,519	4.0	882,185	4.0	882,185
1638-Attending Physician VIII	K08	8.0	1,989,490	11.0	2,632,054	11.0	2,632,054
1653-Attending Physician Senior VII	K07	1.0	235,085	1.0	235,086	1.0	235,086
1816-Physician Assistant I	22	20.0	2,520,410	20.0	2,567,829	20.0	2,567,829
1918-Correctional Medical Tech III	14	-	-	1.0	42,218	1.0	42,218
1943-Nurse Clinician	FC	-	-	1.0	96,880	1.0	96,880
1944-Nurse Epidemiologist	FE	-	-	1.0	129,486	1.0	129,486
2036-Respiratory Therapist	16	1.0	58,154	1.0	60,924	1.0	60,924
2061-Optometrist	K	1.0	147,774	1.0	150,220	1.0	150,220
6337-Ch Dpt of Cor Hlth Md Dir Crmk	K12	1.0	383,860	1.0	383,860	1.0	383,860
6338-Chr of the Div of Cor Health	K12	2.0	554,097	2.0	554,097	2.0	554,097
6822-Emergency Resp Tech (SEIU 73)	18	-	-	2.0	134,058	2.0	134,058
		43.0	\$7,329,271	49.0	\$8,051,258	49.0	\$8,051,258
16005-Health Information Management (HIM)							
0907-Clerk V	11	2.0	108,152	3.0	162,228	3.0	162,228
1687-Assistant Administrator	23	1.0	129,018	1.0	129,018	1.0	129,018
2007-Medical Records Unit Manager	18	1.0	84,440	1.0	84,440	1.0	84,440
		4.0	\$321,610	5.0	\$375,685	5.0	\$375,685
16125-Mental Health Services							
0293-Administrative Analyst III	21	-	-	1.0	69,164	1.0	69,164
1526-Medical Social Worker V	19	6.0	522,298	6.0	526,023	6.0	526,023
1610-Mental Health Specialist III	19	68.0	5,583,217	70.0	5,697,874	70.0	5,697,874
1816-Physician Assistant I	22	3.0	350,795	6.0	676,474	6.0	676,474
2057-Activities Therapist II	17	4.0	308,691	4.0	280,463	4.0	280,463
5385-Mental Health Director-Cermak	24	1.0	155,107	1.0	155,107	1.0	155,107
5428-Att Phys-Correctional Psych	K10	14.0	4,035,911	11.0	3,171,076	11.0	3,171,076
5429-Division Chief of Corr Psych	K12	1.0	326,064	1.0	326,064	1.0	326,064
5431-Correctional Psychologist	K02	9.0	1,123,310	9.0	1,155,263	9.0	1,155,263
5432-Chief Correctional Psych	24	1.0	182,070	1.0	182,070	1.0	182,070
		107.0	\$12,587,463	110.0	\$12,239,580	110.0	\$12,239,580
17015-Oral Health							
1500-Dental Assistant	14	9.0	521,994	9.0	503,316	9.0	503,316

PERSONAL SERVICES - SUMMARY OF POSITIONS BY PROGRAM AND JOB CODE

Job Code/Title	Grade	2021 Approved & Adopted		2022 Department Request		2022 President's Recommendation	
		FTE Pos.	Salaries	FTE Pos.	Salaries	FTE Pos.	Salaries
4880-Dentist IV	K04	6.0	1,054,487	6.0	1,063,784	6.0	1,063,784
5435-Correctional Chf of Dental Svc	K12	1.0	184,212	1.0	184,212	1.0	184,212
6826-Dental Hygienist (SEIU 73)	18	2.0	157,518	2.0	157,518	2.0	157,518
		18.0	\$1,918,212	18.0	\$1,908,831	18.0	\$1,908,831
17170-Patient Care Services							
0293-Administrative Analyst III	21	-	-	1.0	69,164	1.0	69,164
0907-Clerk V	11	1.0	54,076	-	-	-	-
1722-Associate Director of Nursing	NS4	-	-	1.0	135,273	1.0	135,273
1919-Correctional Medical Tech IV	16	1.0	68,061	1.0	68,347	1.0	68,347
1941-Clinical Nurse I	FA	110.0	10,087,632	134.0	12,260,538	134.0	12,260,538
1942-Clinical Nurse II	FB	8.0	811,853	11.0	1,034,059	11.0	1,034,059
1943-Nurse Clinician	FC	2.0	223,025	1.0	100,941	1.0	100,941
1944-Nurse Epidemiologist	FE	1.0	129,485	-	-	-	-
1961-Attendant Patient Care	CD	32.0	1,216,878	32.0	1,169,087	32.0	1,169,087
1966-Licensed Practical Nurse II	PN2	163.0	8,014,720	112.0	5,766,895	112.0	5,766,895
2063-Correctional Medical Tech II	12	23.0	1,200,921	24.0	1,222,064	24.0	1,222,064
2064-Emergency Room Technician II	16	1.0	74,699	-	-	-	-
2067-Correctional Medical Tech V	17	1.0	82,584	1.0	82,584	1.0	82,584
5384-Nurse Coordinator II	NS2	10.0	1,111,459	9.0	1,046,188	9.0	1,046,188
5388-House Administrator	NS2	4.0	422,706	4.0	416,417	4.0	416,417
5923-Staffing Coordinator-Cermak	14	1.0	60,605	1.0	61,324	1.0	61,324
6822-Emergency Resp Tech (SEIU 73)	18	20.0	1,541,419	27.0	1,993,343	27.0	1,993,343
7028-Administrative Asst V-CCHHS	20	1.0	106,022	1.0	106,022	1.0	106,022
8049-Director of Nursing Cermak	24	1.0	176,564	1.0	176,564	1.0	176,564
		380.0	\$25,382,710	361.0	\$25,708,810	361.0	\$25,708,810
17610-Pharmacy							
1846-Clinical Pharmacist	RX2	1.0	135,568	2.0	271,136	2.0	271,136
1874-Director of Pharmacy	24	1.0	177,093	1.0	177,093	1.0	177,093
1876-Asst Dir of Pharmacy	24	1.0	152,618	1.0	152,618	1.0	152,618
1878-Pharmacist	RX1	7.0	941,689	8.0	1,076,209	8.0	1,076,209
2051-Pharmacy Tech ARNTE	PB	16.0	867,369	16.0	905,942	16.0	905,942
4718-Pharmacy Supervisor IV	RX4	1.0	143,917	1.0	143,917	1.0	143,917
8772-Pharmacy Automation Coordinator	16	1.0	64,596	1.0	65,897	1.0	65,897
		28.0	\$2,482,850	30.0	\$2,792,811	30.0	\$2,792,811
18445-Quality Assurance							
0050-Administrative Assistant IV	18	1.0	83,835	1.0	83,834	1.0	83,834
1135-Proj Leader - Data Syst	22	1.0	107,391	1.0	109,556	1.0	109,556
5339-Certified CCL Programmer-CHS	21	1.0	90,521	1.0	92,343	1.0	92,343
5341-Dir of Quality Improvement	24	1.0	130,273	1.0	151,397	1.0	151,397
5722-Clin Perform Improv Analyst	22	1.0	122,741	1.0	122,741	1.0	122,741
5904-Process Analyst	21	2.0	146,378	2.0	147,860	2.0	147,860
8112-Director of Quality Improvement, Hospital Based Services	24	1.0	130,273	-	-	-	-
		8.0	\$811,412	7.0	\$707,731	7.0	\$707,731
18485-Radiology							
0050-Administrative Assistant IV	18	1.0	88,028	1.0	88,030	1.0	88,030
2077-Radiologic Technologist	T16	4.0	284,760	4.0	287,636	4.0	287,636
4595-Clinical Laboratory Supv III	21	1.0	111,644	1.0	111,644	1.0	111,644
4824-Technical Manager- Cermak	18	1.0	85,671	1.0	86,079	1.0	86,079
		7.0	\$570,103	7.0	\$573,389	7.0	\$573,389
10155-Administration							
0048-Administrative Assistant III	16	1.0	57,403	1.0	59,840	1.0	59,840

PERSONAL SERVICES - SUMMARY OF POSITIONS BY PROGRAM AND JOB CODE

Job Code/Title	Grade	2021 Approved & Adopted		2022 Department Request		2022 President's Recommendation	
		FTE Pos.	Salaries	FTE Pos.	Salaries	FTE Pos.	Salaries
0907-Clerk V	11	2.0	108,152	2.0	108,152	2.0	108,152
0912-Administrative Aide	CC	1.0	41,929	1.0	41,929	1.0	41,929
0927-Administrative Aide CCU	CE	7.0	309,557	7.0	310,288	7.0	310,288
6823-Ward Clerk (SEIU 73)	CG	8.0	358,136	8.0	358,136	8.0	358,136
7028-Administrative Asst V-CCHHS	20	1.0	101,732	1.0	100,974	1.0	100,974
7047-Mgr Clin Excellence &PI-Cermak	23	1.0	79,930	1.0	79,932	1.0	79,932
8087-COO-Corrc'tl Health Services	24	1.0	291,200	1.0	253,400	1.0	253,400
		22.0	\$1,348,038	22.0	\$1,312,651	22.0	\$1,312,651
13500-Environmental Services							
0050-Administrative Assistant IV	18	1.0	82,186	1.0	82,187	1.0	82,187
0254-Business Manager IV	23	1.0	79,930	1.0	79,932	1.0	79,932
2143-Building Service Worker- CCH	CF	1.0	38,821	-	-	-	-
2420-Building Service Supervisor	12	7.0	350,106	7.0	345,809	7.0	345,809
6824-Bldng Srvc Wrkr SEIU 73)	CG	24.0	1,004,176	24.0	991,504	24.0	991,504
		34.0	\$1,555,219	33.0	\$1,499,433	33.0	\$1,499,433
14915-Human Resources							
5827-Human Resources Asst (RWDSU)	12	1.0	50,232	1.0	50,997	1.0	50,997
6794-Recruit&Select Analyst (RWDSU)	18	1.0	66,695	1.0	69,535	1.0	69,535
		2.0	\$116,926	2.0	\$120,532	2.0	\$120,532
15050-Information Technology							
1111-Systems Analyst II	18	2.0	168,455	2.0	172,364	2.0	172,364
		2.0	\$168,455	2.0	\$172,364	2.0	\$172,364
Total Salaries and Positions		667.0	\$55,271,062	658.0	\$56,094,130	658.0	\$56,094,130
Turnover Adjustment		-	(2,763,553)	-	(2,958,036)	-	(2,958,036)
Operating Fund Totals		667.0	\$52,507,509	658.0	\$53,136,094	658.0	\$53,136,094

PERSONAL SERVICES - SUMMARY OF POSITIONS BY GRADE

Salary Grade	2021 Approved & Adopted		2022 Department Request		2022 President's Recommendation	
	FTE Pos.	Salaries	FTE Pos.	Salaries	FTE Pos.	Salaries
10	3.0	128,688	-	-	-	-
11	9.0	469,752	9.0	470,852	9.0	470,852
12	32.0	1,659,174	33.0	1,676,786	33.0	1,676,786
13	1.0	60,578	4.0	157,280	4.0	157,280
14	10.0	582,599	11.0	606,858	11.0	606,858
16	5.0	322,913	4.0	255,007	4.0	255,007
17	5.0	391,275	5.0	363,048	5.0	363,048
18	31.0	2,440,978	40.0	3,036,612	40.0	3,036,612
19	75.0	6,180,678	77.0	6,281,120	77.0	6,281,120
20	2.0	207,754	2.0	206,995	2.0	206,995
21	4.0	348,543	6.0	490,176	6.0	490,176
22	25.0	3,101,337	28.0	3,476,600	28.0	3,476,600
23	4.0	417,897	4.0	417,901	4.0	417,901
24	8.0	1,395,197	7.0	1,248,248	7.0	1,248,248
CC	4.0	167,064	4.0	168,212	4.0	168,212
CD	32.0	1,216,878	32.0	1,169,087	32.0	1,169,087
CE	7.0	309,557	7.0	310,288	7.0	310,288
CF	1.0	38,821	-	-	-	-
CG	32.0	1,362,312	32.0	1,349,641	32.0	1,349,641
FA	110.0	10,087,632	134.0	12,260,538	134.0	12,260,538
FB	8.0	811,853	11.0	1,034,059	11.0	1,034,059
FC	2.0	223,025	2.0	197,821	2.0	197,821
FE	1.0	129,485	1.0	129,486	1.0	129,486
K	1.0	147,774	1.0	150,220	1.0	150,220
K02	9.0	1,123,310	9.0	1,155,263	9.0	1,155,263
K04	6.0	1,054,487	6.0	1,063,784	6.0	1,063,784
K06	2.0	381,075	-	-	-	-
K07	5.0	1,114,604	5.0	1,117,270	5.0	1,117,270
K08	8.0	1,989,490	11.0	2,632,054	11.0	2,632,054
K10	14.0	4,035,911	11.0	3,171,076	11.0	3,171,076
K12	5.0	1,448,233	5.0	1,448,233	5.0	1,448,233
NS2	14.0	1,534,165	13.0	1,462,605	13.0	1,462,605
NS4	-	-	1.0	135,273	1.0	135,273
PB	16.0	867,369	16.0	905,942	16.0	905,942
PN2	163.0	8,014,720	112.0	5,766,895	112.0	5,766,895
RX1	7.0	941,689	8.0	1,076,209	8.0	1,076,209
RX2	1.0	135,568	2.0	271,136	2.0	271,136
RX4	1.0	143,917	1.0	143,917	1.0	143,917
T16	4.0	284,760	4.0	287,636	4.0	287,636
Total Salaries and Positions	667.0	\$55,271,062	658.0	\$56,094,130	658.0	\$56,094,130
Turnover Adjustment	-	\$(2,763,553)	-	\$(2,958,036)	-	\$(2,958,036)
Operating Funds Total	667.0	\$52,507,509	658.0	\$53,136,094	658.0	\$53,136,094

MISSION

To provide trauma-informed, integrated health and behavioral health services to the youth at the Cook County Juvenile Temporary Detention Center (JTDC). Promote health education for resident self-care and establish community linkages for soon-to-be released residents.

MANDATES

Mandated as part of the Cook County Health and Hospitals System in Cook County Code of Ordinance Chapter 38, Article V.

OPERATIONAL HIGHLIGHTS: 2021 INITIATIVES AND OUTCOMES

COVID-19 continued to significantly impact the 2021 initiatives and outcomes for the Health and Behavioral Health programs at the JTDC. Although Health services successfully mitigated the spread of infection and have kept the rates of infection low for both residents and staff, COVID-19 remained the primary focus of the health operations. In spite of the the pandemic, goals for 2021 were achieved including the successful implementation of CCH Tableau to enhance productivity monitoring, innovative use of tele-health to mitigate the spread of COVID-19 while increasing efficiency and access to residents, the successful launch of the Juvenile Justice Care Coordination Program, and began the preparation for the 2022 NCCCH (National Commission on Correctional Health Care) re-accreditation survey.

OPERATIONAL OPPORTUNITIES: 2022 INITIATIVES AND GOALS

The following are the 2022 operational opportunities for Cermak Health Services at JTDC:

- Enhance medical response to medical emergencies at JTDC.
- Develop a structured Immunization Clinic with focus on flu, HPV, meningococcal and COVID-19.
- Invigorate the Healthy Lifestyle Awareness programs for the residents.
- Develop Chronic Care Self-Management Groups to provide residents effective ways to self-manage their chronic disease during a doctor-moderated discussion encouraging resident participation.
- Improve and monitor continuous quality improvement, safe and reliable nursing services at JTDC.
- Create a staff engagement environment at JTDC.
- Begin implementation of Trauma-Informed Juvenile Court Self Assessment recommendations.
- Continue expansion of clinical training programs.
- Begin implementation phase of the OJJDP grant expansion of the Juvenile Justice Care Coordination Program.
- Prepare for and successfully pass the NCCCH re-accreditation survey scheduled in Spring 2022.

Performance Metric Name	2019 Actual	2020 Actual	2021 Target	2021 Projection	2022 Target
Number of Receiving Screenings completed upon entering the JTDC by nursing staff	2,335	4,931	1,916	1,619	2,335
Number of HSRF Encounters	3,889	8,627	3,938	4,060	3,889
Number of Behavioral Health Intake Screenings completed upon entering the JTDC by clinical staff	1,767	3,617	1,767	952	1,767
Number of Behavioral Health Referrals	6,898	15,443	8,316	8,371	6,898
referrals, counseling sessions, psychiatric evaluations, confinement assessments, consultations, collateral contacts,	57,456	58,770	73,000	50,752	57,456

BUDGET HIGHLIGHTS

- Effective management of the potential risk of COVID-19 through staff/resident education, testing, clinical assessments and vaccinations.
- Successfully provided multiple virtual COVID-19 education including information on testing and vaccination to JTDC residents' families/legal guardians.
- Launched Trauma-Informed Court Self Assessment initiative with participation of all agencies in the juvenile justice system.

Fund Category	Appropriations (\$ thousands)			
	2019 Adopted	2020 Adopted	2021 Adopted	2022 Recommended
Enterprise	7,868	7,231	8,357	8,566
Total Funds	7,868	7,231	8,357	8,566
Expenditures by Type				
Personnel	6,708	6,351	7,485	7,795
Non Personnel	1,160	880	872	772
Total Funds	7,868	7,231	8,357	8,566
FTE Positions	65.0	62.0	59.8	60.8

Program Description	2021		2022	
	FTE Pos.	Adopted	FTE Pos.	Appropriation
10755-Behavioral Health	30.8	3,505,377	30.8	3,479,845
16015-Medical Services Administration	2.0	478,305	3.0	647,712
17015-Oral Health	2.0	279,833	2.0	273,421
17170-Patient Care Services	22.0	3,084,668	22.0	3,017,159
10155-Administration	3.0	1,008,685	3.0	1,148,344
Total	59.8	8,356,869	60.8	8,566,481

DISTRIBUTION BY APPROPRIATION CLASSIFICATION

Account	2021 Approved & Adopted	Department Request	President's Recommendation	Difference
Personal Services				
501005-Salaries and Wages of Employees With Benefits	5,576,360	5,717,226	5,717,226	140,865
501165-Planned Salary Adjustment	165,527	348,328	348,328	182,801
501210-Planned Overtime Compensation	297,025	297,124	297,124	99
501295-Salaries and Wages of Per Diem Employees	456,492	305,280	305,280	(151,212)
501420-Salaries and Wages of Employees Per Contract	5,200	208,000	208,000	202,800
501510-Mandatory Medicare Cost	91,807	94,705	94,705	2,898
501585-Insurance Benefits	884,763	808,653	808,653	(76,110)
501765-Professional Develop/Fees	5,000	8,000	8,000	3,000
501835-Transportation and Travel Expenses	3,100	7,400	7,400	4,300
Personal Services Total	7,485,274	7,794,716	7,794,716	309,442
Contractual Service				
520049-Scavenger and Hazardous Materail Services	1,358	1,000	1,000	(358)
520259-Postage	100	100	100	0
520485-Graphics and Reproduction Services	1,649	1,200	1,200	(449)
520670-Purchased Services Not Otherwise Classified	1,000	970	970	(30)
520825-Professional Services	72,750	30,000	30,000	(42,750)
521005-Professional Legal Expenses	48,500	-	-	(48,500)
521119-Registry Services	30,070	24,941	24,941	(5,129)
Contractual Service Total	155,427	58,211	58,211	(97,216)
Supplies & Materials				
530005-Food Supplies	500	700	700	200
530600-Office Supplies	6,000	5,820	5,820	(180)
530635-Books, Periodicals and Publish	800	600	600	(200)
530700-Multimedia Supplies	2,000	1,940	1,940	(60)
530785-Medical, Dental and Laboratory Supplies	31,486	21,936	21,936	(9,550)
531645-Computer and Data Processing Supplies	-	6,000	6,000	6,000
Supplies & Materials Total	40,786	36,996	36,996	(3,790)
Operations & Maintenance				
540129-Maintenance and Subscription Services	668,382	668,558	668,558	176
Operations & Maintenance Total	668,382	668,558	668,558	176
Contingencies & Special Purpose				
580215-Institution Memberships/FE	7,000	8,000	8,000	1,000
Contingencies & Special Purpose Total	7,000	8,000	8,000	1,000
Operating Funds Total	8,356,869	8,566,481	8,566,481	209,613

PERSONAL SERVICES - SUMMARY OF POSITIONS BY PROGRAM AND JOB CODE

Job Code/Title	Grade	2021 Approved & Adopted		2022 Department Request		2022 President's Recommendation	
		FTE Pos.	Salaries	FTE Pos.	Salaries	FTE Pos.	Salaries
10755-Behavioral Health							
0293-Administrative Analyst III	21	1.0	73,846	1.0	73,848	1.0	73,848
1610-Mental Health Specialist III	19	11.0	802,440	11.0	840,217	11.0	840,217
7429-Juvenile Justice Behavioral Health Director	24	1.0	245,000	1.0	245,000	1.0	245,000
7435-Psychologist, JTDC		4.0	483,277	4.0	516,213	4.0	516,213
7256-Dir of Training	24	1.0	150,000	-	-	-	-
7449-PostDoc Fellow	ZZ	2.0	94,960	2.0	94,960	2.0	94,960
7433-Chief Psychologist, JTDC	K	1.0	159,087	1.0	165,562	1.0	165,562
7434-Psychiatric Social Worker, JTDC	K	2.0	159,319	2.0	161,134	2.0	161,134
7436-Psychiatrist, JTDC	K	0.8	405,148	0.8	248,593	0.8	248,593
7914-Community Health Worker, Juvenile Justice	12	2.0	85,055	2.0	90,515	2.0	90,515
7918-Mgr of Juv Justice Care Coord	23	1.0	94,002	1.0	95,904	1.0	95,904
7922-Comm Bsd Soc Wrkr Care Coord, Juv Just	19	4.0	271,555	4.0	263,287	4.0	263,287
9106-Director of Juvenile Justice Behavioral Hlth Training Prog	24	-	-	1.0	150,000	1.0	150,000
		30.8	\$3,023,689	30.8	\$2,945,234	30.8	\$2,945,234
16015-Medical Services Administration							
1816-Physician Assistant I	22	1.0	120,519	1.0	123,758	1.0	123,758
6544-Attending Physician VI-SC	K	-	-	1.0	180,480	1.0	180,480
7128-Attending Physician VIII	K	1.0	277,771	1.0	283,364	1.0	283,364
		2.0	\$398,290	3.0	\$587,601	3.0	\$587,601
17015-Oral Health							
1500-Dental Assistant	14	1.0	60,807	1.0	54,207	1.0	54,207
4880-Dentist IV	K04	1.0	199,628	1.0	199,628	1.0	199,628
		2.0	\$260,434	2.0	\$253,835	2.0	\$253,835
17170-Patient Care Services							
1941-Clinical Nurse I	FA	13.0	1,154,204	15.0	1,351,241	15.0	1,351,241
1942-Clinical Nurse II	FB	2.0	210,301	2.0	212,017	2.0	212,017
1951-Registered Nurse I	FA	2.0	160,560	-	-	-	-
1957-Divisional Nursing Director	NS3	1.0	130,961	1.0	130,961	1.0	130,961
2063-Correctional Medical Tech II	12	2.0	104,892	2.0	104,892	2.0	104,892
5384-Nurse Coordinator II	NS2	1.0	114,575	1.0	116,883	1.0	116,883
5388-House Administrator	NS2	1.0	100,419	1.0	102,439	1.0	102,439
		22.0	\$1,975,912	22.0	\$2,018,433	22.0	\$2,018,433
10155-Administration							
0048-Administrative Assistant III	16	1.0	57,339	1.0	58,498	1.0	58,498
5290-Med Mental Health Prog Dir	24	1.0	113,348	1.0	113,348	1.0	113,348
6823-Ward Clerk (SEIU 73)	CG	1.0	40,841	1.0	41,184	1.0	41,184
		3.0	\$211,527	3.0	\$213,029	3.0	\$213,029
Total Salaries and Positions		59.8	\$5,869,853	60.8	\$6,018,132	60.8	\$6,018,132
Turnover Adjustment		-	(293,493)	-	(300,907)	-	(300,907)
Operating Fund Totals		59.8	\$5,576,360	60.8	\$5,717,226	60.8	\$5,717,226

PERSONAL SERVICES - SUMMARY OF POSITIONS BY GRADE

Salary Grade	2021 Approved & Adopted		2022 Department Request		2022 President's Recommendation	
	FTE Pos.	Salaries	FTE Pos.	Salaries	FTE Pos.	Salaries
12	4.0	189,948	4.0	195,408	4.0	195,408
14	1.0	60,807	1.0	54,207	1.0	54,207
16	1.0	57,339	1.0	58,498	1.0	58,498
19	15.0	1,073,994	15.0	1,103,504	15.0	1,103,504
21	1.0	73,846	1.0	73,848	1.0	73,848
22	1.0	120,519	1.0	123,758	1.0	123,758
23	1.0	94,002	1.0	95,904	1.0	95,904
24	3.0	508,348	3.0	508,348	3.0	508,348
CG	1.0	40,841	1.0	41,184	1.0	41,184
FA	15.0	1,314,765	15.0	1,351,241	15.0	1,351,241
FB	2.0	210,301	2.0	212,017	2.0	212,017
K	4.8	1,001,324	5.8	1,039,133	5.8	1,039,133
K04	1.0	199,628	1.0	199,628	1.0	199,628
NS2	2.0	214,994	2.0	219,321	2.0	219,321
NS3	1.0	130,961	1.0	130,961	1.0	130,961
ZZ	2.0	94,960	2.0	94,960	2.0	94,960
	4.0	483,277	4.0	516,213	4.0	516,213
Total Salaries and Positions	59.8	\$5,869,853	60.8	\$6,018,132	60.8	\$6,018,132
Turnover Adjustment	-	\$(293,493)	-	\$(300,907)	-	\$(300,907)
Operating Funds Total	59.8	\$5,576,360	60.8	\$5,717,226	60.8	\$5,717,226

MISSION

To deliver integrated health services with dignity and respect regardless of a patient's ability to pay; foster partnerships with other health providers and communities to enhance the health of the public; and advocate for policies that promote and protect the physical, mental, and social well-being of the people of Cook County.

MANDATES

Mandated as part of the Cook County Health and Hospitals System in Cook County Code of Ordinances Chapter 38, Article V.

**OPERATIONAL HIGHLIGHTS:
2021 INITIATIVES AND OUTCOMES**

In FY 2021, Provident Hospital maintained its focus on providing patients with safe, high-quality healthcare. Even during a pandemic, Provident Hospital completed the following initiatives:

- Established a community-based COVID-vaccination center
- Consolidated Near South and Woodlawn Health Centers into Sengstacke at Provident.
- Relocated rehabilitation services to the Stroger campus to provide a more comprehensive, consolidated service line.
- Passed the Joint Commission and received Patient-Centered Medical Home accreditation.
- Began providing hemodialysis to patients in the brand-new, cutting-edge Dialysis Center.
- Began offering educational classes to patients in the state-of-the-art Lifestyle Center.
- Spent over \$5 million on equipment and supplies to expand surgical and diagnostic imaging services.
- Increased volume for general surgery, ophthalmology, and maxillofacial surgical services.
- Diagnostic imaging services expanded - in-house upgraded CT scanner.
- Upgraded diagnostic imaging equipment, including a 3D mammography system, an MRI, a bone density unit, fluoroscopy, and two ultrasound units.
- Planning the reopening of the ICU, expansion of Med Surg, and re-establishment of ambulance runs.
- Created a colonoscopy program to increase the rate of colon cancer screening.
- Making plans to establish a Limb Salvage Center.
- Implementing capacity management project to facilitate efficient patient flow from admission to discharge.

**OPERATIONAL OPPORTUNITIES:
2022 INITIATIVES AND GOALS**

In FY 2022, Provident will continue to be transformative, innovative, collaborative, and responsive to the communities served by enhancing operations and expanding access to services. The following measures will be put in place:

- Improve ICU operations while continuing with the Medical-Surgical Expansion.
- Restore ambulance runs.
- Achieve accreditation in 3-D mammography and nuclear medicine.
- Improve the colonoscopy program to increase colon cancer screening rates as well as colonoscopy screening rates for patients with a positive FIT test.
- Expand surgery capacity.
- Continue facility improvements to improve the facility.
- Continue to work with community partners to pursue opportunities for connecting and coordinating care.

Performance Metric Name	2019 Actual	2020 Actual	2021 Target	2021 Projection	2022 Target
Number of visits - ER	29,994	20,802	20,802	18,674	29,994
Cost per visit	\$290	\$293	\$293	\$387	\$368
Number of surgeries	2,248	1,986	2,615	3,058	3,248
Cost per surgery	\$2,099	\$2,411	\$1,708	\$1,773	\$1,773

BUDGET HIGHLIGHTS:

- Provident Hospital FY2022 budget increased to support the expansion of services and anticipated growth.

Fund Category	Appropriations (\$ thousands)			
	2019 Adopted	2020 Adopted	2021 Adopted	2022 Recommended
Enterprise	53,577	56,289	62,627	70,896
Total Funds	53,577	56,289	62,627	70,896
Expenditures by Type				
Personnel	40,562	40,645	43,441	43,475
Non Personnel	13,015	15,644	19,187	27,421
Total Funds	53,577	56,289	62,627	70,896
FTE Positions	377.8	401.0	388.2	393.0

	Program Description	2021		2022	
		FTE Pos.	Adopted	FTE Pos.	Appropriation
10280-Admissions	Responsible for counseling and navigating patients' emergent and elective healthcare needs.	15.0	1,015,714	17.0	1,188,661
10485-Anesthesiology - Medical Staff	Consists of administrative medical staff working in the department of Anesthesia and Pain Management.	2.0	498,970	3.0	576,775
10060-Integrated Care	Responsible for the systematic coordination, organization, and monitoring of CCHHS's patient care received in post-acute facilities or by contracted vendors.	2.0	211,804	2.0	175,487
11205-Cardiac Diagnostics	Provides clinical diagnostics and evaluation services for cardiac diseases.	1.0	335,968	2.0	292,158
11220-Cardiology - Medical Staff	Consists of medical staff working in the department of Cardiology.	1.0	368,660	1.0	374,920
11400-Central Sterile Processing	Responsible for sterilization of medical devices, equipment, and consumables.	5.0	331,486	5.0	770,763
11930-Communications	Handles public relations for the department through community outreach and other actions.	3.0	189,323	3.0	191,336
13295-Emergency - Medical Staff	Consists of medical staff working in the department of Emergency Medicine.	12.0	3,056,121	18.0	4,149,415
13340-Emergency Room Nursing	Consists of nurses responsible for the emergency room nursing.	38.0	4,739,312	46.0	5,236,908
13440-Endoscopy	Provides nonsurgical procedures, typically through the use of endoscopes, to examine digestive tracts or other health problems.	8.0	1,966,906	10.0	2,067,869
15010-Communicable Diseases	Provides treatment for communicable and infectious diseases.	3.0	367,578	3.0	346,863
15090-In-Patient Transportation	Coordinates transportation for patients within CCHHS facilities.	6.0	338,757	9.0	499,945
15435-Laboratory Services	Provides clinical laboratory, cytology, and surgical pathology testing and reporting.	14.0	1,703,197	18.0	1,898,057
15805-Material Management	Responsible for coordinating the management and issuance of medical consumables and other items used within CCHHS.	6.0	641,207	6.0	789,397
15895-Medical Administration	Contains medical staff responsible for the overall functioning of the hospital and the associated clinics.	2.0	387,695	2.0	385,251
15975-Medical ICU	Consists of nurses responsible for the medical ICU, providing comprehensive medical care.	0.0	114,425	16.0	936,418
16005-Health Information Management (HIM)	Manages the acquisition, analysis, and protection of digital and traditional medical information, essential for quality patient care.	2.0	151,118	1.0	74,804
16025-Medical Sub-Specialties - Medical Staff	Consists of consultant physicians for medical sub-specialties.	0.0	42,049	0.0	42,049
16050-Medical Unit - 8 West	Consists of the nurses and staff responsible for Inpatient Medical Unit 8W.	20.0	2,275,802	27.0	3,006,444
16055-Medicine - Medical Staff	Consists of attending physicians for the Internal Medicine Department.	2.0	469,573	3.0	712,197
16450-Nuclear Medicine	Specializes in the use of radioactive substances in diagnosis and treatment of diseases.	0.0	210,000	0.0	220,000
16720-OB/Gyne - Medical Staff	Consists of medical staff associated with Obstetrics/Gynecology Department, who help women during pregnancy, labor and childbirth, as well as women with health issues with their reproductive system.	2.0	624,271	2.0	645,840
17620-Pharmacy Inpatient Services	Provides all inpatient care medication and pharmaceutical needs.	12.0	2,655,788	13.0	4,191,700
17630-Pharmacy Outpatient Services	Provides all outpatient care medication and pharmaceutical needs.	16.0	4,081,756	19.0	4,144,182
17690-Physical Therapy	Provides the treatment of disease, injury, or deformity by physical methods such as massage, heat treatment, and exercise to improve pain and improve quality of life.	0.0	99,924	0.0	0
17775-Plant Operations	Manages and oversees all of CCHHS's facility operations, planning and maintenance, and construction projects.	24.2	6,225,515	24.0	7,092,059
17870-Nursing Administration	Responsible for the administrative operations and responsibilities for CCHHS nurses.	3.0	1,793,882	7.0	3,504,720
17965-Preoperative Nursing	Provides nursing care prior to a procedure to establish the patient's baseline assessment and prepare the patient for anesthesia and surgery.	21.0	1,789,803	23.0	1,945,392
18445-Quality Assurance	Responsible for the systematic measurement, monitoring, and reporting of County Clerk	0.0	1,000	0.0	0

	Program Description	2021		2022	
		FTE Pos.	Adopted	FTE Pos.	Appropriation
18485-Radiology	Provides high-quality, patient-centered imaging through the use of X-rays and other high-energy radiation for the diagnosis and treatment of disease.	18.0	2,372,154	33.0	2,904,154
18500-Radiology - Medical Staff	Consists of administrative staff in the Department of Radiology.	3.0	796,111	3.0	812,653
18710-Recovery Room Nursing	Consists of Recovery Room Nurses who specialize in the close monitoring and care of a patient post-surgery or procedure.	9.0	971,684	9.0	995,330
18825-Renal Dialysis	Provides patient dialysis services, which consists of removing excess water, solutes, and toxins from the blood in replacement of failed kidneys.	0.0	150,000	0.0	0
18920-Respiratory Therapy	Provides therapy for patients with heart and lung issues.	5.0	735,865	12.0	2,070,373
18960-Patient Financial Services	Provides assistance to CCHHS patients to help understand medical statements, resolve billing issues, provide financial assistance, and insurance eligibility and options.	2.0	171,152	2.0	183,923
19215-Sengstacke Primary Care	Provides primary care in the Sengstacke Health Center, a community based health center in the Hyde Park neighborhood.	54.0	4,800,058	3.0	99,735
19890-Surgical - Medical Staff	Consists of the medical staff within the General Surgery Department.	7.0	1,845,226	7.0	2,225,290
21025-Nutrition and Food Services Administration	Responsible for the administration of the Nutrition and Food Services department, including the management of any of third party contracts.	0.0	1,138,306	0.0	1,320,000
10155-Administration	Supervises departmental operations and manages administrative functions	5.0	4,835,225	4.0	5,862,115
13500-Environmental Services	Maintains the environment of department facilities.	23.0	1,843,022	35.0	2,296,400
14110-Food/Nutritional Services	Responsible for the administration of the Nutrition and Food Services department, including the management of any of third party contracts	1.0	39,664	1.0	44,426
14915-Human Resources	Provides human resource management, personnel services, and related activities.	0.0	19,107	0.0	0
19150-Security	Provides security functions for department.	0.0	1,449,566	0.0	1,518,161
19220-Sengstacke Specialty Care	Provides specialty care in the Sengstacke Health Center, a community based health center in the Hyde Park neighborhood.	41.0	3,333,379	0.0	0
29165-General Store Inventory (IV)	Provide CCHHS with the efficient storage and distribution of medical goods, office supplies, and other items critical to operations.	0.0	1,439,372	0.0	4,900,000
18939-Lifestyle Center	Assists the individuals and families to adopt and sustain behaviors that can improve health and quality of life	0.0	0	4.0	203,596
Total		388.2	62,627,491	393.0	70,895,766

DISTRIBUTION BY APPROPRIATION CLASSIFICATION

Account	2021 Approved & Adopted	Department Request	President's Recommendation	Difference
Personal Services				
501005-Salaries and Wages of Employees With Benefits	32,543,744	32,602,980	32,602,980	59,235
501165-Planned Salary Adjustment	516,380	1,534,711	1,534,711	1,018,331
501210-Planned Overtime Compensation	2,704,868	3,080,398	3,080,398	375,530
501295-Salaries and Wages of Per Diem Employees	370,782	506,877	506,877	136,095
501420-Salaries and Wages of Employees Per Contract	134,992	288,280	288,280	153,288
501510-Mandatory Medicare Cost	517,479	518,472	518,472	993
501540-Worker's Compensation	410,782	313,392	313,392	(97,390)
501585-Insurance Benefits	6,225,830	4,612,208	4,612,208	(1,613,622)
501765-Professional Develop/Fees	11,750	13,000	13,000	1,250
501835-Transportation and Travel Expenses	4,032	4,940	4,940	908
Personal Services Total	43,440,639	43,475,257	43,475,257	34,618
Contractual Service				
520189-Laundry and Linen Services	194,000	400,000	400,000	206,000
520209-Food Services	1,142,506	1,324,200	1,324,200	181,694
520389-Contract Maintenance Service	1,236,062	1,637,160	1,637,160	401,098
520485-Graphics and Reproduction Services	135,742	242	242	(135,500)
520670-Purchased Services Not Otherwise Classified	275,810	330,000	330,000	54,190
520825-Professional Services	1,449,566	1,518,161	1,518,161	68,595
521119-Registry Services	1,454,212	3,567,288	3,567,288	2,113,076
521200-Laboratory Testing and Analysis	67,760	70,350	70,350	2,590
Contractual Service Total	5,955,658	8,847,401	8,847,401	2,891,743
Supplies & Materials				
530100-Wearing Apparel	4,500	4,500	4,500	0
530170-Institutional Supplies	237,460	525,600	525,600	288,140
530600-Office Supplies	22,600	12,100	12,100	(10,500)
530635-Books, Periodicals and Publish	1,358	1,341	1,341	(17)
530700-Multimedia Supplies	1,940	-	-	(1,940)
530785-Medical, Dental and Laboratory Supplies	2,942,855	6,405,543	6,405,543	3,462,688
530905-Pharmaceuticals Supplies	3,589,648	4,918,000	4,918,000	1,328,352
Supplies & Materials Total	6,800,361	11,867,084	11,867,084	5,066,723
Operations & Maintenance				
540005-Utilities	1,599,955	1,793,179	1,793,179	193,224
540129-Maintenance and Subscription Services	3,918,780	4,288,450	4,288,450	369,670
540345-Property Maintenance and Operations	500,000	500,000	500,000	0
Operations & Maintenance Total	6,018,735	6,581,629	6,581,629	562,894
Rental & Leasing				
550005-Office and Data Processing Equip Rental	44,620	-	-	(44,620)
550079-Medical Equipment Rental	270,000	29,740	29,740	(240,260)
Rental & Leasing Total	314,620	29,740	29,740	(284,880)
Contingencies & Special Purpose				
580215-Institution Memberships/FE	97,478	94,655	94,655	(2,823)
Contingencies & Special Purpose Total	97,478	94,655	94,655	(2,823)
Operating Funds Total	62,627,491	70,895,766	70,895,766	8,268,274

PERSONAL SERVICES - SUMMARY OF POSITIONS BY PROGRAM AND JOB CODE

Job Code/Title	Grade	2021 Approved & Adopted		2022 Department Request		2022 President's Recommendation	
		FTE Pos.	Salaries	FTE Pos.	Salaries	FTE Pos.	Salaries
10280-Admissions							
0907-Clerk V	11	13.0	653,894	12.0	617,444	12.0	617,444
5928-Customer Serv and Self Pay Rep	13	2.0	120,382	2.0	122,593	2.0	122,593
6641-Patient Access Qual Mgmt Coord	18	-	-	3.0	168,249	3.0	168,249
		15.0	\$774,276	17.0	\$908,286	17.0	\$908,286
10485-Anesthesiology - Medical Staff							
1642-Attending Physician XII	K	-	-	1.0	169,383	1.0	169,383
1911-Anesthesia Technician	12	1.0	52,761	1.0	52,761	1.0	52,761
7979-Clinical Director of Anesthesiology	K12	1.0	339,020	1.0	339,020	1.0	339,020
		2.0	\$391,781	3.0	\$561,164	3.0	\$561,164
10060-Integrated Care							
1524-Medical Social Worker III	17	1.0	76,729	1.0	76,729	1.0	76,729
5505-Clinical Case Manager	FC	1.0	111,760	1.0	96,880	1.0	96,880
		2.0	\$188,489	2.0	\$173,609	2.0	\$173,609
11205-Cardiac Diagnostics							
0907-Clerk V	11	-	-	1.0	34,301	1.0	34,301
7671-Cardiac Sonographer I	18	1.0	75,957	-	-	-	-
7672-Cardiac Sonographer II	19	-	-	1.0	75,055	1.0	75,055
		1.0	\$75,957	2.0	\$109,356	2.0	\$109,356
11220-Cardiology - Medical Staff							
7818-Associate Chair of Cardiology, Provident & Cermak	K12	1.0	375,000	1.0	375,000	1.0	375,000
		1.0	\$375,000	1.0	\$375,000	1.0	\$375,000
11400-Central Sterile Processing							
1220-Inventory Control Technician	14	1.0	60,212	1.0	60,212	1.0	60,212
6930-Sterile Processing Tech-Cert	12	3.0	117,222	3.0	118,894	3.0	118,894
7622-Sterile Processing Supervisor	23	1.0	69,164	1.0	69,164	1.0	69,164
		5.0	\$246,598	5.0	\$248,270	5.0	\$248,270
11930-Communications							
6721-Telephone Operator II AFSCME	11	3.0	147,190	3.0	149,156	3.0	149,156
		3.0	\$147,190	3.0	\$149,156	3.0	\$149,156
13295-Emergency - Medical Staff							
0050-Administrative Assistant IV	18	1.0	82,896	1.0	85,642	1.0	85,642
1639-Attending Physician IX	K09	3.0	811,609	3.0	811,606	3.0	811,606
1655-Attending Physician Sr IX	K09	1.0	270,536	1.0	270,535	1.0	270,535
1656-Attending Physician Sr X	K10	4.0	1,153,117	4.0	1,153,119	4.0	1,153,119
1816-Physician Assistant I	22	2.0	263,507	4.0	452,475	4.0	452,475
7344-Att Physician Sr X - Non Union	K	1.0	358,076	1.0	365,289	1.0	365,289
7340-Att Physician IX Non Union	K	-	-	4.0	920,000	4.0	920,000
		12.0	\$2,939,742	18.0	\$4,058,665	18.0	\$4,058,665
13340-Emergency Room Nursing							
0901-Ward Clerk Provident	CE	4.0	169,004	3.0	126,716	3.0	126,716
1050-Patient Service Coordinator	14	1.0	66,591	1.0	66,591	1.0	66,591
1941-Clinical Nurse I	FA	18.0	1,732,262	24.0	2,270,407	24.0	2,270,407
1942-Clinical Nurse II	FB	4.0	426,816	4.0	426,816	4.0	426,816
1943-Nurse Clinician	FC	1.0	112,069	1.0	112,068	1.0	112,068
1961-Attendant Patient Care	CD	4.0	164,147	3.0	122,219	3.0	122,219
2064-Emergency Room Technician II	16	-	-	5.0	258,524	5.0	258,524
5384-Nurse Coordinator II	NS2	1.0	115,534	1.0	117,861	1.0	117,861
7678-Clinical Nurse I, Provident ICU	FA	5.0	487,807	4.0	392,500	4.0	392,500
		38.0	\$3,274,231	46.0	\$3,893,702	46.0	\$3,893,702
13440-Endoscopy							

PERSONAL SERVICES - SUMMARY OF POSITIONS BY PROGRAM AND JOB CODE

Job Code/Title	Grade	2021 Approved & Adopted		2022 Department Request		2022 President's Recommendation	
		FTE Pos.	Salaries	FTE Pos.	Salaries	FTE Pos.	Salaries
0253-Business Manager III	22	1.0	76,041	1.0	76,043	1.0	76,043
0901-Ward Clerk Provident	CE	-	-	1.0	41,904	1.0	41,904
1941-Clinical Nurse I	FA	3.0	302,428	4.0	333,984	4.0	333,984
2064-Emergency Room Technician II	16	-	-	1.0	48,786	1.0	48,786
5571-Program Manager	22	1.0	94,700	1.0	76,043	1.0	76,043
6439-Patient Care Navigator I	13	2.0	78,641	-	-	-	-
7051-Endoscopy Technician	13	1.0	57,223	-	-	-	-
8803-Surgical Clinical Nurse Navigator	NS3	-	-	2.0	168,879	2.0	168,879
		8.0	\$609,032	10.0	\$745,639	10.0	\$745,639
15010-Communicable Diseases							
0048-Administrative Assistant III	16	1.0	76,572	1.0	76,573	1.0	76,573
1956-Asst Div Nursing Director	NS2	1.0	109,437	1.0	109,437	1.0	109,437
1957-Divisional Nursing Director	NS3	1.0	130,961	1.0	130,961	1.0	130,961
		3.0	\$316,970	3.0	\$316,971	3.0	\$316,971
15090-In-Patient Transportation							
1967-Transporter CCH	CC	6.0	249,750	6.0	249,750	6.0	249,750
6820-Transporter (SEIU 73)	CE	-	-	3.0	100,121	3.0	100,121
		6.0	\$249,750	9.0	\$349,871	9.0	\$349,871
15435-Laboratory Services							
1636-Attending Physician VI	K06	1.0	217,405	1.0	217,404	1.0	217,404
1841-Laboratory Technician II	10	1.0	49,567	1.0	50,135	1.0	50,135
1842-Laboratory Technician III	13	2.0	115,362	2.0	101,641	2.0	101,641
1843-Medical Technologist I	14	2.0	123,869	2.0	125,384	2.0	125,384
1844-Medical Technologist II	T16	4.0	300,600	6.0	398,108	6.0	398,108
2128-Phlebotomist III	11	3.0	157,947	4.0	210,596	4.0	210,596
4605-Phlebotomist III	10	-	-	1.0	34,278	1.0	34,278
5398-Clinical Lab Site Supervisor I	20	1.0	101,548	1.0	101,550	1.0	101,550
		14.0	\$1,066,297	18.0	\$1,239,095	18.0	\$1,239,095
15805-Material Management							
1234-Storekeeper IV	12	2.0	115,831	2.0	115,831	2.0	115,831
1240-Storekeeper Leadman/JHS/ACHN/CHS	CG	1.0	38,650	1.0	40,071	1.0	40,071
1968-Scheduler/Dispatcher	CE	1.0	43,807	1.0	43,807	1.0	43,807
7057-Storekeeper Leadman/Provident	CE	2.0	81,197	2.0	81,197	2.0	81,197
		6.0	\$279,485	6.0	\$280,906	6.0	\$280,906
15895-Medical Administration							
5986-Medical Director-Regional Ctr	K12	1.0	271,841	1.0	271,841	1.0	271,841
7028-Administrative Asst V-CCHHS	20	1.0	106,022	1.0	106,022	1.0	106,022
		2.0	\$377,863	2.0	\$377,862	2.0	\$377,862
15975-Medical ICU							
1943-Nurse Clinician	FC	-	-	1.0	65,788	1.0	65,788
7678-Clinical Nurse I, Provident ICU	FA	-	-	11.0	675,443	11.0	675,443
7679-Clinical Nurse II, Provident ICU	FB	-	-	4.0	247,553	4.0	247,553
		-	-	16.0	\$988,784	16.0	\$988,784
16005-Health Information Management (HIM)							
0907-Clerk V	11	2.0	108,152	1.0	54,076	1.0	54,076
		2.0	\$108,152	1.0	\$54,076	1.0	\$54,076
16050-Medical Unit - 8 West							
0901-Ward Clerk Provident	CE	3.0	127,614	3.0	129,517	3.0	129,517
1941-Clinical Nurse I	FA	8.0	755,868	16.0	1,461,831	16.0	1,461,831
1942-Clinical Nurse II	FB	4.0	426,816	4.0	426,816	4.0	426,816
1961-Attendant Patient Care	CD	5.0	198,320	4.0	157,600	4.0	157,600

PERSONAL SERVICES - SUMMARY OF POSITIONS BY PROGRAM AND JOB CODE

Job Code/Title	Grade	2021 Approved & Adopted		2022 Department Request		2022 President's Recommendation	
		FTE Pos.	Salaries	FTE Pos.	Salaries	FTE Pos.	Salaries
16055-Medicine - Medical Staff		20.0	\$1,508,619	27.0	\$2,175,764	27.0	\$2,175,764
1636-Attending Physician VI	K06	-	-	1.0	210,238	1.0	210,238
1637-Attending Physician VII	K07	1.0	195,131	-	-	-	-
1640-Attending Physician X	K10	-	-	1.0	239,084	1.0	239,084
1653-Attending Physician Senior VII	K07	1.0	235,085	1.0	235,086	1.0	235,086
		2.0	\$430,216	3.0	\$684,408	3.0	\$684,408
16720-OB/Gyne - Medical Staff							
1641-Attending Physician XI	K11	2.0	629,673	2.0	629,674	2.0	629,674
		2.0	\$629,673	2.0	\$629,674	2.0	\$629,674
17620-Pharmacy Inpatient Services							
0048-Administrative Assistant III	16	1.0	71,497	1.0	71,498	1.0	71,498
1846-Clinical Pharmacist	RX2	2.0	271,136	2.0	271,136	2.0	271,136
1878-Pharmacist	RX1	4.0	538,108	5.0	672,630	5.0	672,630
6616-Pharmacy Tech ARNTE Provident	13	5.0	292,348	5.0	296,127	5.0	296,127
		12.0	\$1,173,090	13.0	\$1,311,391	13.0	\$1,311,391
17630-Pharmacy Outpatient Services							
1878-Pharmacist	RX1	8.0	1,076,216	7.0	941,683	7.0	941,683
4718-Pharmacy Supervisor IV	RX4	1.0	143,917	1.0	143,917	1.0	143,917
6616-Pharmacy Tech ARNTE Provident	13	7.0	374,737	11.0	531,170	11.0	531,170
		16.0	\$1,594,871	19.0	\$1,616,770	19.0	\$1,616,770
17775-Plant Operations							
0050-Administrative Assistant IV	18	1.0	88,028	1.0	88,030	1.0	88,030
2085-DIRECTOR OF PLANT OPERATIONS	24	1.0	114,445	1.0	114,445	1.0	114,445
2317-Carpenter	X	3.0	309,192	3.0	310,502	3.0	310,502
2324-Electrician	X	4.0	418,912	4.0	424,320	4.0	424,320
2331-Machinist	X	1.0	103,854	1.0	103,334	1.0	103,334
2350-Plumber	X	1.2	133,120	1.0	108,160	1.0	108,160
2354-Painter	X	4.0	401,856	4.0	410,176	4.0	410,176
2381-Motor Vehicle Driver I	X	1.0	79,976	1.0	79,768	1.0	79,768
2392-Laborer	X	1.0	123,698	1.0	92,352	1.0	92,352
2443-Fireman	X	1.0	81,756	1.0	79,676	1.0	79,676
2451-Operating Engineer I	X	5.0	522,704	5.0	518,232	5.0	518,232
2453-Operating Engineer III	X	1.0	120,723	1.0	120,016	1.0	120,016
		24.2	\$2,498,265	24.0	\$2,449,012	24.0	\$2,449,012
17870-Nursing Administration							
0293-Administrative Analyst III	21	-	-	1.0	101,010	1.0	101,010
5384-Nurse Coordinator II	NS2	-	-	1.0	113,443	1.0	113,443
5388-House Administrator	NS2	3.0	315,426	4.0	401,807	4.0	401,807
8132-Assoc Nurse Executive, Provident	24	-	-	1.0	163,200	1.0	163,200
		3.0	\$315,426	7.0	\$779,460	7.0	\$779,460
17965-Preoperative Nursing							
0048-Administrative Assistant III	16	1.0	76,572	-	-	-	-
0095-Program Coordinator	22	-	-	1.0	76,043	1.0	76,043
0901-Ward Clerk Provident	CE	1.0	43,807	2.0	87,614	2.0	87,614
1941-Clinical Nurse I	FA	9.0	841,493	9.0	861,583	9.0	861,583
1942-Clinical Nurse II	FB	1.0	86,448	1.0	92,260	1.0	92,260
1961-Attendant Patient Care	CD	2.0	83,857	1.0	41,929	1.0	41,929
1964-Operating Room Technician	12	3.0	161,111	3.0	160,463	3.0	160,463
5384-Nurse Coordinator II	NS2	-	-	1.0	109,437	1.0	109,437
7990-Certified Surgical Tech	14	4.0	168,871	5.0	211,089	5.0	211,089

PERSONAL SERVICES - SUMMARY OF POSITIONS BY PROGRAM AND JOB CODE

Job Code/Title	Grade	2021 Approved & Adopted		2022 Department Request		2022 President's Recommendation	
		FTE Pos.	Salaries	FTE Pos.	Salaries	FTE Pos.	Salaries
18485-Radiology		21.0	\$1,462,159	23.0	\$1,640,418	23.0	\$1,640,418
0907-Clerk V	11	-	-	2.0	68,603	2.0	68,603
1608-MRI Technician	17	-	-	3.0	157,061	3.0	157,061
1941-Clinical Nurse I	FA	1.0	93,302	2.0	184,521	2.0	184,521
2077-Radiologic Technologist	T16	5.0	376,326	6.0	425,227	6.0	425,227
2078-NUCLEAR MED TECH SR	18	1.0	78,759	2.0	127,546	2.0	127,546
2097-CAT TECHNOLOGIST	17	2.0	135,254	3.0	182,306	3.0	182,306
2098-ULTRASOUND TECHNICIAN	17	2.0	161,137	5.0	318,223	5.0	318,223
2141-Special Procedures Technician	17	4.0	312,902	4.0	315,328	4.0	315,328
5296-Medical Assistant	12	-	-	1.0	36,712	1.0	36,712
7422-Administrative Aide/Tmstr	CE	1.0	43,807	1.0	43,807	1.0	43,807
7160-Manager of Imaging Services	23	1.0	129,018	1.0	129,018	1.0	129,018
7701-Special Procedures Technologist Xray Computed Tomography	17	1.0	48,780	2.0	119,036	2.0	119,036
7663-Mammography Technologist	17	-	-	1.0	52,354	1.0	52,354
		18.0	\$1,379,285	33.0	\$2,159,742	33.0	\$2,159,742
18500-Radiology - Medical Staff							
0050-Administrative Assistant IV	18	1.0	88,028	1.0	88,030	1.0	88,030
6889-Clinical Director of Radiology	K12	1.0	370,000	1.0	370,000	1.0	370,000
7118-Attend Physician XII-SC-Union	K12	1.0	354,018	1.0	368,320	1.0	368,320
		3.0	\$812,047	3.0	\$826,350	3.0	\$826,350
18710-Recovery Room Nursing							
0901-Ward Clerk Provident	CE	2.0	85,711	1.0	43,807	1.0	43,807
1941-Clinical Nurse I	FA	6.0	610,919	7.0	685,202	7.0	685,202
1942-Clinical Nurse II	FB	1.0	92,259	1.0	92,260	1.0	92,260
		9.0	\$788,889	9.0	\$821,269	9.0	\$821,269
18920-Respiratory Therapy							
1985-Respiratory Therapy Supvr	18	-	-	1.0	56,083	1.0	56,083
2036-Respiratory Therapist	16	5.0	369,379	11.0	662,097	11.0	662,097
		5.0	\$369,379	12.0	\$718,180	12.0	\$718,180
18960-Patient Financial Services							
1518-Caseworker Mang Unit	16	1.0	61,454	1.0	64,022	1.0	64,022
6517-Patient Access Trainer	20	1.0	85,119	1.0	86,833	1.0	86,833
		2.0	\$146,573	2.0	\$150,855	2.0	\$150,855
19215-Sengstacke Primary Care							
0048-Administrative Assistant III	16	3.0	201,274	-	-	-	-
0907-Clerk V	11	16.0	837,388	2.0	68,603	2.0	68,603
1524-Medical Social Worker III	17	1.0	73,730	-	-	-	-
1636-Attending Physician VI	K06	2.0	402,123	-	-	-	-
1652-Attending Physician Senior 6	K	2.0	434,810	-	-	-	-
1941-Clinical Nurse I	FA	7.0	712,739	-	-	-	-
3990-APN-Nurse Practitioner	FF	2.0	258,132	-	-	-	-
5296-Medical Assistant	12	15.0	732,736	1.0	36,710	1.0	36,710
6651-Ambulatory Clinic Manager	23	1.0	112,502	-	-	-	-
6738-Psychiatric Social Worker	20	2.0	172,761	-	-	-	-
6983-Medical Assistant - Bilingual	12	1.0	43,488	-	-	-	-
6985-Attending Physician VII	K	1.0	219,399	-	-	-	-
7063-Ophthalmic Technician Trainee	11	1.0	41,631	-	-	-	-
		54.0	\$4,242,712	3.0	\$105,312	3.0	\$105,312
19890-Surgical - Medical Staff							
1641-Attending Physician XI	K11	1.0	314,836	1.0	314,837	1.0	314,837

PERSONAL SERVICES - SUMMARY OF POSITIONS BY PROGRAM AND JOB CODE

Job Code/Title	Grade	2021 Approved & Adopted		2022 Department Request		2022 President's Recommendation	
		FTE Pos.	Salaries	FTE Pos.	Salaries	FTE Pos.	Salaries
1655-Attending Physician Sr IX	K09	1.0	270,536	1.0	270,535	1.0	270,535
1816-Physician Assistant I	22	2.0	261,838	2.0	263,507	2.0	263,507
7117-Attending Physician XII-SC-NON	K12	1.0	350,000	1.0	350,000	1.0	350,000
7830-Refractive Surgeon	K	1.0	330,744	1.0	337,407	1.0	337,407
8808-Attending Physician XII SC Union Endocrine	K	1.0	168,534	1.0	338,469	1.0	338,469
		7.0	\$1,696,489	7.0	\$1,874,755	7.0	\$1,874,755
10155-Administration							
0050-Administrative Assistant IV	18	1.0	76,730	-	-	-	-
0293-Administrative Analyst III	21	-	-	1.0	69,164	1.0	69,164
1687-Assistant Administrator	23	1.0	90,426	1.0	92,247	1.0	92,247
4645-Deputy Dir-Operations Mgmt	24	-	-	1.0	140,000	1.0	140,000
5384-Nurse Coordinator II	NS2	1.0	111,201	-	-	-	-
8081-Operating Officer - Provident	24	1.0	203,170	1.0	203,170	1.0	203,170
8132-Assoc Nurse Executive, Provident	24	1.0	163,200	-	-	-	-
		5.0	\$644,728	4.0	\$504,581	4.0	\$504,581
13500-Environmental Services							
0050-Administrative Assistant IV	18	-	-	1.0	56,083	1.0	56,083
2146-Building Service Leader	CG	2.0	82,333	2.0	83,296	2.0	83,296
2420-Building Service Supervisor	12	1.0	57,916	3.0	131,335	3.0	131,335
2458-Building Service Worker- Prov	CF	19.0	809,988	28.0	1,103,939	28.0	1,103,939
6694-Mgr of Environmental Services	23	1.0	89,153	1.0	90,951	1.0	90,951
		23.0	\$1,039,389	35.0	\$1,465,604	35.0	\$1,465,604
14110-Food/Nutritional Services							
2136-Dietician I	14	1.0	42,218	1.0	46,910	1.0	46,910
		1.0	\$42,218	1.0	\$46,910	1.0	\$46,910
19220-Sengstacke Specialty Care							
0048-Administrative Assistant III	16	2.0	135,558	-	-	-	-
0907-Clerk V	11	12.0	601,569	-	-	-	-
1550-Social Services Coordinator	24	1.0	101,548	-	-	-	-
1636-Attending Physician VI	K06	1.0	206,458	-	-	-	-
1652-Attending Physician Senior 6	K	1.0	217,405	-	-	-	-
1816-Physician Assistant I	22	2.0	225,269	-	-	-	-
1941-Clinical Nurse I	FA	5.0	476,356	-	-	-	-
1961-Attendant Patient Care	CD	2.0	83,857	-	-	-	-
2138-Dietician III	18	1.0	54,980	-	-	-	-
3990-APN-Nurse Practitioner	FF	1.0	129,504	-	-	-	-
5296-Medical Assistant	12	10.0	493,046	-	-	-	-
6651-Ambulatory Clinic Manager	23	1.0	129,018	-	-	-	-
6687-Ophthalmic Surgical Coord	14	1.0	46,583	-	-	-	-
6738-Psychiatric Social Worker	20	1.0	86,434	-	-	-	-
		41.0	\$2,987,587	-	-	-	-
18939-Lifestyle Center							
0907-Clerk V	11	-	-	1.0	34,301	1.0	34,301
2062-Clinical Diabetes Coordinator	20	-	-	1.0	62,912	1.0	62,912
5296-Medical Assistant	12	-	-	2.0	73,420	2.0	73,420
		-	-	4.0	\$170,633	4.0	\$170,633
Total Salaries and Positions		388.2	\$35,182,426	393.0	\$34,961,504	393.0	\$34,961,504
Turnover Adjustment		-	(2,638,682)	-	(2,358,524)	-	(2,358,524)
Operating Fund Totals		388.2	\$32,543,744	393.0	\$32,602,980	393.0	\$32,602,980

PERSONAL SERVICES - SUMMARY OF POSITIONS BY GRADE

Salary Grade	2021 Approved & Adopted		2022 Department Request		2022 President's Recommendation	
	FTE Pos.	Salaries	FTE Pos.	Salaries	FTE Pos.	Salaries
10	1.0	49,567	2.0	84,413	2.0	84,413
11	50.0	2,547,770	26.0	1,237,080	26.0	1,237,080
12	36.0	1,774,110	16.0	726,127	16.0	726,127
13	19.0	1,038,694	20.0	1,051,531	20.0	1,051,531
14	10.0	508,345	10.0	510,186	10.0	510,186
16	14.0	992,306	20.0	1,181,501	20.0	1,181,501
17	11.0	808,531	19.0	1,221,038	19.0	1,221,038
18	7.0	545,379	10.0	669,662	10.0	669,662
19	-	-	1.0	75,055	1.0	75,055
20	6.0	551,884	4.0	357,316	4.0	357,316
21	-	-	2.0	170,174	2.0	170,174
22	8.0	921,355	9.0	944,110	9.0	944,110
23	6.0	619,281	4.0	381,380	4.0	381,380
24	4.0	582,363	4.0	620,815	4.0	620,815
CC	6.0	249,750	6.0	249,750	6.0	249,750
CD	13.0	530,182	8.0	321,747	8.0	321,747
CE	14.0	594,947	17.0	698,489	17.0	698,489
CF	19.0	809,988	28.0	1,103,939	28.0	1,103,939
CG	3.0	120,983	3.0	123,367	3.0	123,367
FA	62.0	6,013,175	77.0	6,865,472	77.0	6,865,472
FB	10.0	1,032,340	14.0	1,285,706	14.0	1,285,706
FC	2.0	223,828	3.0	274,737	3.0	274,737
FF	3.0	387,636	-	-	-	-
K	7.0	1,728,968	8.0	2,130,547	8.0	2,130,547
K06	4.0	825,986	2.0	427,642	2.0	427,642
K07	2.0	430,216	1.0	235,086	1.0	235,086
K09	5.0	1,352,682	5.0	1,352,676	5.0	1,352,676
K10	4.0	1,153,117	5.0	1,392,202	5.0	1,392,202
K11	3.0	944,509	3.0	944,511	3.0	944,511
K12	6.0	2,059,879	6.0	2,074,181	6.0	2,074,181
NS2	6.0	651,598	8.0	851,986	8.0	851,986
NS3	1.0	130,961	3.0	299,840	3.0	299,840
RX1	12.0	1,614,325	12.0	1,614,313	12.0	1,614,313
RX2	2.0	271,136	2.0	271,136	2.0	271,136
RX4	1.0	143,917	1.0	143,917	1.0	143,917
T16	9.0	676,926	12.0	823,335	12.0	823,335
X	22.2	2,295,792	22.0	2,246,537	22.0	2,246,537
Total Salaries and Positions	388.2	\$35,182,426	393.0	\$34,961,504	393.0	\$34,961,504
Turnover Adjustment	-	\$(2,638,682)	-	\$(2,358,524)	-	\$(2,358,524)
Operating Funds Total	388.2	\$32,543,744	393.0	\$32,602,980	393.0	\$32,602,980

MISSION

To deliver integrated health services with dignity and respect regardless of a patient's ability to pay; foster partnerships with other health providers and communities to enhance the health of the public; and advocate for policies that promote and protect the physical, mental, and social well-being of the people of Cook County.

MANDATES

Mandated as part of the Cook County Health and Hospitals System in Cook County Code of Ordinances Chapter 38, Article V.

**OPERATIONAL HIGHLIGHTS:
2021 INITIATIVES AND OUTCOMES**

ACHN primary care and specialty visits have increased by approximately 10% thus far in FY2021. (Total primary care and specialty visits from December 1, 2019 through June 30, 2020 was 373,946. Total primary care and specialty visits from December 1, 2020 through June 30, 2021 was 417,194.) From December 1, 2020 through April 1, 2021, telehealth accounted for approximately 70% of all visits and in-person accounted for approximately 30% of all visits. From April 1, 2021, to date, telehealth accounted for approximately 25% of all visits and in-person accounted for approximately 75% of all visits. Going forward, this breakdown is expected to be 10% telehealth visits and 90% in-person visits. ACHN community vaccination efforts resulted in 870,000 Covid-19 vaccinations YTD administered through CCH community health centers as well as Stroger and Provident Hospitals, six mass vaccination sites, and hundreds of pop-up/mobile clinics. ACHN consolidated Woodlawn and Near South Primary Care locations into Sengstacke Health Center. ACHN is in the process of opening a new Belmont/Cragin location where Logan Square Health Center is slated to move into in October 2021.

**OPERATIONAL OPPORTUNITIES:
2022 INITIATIVES AND GOALS**

ACHN will proactively focus on safety as the means to achieve Joint Commission readiness. ACHN is addressing health disparities in specialty care by building a comprehensive program that includes patient navigation, specialty care patient access, direct scheduling, a telephone triage center, and patient education efforts. This program is designed to support health care access and coordination, promote timely diagnosis and treatment by eliminating barriers to care, assist patients to gain health insurance and remain consistently insured, and addresses cultural and language differences. ACHN will work to foster better patient engagement and employee engagement through the Compassionate Journey program, which aims to improve the registration experience, staff members' sensitivity to patient needs, patient privacy, and care team collaboration and trust. In addition, ACHN will deploy manager training to further improve employee engagement. Finally, ACHN will continue its community vaccination efforts through execution of a hyper local strategy that targets communities of color with lower vaccination rates.

Performance Metric Name	2019 Actual	2020 Actual	2021 Target	2021 Projection	2022 Target
Number Primary Care visits	246,302	233,871	329,377	241,994	260,362
Number of Specialty Care visits	361,079	124,643	170,049	76,936	382,888
Patient Satisfaction	75%	71%	85%	73%	90%
North Riverside Health Center cost per visit	\$158	\$252	\$193	\$145	\$120

BUDGET HIGHLIGHTS:

- ACHN's budget will increase due to shift of Ambulatory Clinics from Stroger hospital and Provident hospital to consolidate all outpatient activity under the same leadership.

Fund Category	Appropriations (\$ thousands)			
	2019 Adopted	2020 Adopted	2021 Adopted	2022 Recommended
Enterprise	129,307	83,182	83,633	132,204
Total Funds	129,307	83,182	83,633	132,204
Expenditures by Type				
Personnel	82,520	53,675	49,171	91,165
Non Personnel	46,787	29,507	34,462	41,039
Total Funds	129,307	83,182	83,633	132,204
FTE Positions	848.8	401.0	345.1	880.0

Program Description	2021		2022	
	FTE Pos.	Adopted	FTE Pos.	Appropriation
10435-Ambulatory Social Work	1.0	145,268	1.0	175,200
10700-Westside Health Center	23.0	2,631,480	23.0	2,755,056
10755-Behavioral Health	22.0	3,999,441	20.0	4,035,111
10970-Breast & Cervical Screening Clinic	2.0	218,871	2.0	185,236
11545-Child Advocacy Center	0.5	70,022	2.0	169,130
11595-North Riverside Health Center	24.0	2,861,923	24.0	3,029,501
12320-Cottage Grove Medical Center	17.0	1,926,968	17.0	1,990,689
13480-Englewood Health Center	23.0	3,998,142	23.0	2,307,135
13785-General Medicine Clinic	0.0	17,850	66.0	5,677,139
14285-General Medicine Unit 6E	0.0	17,850	0.0	0
15610-Logan Square Health Center	17.0	2,608,380	17.0	1,580,567
16200-School Based Program	5.0	452,625	5.0	485,847
16270-Near South Health Center	0.0	392,709	0.0	0
16325-Network Diabetes/Endocrinology Program	0.0	17,850	25.0	2,232,601
17015-Oral Health	35.0	4,075,394	35.0	4,549,326
17775-Plant Operations	0.0	1,927,090	0.0	2,744,970
18375-Public Safety & Security	0.0	870,000	0.0	0
18850-Reproductive Endocrinology	0.0	17,850	0.0	0
18960-Patient Financial Services	4.0	260,758	4.0	280,529
19005-Robbins Health Center	25.0	2,912,670	24.0	2,693,402
19215-Sengstacke Primary Care	0.0	17,850	60.0	5,291,672
19465-South Suburban Primary Care Center	0.0	17,850	0.0	0
19470-South Suburban Specialty Care Center	0.0	17,850	0.0	0
20200-The Jorge Prieto Health Center	29.6	3,219,013	30.0	3,407,232
20595-Vista Health Center	0.0	17,850	0.0	0
20730-Woodlawn Health Center	0.0	376,858	0.0	0
21045-Pediatrics Clinic	0.0	0	12.0	1,038,310
21050-Family Planning Clinic	0.0	0	43.0	3,612,878

	Program Description	2021		2022	
		FTE Pos.	Adopted	FTE Pos.	Appropriation
10155-Administration	Supervises departmental operations and manages administrative functions	22.0	37,856,770	25.0	40,672,616
10415-Ophthalmology	Provides outpatient medical and surgical ophthalmic care for diseases and injuries of the eye, orbit, and eyelids.	0.0	0	29.0	1,926,869
13730-Family Planning Fantus	Consists of nurses and support staff responsible for the OB/GYN department, providing medical care with regards to women's reproductive health as well as pregnancy, childbirth, and postpartum period.	0.0	17,850	0.0	0
13845-Allergy Clinic	Provides medical support for evaluation and management of allergic diseases.	0.0	0	9.0	743,267
13850-Anticoagulation Clinic	Provides blood-thinning support services for patients at risk of blood clots.	0.0	0	3.0	213,880
14915-Human Resources	Provides human resource management, personnel services, and related activities.	2.0	151,873	2.0	160,827
18957-Blue Island Primary Care Health Center	Provides medical assistance and Health care delivery	25.0	2,758,472	25.0	2,803,901
18958-Blue Island Specialty Care Health Center	Provides medical assistance for medical specialty and Health care delivery	28.0	2,242,482	27.0	2,091,516
18959-Arlington Heights Health Center	Provides health services and outpatient pharmacy	22.0	3,459,952	23.0	3,416,225
19220-Sengstacke Specialty Care	Provides specialty care in the Sengstacke Health Center, a community based health center in the Hyde.	0.0	0	41.0	3,629,769
20985-Oral Surgery / ENT Clinic	Provides outpatient surgical treatment for multiple conditions of the head and neck.	0.0	0	21.0	1,589,467
20990-Surgical Specialty Clinic	Provides outpatient specialty medicine and surgeries.	0.0	0	40.0	2,970,296
20995-Minor Procedure Clinic	Provides outpatient care for minor procedures.	0.0	17,850	32.0	2,697,190
21000-Oncology & Dermatology Clinic	Provides outpatient oncology treatment of rare, complex and recurrent cancer cases, typically seen in cancer centers, as well as dermatology procedures.	0.0	17,850	21.0	1,673,998
21005-Surgery Oncology Clinic	Provides outpatient care for a variety of more complex surgeries.	0.0	0	22.0	1,473,937
21160-Orthopedics Clinic	Provides outpatient treatment of conditions affecting the muscles and joints.	0.0	0	27.0	2,296,028
29165-General Store Inventory (IV)	Provide CCHHS with the efficient storage and distribution of medical goods, office supplies, and other items critical to operations.	0.0	238,000	0.0	0
18923-Specialty Clinics Admin	Supervises and manages the administrative functions of outpatient specialty clinics	0.0	0	4.0	536,150
18926-Blue Island Pharm O/P Servcs	Blue Island Pharm O/P Servcs : Provides all the outpatient care medication and pharmaceutical needs	18.0	3,781,406	17.0	3,746,581
18928-Heart & Vascular Clinic	Provides the diagnosis, treatment, and prevention of heart conditions and heart disease	0.0	0	18.0	947,052
18929-Neurology Clinic	Provides diagnosis and treatment of the nervous system	0.0	0	1.0	60,591
18931-Nephrology Clinic	Provides diagnosis and treatment for the disorders of kidneys as well as hypertension disorders	0.0	0	3.0	181,811
18932-Dermatology Clinic	Provides diagnosis and treatment of disorders of the skin	0.0	0	0.0	26,065
18933-Hanson Park Health Center	Community based health center providing primary and specialty care	0.0	0	0.0	64,970
18934-Patient Support Center	Coordinates transportation for patients within CCHHS facilities.	0.0	0	57.0	10,039,364
Total		345.1	83,632,916	880.0	132,203,901

DISTRIBUTION BY APPROPRIATION CLASSIFICATION

Account	2021 Approved & Adopted	Department Request	President's Recommendation	Difference
Personal Services				
501005-Salaries and Wages of Employees With Benefits	29,244,879	63,716,574	63,716,574	34,471,696
501165-Planned Salary Adjustment	11,743,761	12,701,452	12,701,452	957,690
501210-Planned Overtime Compensation	576,002	1,437,828	1,437,828	861,826
501510-Mandatory Medicare Cost	456,292	986,619	986,619	530,327
501540-Worker's Compensation	346,317	708,452	708,452	362,135
501585-Insurance Benefits	6,722,426	11,444,778	11,444,778	4,722,352
501765-Professional Develop/Fees	10,166	48,682	48,682	38,516
501835-Transportation and Travel Expenses	70,700	120,677	120,677	49,977
Personal Services Total	49,170,543	91,165,062	91,165,062	41,994,519
Contractual Service				
520005-Ambulance Service	-	4,500,000	4,500,000	4,500,000
520049-Scavenger and Hazardous Materail Services	6,941	11,185	11,185	4,244
520095-Transport Services	-	5,000	5,000	5,000
520189-Laundry and Linen Services	-	5,000	5,000	5,000
520209-Food Services	5,395	7,832	7,832	2,437
520259-Postage	17,050	21,038	21,038	3,988
520389-Contract Maintenance Service	22,459	607,329	607,329	584,870
520485-Graphics and Reproduction Services	44,976	116,052	116,052	71,076
520609-Advertising and Promotions	5,000	6,453	6,453	1,453
520670-Purchased Services Not Otherwise Classified	-	1,008,000	1,008,000	1,008,000
520825-Professional Services	3,105,718	3,529,504	3,529,504	423,786
521005-Professional Legal Expenses	100,000	100,000	100,000	0
521119-Registry Services	1,087,000	2,068,805	2,068,805	981,805
521200-Laboratory Testing and Analysis	26,579	41,910	41,910	15,331
Contractual Service Total	4,421,118	12,028,108	12,028,108	7,606,990
Supplies & Materials				
530100-Wearing Apparel	59,275	243,443	243,443	184,168
530170-Institutional Supplies	45,000	65,802	65,802	20,802
530600-Office Supplies	42,500	74,400	74,400	31,900
530635-Books, Periodicals and Publish	37,000	8,065	8,065	(28,935)
530785-Medical, Dental and Laboratory Supplies	779,034	1,024,820	1,024,820	245,786
530905-Pharmaceuticals Supplies	2,263,000	2,100,000	2,100,000	(163,000)
531645-Computer and Data Processing Supplies	150,000	204,500	204,500	54,500
Supplies & Materials Total	3,375,809	3,721,030	3,721,030	345,221
Operations & Maintenance				
540005-Utilities	411,023	444,009	444,009	32,986
540129-Maintenance and Subscription Services	20,455,969	20,909,500	20,909,500	453,531
540345-Property Maintenance and Operations	1,882,090	2,679,168	2,679,168	797,078
Operations & Maintenance Total	22,749,082	24,032,677	24,032,677	1,283,595
Rental & Leasing				
550129-Facility and Office Space Rental	1,215,037	1,250,114	1,250,114	35,077
550079-Medical Equipment Rental	2,618,223	0	0	(2,618,223)
Rental & Leasing Total	3,833,260	1,250,114	1,250,114	(2,583,146)
Contingencies & Special Purpose				
580215-Institution Memberships/FE	2,028	6,910	6,910	4,882
580299-General and Contingent NOC	81,076	-	-	(81,076)
Contingencies & Special Purpose Total	83,104	6,910	6,910	(76,194)
Operating Funds Total	83,632,916	132,203,901	132,203,901	48,570,985

PERSONAL SERVICES - SUMMARY OF POSITIONS BY PROGRAM AND JOB CODE

Job Code/Title	Grade	2021 Approved & Adopted		2022 Department Request		2022 President's Recommendation	
		FTE Pos.	Salaries	FTE Pos.	Salaries	FTE Pos.	Salaries
10435-Ambulatory Social Work							
7897-Dir Amb Bhav Hlth ThrpySoc Wrk	24	1.0	135,000	1.0	149,915	1.0	149,915
		1.0	\$135,000	1.0	\$149,915	1.0	\$149,915
10700-Westside Health Center							
0907-Clerk V	11	7.0	359,760	6.0	316,736	6.0	316,736
1524-Medical Social Worker III	17	1.0	80,581	1.0	80,581	1.0	80,581
1636-Attending Physician VI	K06	1.0	211,252	1.0	217,404	1.0	217,404
1652-Attending Physician Senior 6	K	1.0	217,405	1.0	217,404	1.0	217,404
1941-Clinical Nurse I	FA	2.0	171,799	2.0	174,235	2.0	174,235
5296-Medical Assistant	12	6.0	292,325	6.0	302,000	6.0	302,000
6651-Ambulatory Clinic Manager	23	1.0	100,689	1.0	102,714	1.0	102,714
6738-Psychiatric Social Worker	20	1.0	86,179	1.0	90,252	1.0	90,252
6983-Medical Assistant - Bilingual	12	1.0	40,287	2.0	79,215	2.0	79,215
7336-Att Physician Sr VII Non Union	K	1.0	251,963	1.0	257,042	1.0	257,042
7015-Clinical Nurse I-Bilingual	FA	1.0	86,676	1.0	90,367	1.0	90,367
		23.0	\$1,898,915	23.0	\$1,927,949	23.0	\$1,927,949
10755-Behavioral Health							
0293-Administrative Analyst III	21	1.0	99,016	1.0	69,164	1.0	69,164
0907-Clerk V	11	4.0	211,153	4.0	211,157	4.0	211,157
1941-Clinical Nurse I	FA	2.0	172,999	2.0	176,463	2.0	176,463
5296-Medical Assistant	12	2.0	83,622	2.0	81,586	2.0	81,586
5572-Project Coordinator	19	-	-	1.0	57,223	1.0	57,223
5925-Psychologist-Ambulatory	PSY	2.0	252,633	1.0	132,251	1.0	132,251
6651-Ambulatory Clinic Manager	23	1.0	101,229	1.0	79,932	1.0	79,932
6738-Psychiatric Social Worker	20	-	-	1.0	67,546	1.0	67,546
7648-Psychiatric Social Worker, Outpatient	20	3.0	271,546	1.0	75,055	1.0	75,055
7856-Project Coordinator, MacArthur SJC	19	1.0	57,223	-	-	-	-
7919-Psychiatric Adv Prac Registered Nurse	FF	5.0	485,685	5.0	538,445	5.0	538,445
8115-Executive Director of Behavioral Health Services	24	1.0	350,000	1.0	350,000	1.0	350,000
		22.0	\$2,085,107	20.0	\$1,838,822	20.0	\$1,838,822
10970-Breast & Cervical Screening Clinic							
0907-Clerk V	11	1.0	54,076	1.0	39,707	1.0	39,707
1816-Physician Assistant I	22	1.0	139,716	1.0	139,716	1.0	139,716
		2.0	\$193,792	2.0	\$179,423	2.0	\$179,423
11545-Child Advocacy Center							
0907-Clerk V	11	0.2	12,613	1.0	39,707	1.0	39,707
1941-Clinical Nurse I	FA	0.2	23,750	1.0	88,051	1.0	88,051
		0.5	\$36,363	2.0	\$127,758	2.0	\$127,758
11595-North Riverside Health Center							
0907-Clerk V	11	4.0	212,468	4.0	212,468	4.0	212,468
1652-Attending Physician Senior 6	K	2.0	434,810	2.0	434,807	2.0	434,807
1941-Clinical Nurse I	FA	4.0	377,616	4.0	380,185	4.0	380,185
5296-Medical Assistant	12	5.0	253,321	5.0	256,886	5.0	256,886
6651-Ambulatory Clinic Manager	23	1.0	84,307	1.0	86,006	1.0	86,006
6738-Psychiatric Social Worker	20	1.0	95,493	1.0	97,327	1.0	97,327
6983-Medical Assistant - Bilingual	12	2.0	84,492	2.0	89,213	2.0	89,213
7334-Att Physician VII - Non-Union	K	1.0	240,629	1.0	245,477	1.0	245,477
7032-Clerk V - Bilingual	11	2.0	88,873	2.0	92,275	2.0	92,275
7431-Administrative Assistant III, Bilingual	16	1.0	54,987	1.0	59,685	1.0	59,685
7858-Physician Assistant I, Bi-Lingual	22	1.0	109,320	1.0	112,599	1.0	112,599
		24.0	\$2,036,317	24.0	\$2,066,930	24.0	\$2,066,930

PERSONAL SERVICES - SUMMARY OF POSITIONS BY PROGRAM AND JOB CODE

Job Code/Title	Grade	2021 Approved & Adopted		2022 Department Request		2022 President's Recommendation	
		FTE Pos.	Salaries	FTE Pos.	Salaries	FTE Pos.	Salaries
12320-Cottage Grove Medical Center							
0048-Administrative Assistant III	16	1.0	76,572	1.0	76,573	1.0	76,573
0907-Clerk V	11	4.0	196,713	4.0	208,549	4.0	208,549
1636-Attending Physician VI	K06	1.0	217,405	1.0	217,404	1.0	217,404
1652-Attending Physician Senior 6	K	2.0	434,810	2.0	434,807	2.0	434,807
1941-Clinical Nurse I	FA	1.0	99,132	1.0	100,954	1.0	100,954
3990-APN-Nurse Practitioner	FF	1.0	127,131	1.0	129,580	1.0	129,580
5296-Medical Assistant	12	4.0	203,392	4.0	204,462	4.0	204,462
6651-Ambulatory Clinic Manager	23	1.0	110,251	1.0	112,476	1.0	112,476
6738-Psychiatric Social Worker	20	1.0	94,517	1.0	94,933	1.0	94,933
7015-Clinical Nurse I-Bilingual	FA	1.0	68,591	1.0	88,051	1.0	88,051
		17.0	\$1,628,514	17.0	\$1,667,788	17.0	\$1,667,788
13480-Englewood Health Center							
0048-Administrative Assistant III	16	1.0	76,572	1.0	76,573	1.0	76,573
0907-Clerk V	11	4.0	209,485	4.0	176,979	4.0	176,979
1524-Medical Social Worker III	17	1.0	80,581	1.0	80,581	1.0	80,581
1636-Attending Physician VI	K06	1.0	192,238	1.0	201,314	1.0	201,314
1941-Clinical Nurse I	FA	3.0	276,621	3.0	291,691	3.0	291,691
5296-Medical Assistant	12	8.0	375,559	8.0	355,332	8.0	355,332
5725-Psychologist-Stroger	PSY	-	-	1.0	109,737	1.0	109,737
5925-Psychologist-Ambulatory	PSY	1.0	126,317	-	-	-	-
6651-Ambulatory Clinic Manager	23	1.0	110,713	1.0	112,947	1.0	112,947
6963-Health Educator	19	1.0	58,375	1.0	57,223	1.0	57,223
7336-Att Physician Sr VII Non Union	K	1.0	236,132	1.0	240,891	1.0	240,891
7919-Psychiatric Adv Prac Registered Nurse	FF	1.0	98,792	1.0	115,848	1.0	115,848
		23.0	\$1,841,386	23.0	\$1,819,115	23.0	\$1,819,115
13785-General Medicine Clinic							
0048-Administrative Assistant III	16	-	-	2.0	130,701	2.0	130,701
0907-Clerk V	11	-	-	15.0	760,662	15.0	760,662
1524-Medical Social Worker III	17	-	-	2.0	123,975	2.0	123,975
1652-Attending Physician Senior 6	K	-	-	2.0	434,807	2.0	434,807
1941-Clinical Nurse I	FA	-	-	12.0	1,156,335	12.0	1,156,335
2137-Dietician II	16	-	-	1.0	48,786	1.0	48,786
2138-Dietician III	18	-	-	1.0	56,081	1.0	56,081
3990-APN-Nurse Practitioner	FF	-	-	5.0	636,304	5.0	636,304
5296-Medical Assistant	12	-	-	22.0	1,045,174	22.0	1,045,174
6651-Ambulatory Clinic Manager	23	-	-	2.0	227,520	2.0	227,520
6738-Psychiatric Social Worker	20	-	-	2.0	187,387	2.0	187,387
		-	-	66.0	\$4,807,731	66.0	\$4,807,731
15610-Logan Square Health Center							
0048-Administrative Assistant III	16	1.0	76,572	1.0	76,573	1.0	76,573
0907-Clerk V	11	2.0	105,577	2.0	105,579	2.0	105,579
1524-Medical Social Worker III	17	1.0	73,730	1.0	73,730	1.0	73,730
1941-Clinical Nurse I	FA	2.0	170,891	2.0	174,590	2.0	174,590
5296-Medical Assistant	12	5.0	255,728	5.0	256,388	5.0	256,388
6651-Ambulatory Clinic Manager	23	1.0	129,018	1.0	129,018	1.0	129,018
6738-Psychiatric Social Worker	20	1.0	94,933	1.0	94,933	1.0	94,933
6983-Medical Assistant - Bilingual	12	2.0	84,262	2.0	88,848	2.0	88,848
7032-Clerk V - Bilingual	11	1.0	38,807	1.0	38,807	1.0	38,807
7015-Clinical Nurse I-Bilingual	FA	1.0	93,302	1.0	88,051	1.0	88,051
		17.0	\$1,122,820	17.0	\$1,126,517	17.0	\$1,126,517

PERSONAL SERVICES - SUMMARY OF POSITIONS BY PROGRAM AND JOB CODE

Job Code/Title	Grade	2021 Approved & Adopted		2022 Department Request		2022 President's Recommendation	
		FTE Pos.	Salaries	FTE Pos.	Salaries	FTE Pos.	Salaries
16200-School Based Program							
0907-Clerk V	11	1.0	54,076	1.0	54,076	1.0	54,076
3990-APN-Nurse Practitioner	FF	1.0	116,710	1.0	119,806	1.0	119,806
5296-Medical Assistant	12	1.0	49,317	1.0	49,891	1.0	49,891
6738-Psychiatric Social Worker	20	1.0	86,434	1.0	90,515	1.0	90,515
6983-Medical Assistant - Bilingual	12	1.0	46,594	1.0	49,317	1.0	49,317
		5.0	\$353,131	5.0	\$363,605	5.0	\$363,605
16325-Network Diabetes/Endocrinology Program							
0907-Clerk V	11	-	-	3.0	147,859	3.0	147,859
1816-Physician Assistant I	22	-	-	1.0	115,533	1.0	115,533
1941-Clinical Nurse I	FA	-	-	5.0	457,124	5.0	457,124
2137-Dietician II	16	-	-	2.0	149,398	2.0	149,398
2138-Dietician III	18	-	-	3.0	235,427	3.0	235,427
3990-APN-Nurse Practitioner	FF	-	-	1.0	98,359	1.0	98,359
5296-Medical Assistant	12	-	-	6.0	291,605	6.0	291,605
6492-Network Diabetes Program Mgr	23	-	-	1.0	92,313	1.0	92,313
6651-Ambulatory Clinic Manager	23	-	-	1.0	113,410	1.0	113,410
6983-Medical Assistant - Bilingual	12	-	-	1.0	45,091	1.0	45,091
7648-Psychiatric Social Worker, Outpatient	20	-	-	1.0	93,268	1.0	93,268
		-	-	25.0	\$1,839,386	25.0	\$1,839,386
17015-Oral Health							
0050-Administrative Assistant IV	18	1.0	83,835	1.0	83,834	1.0	83,834
0907-Clerk V	11	4.0	196,869	4.0	200,170	4.0	200,170
1500-Dental Assistant	14	16.0	854,584	16.0	876,144	16.0	876,144
2094-DENTAL HYGIENIST	17	1.0	62,365	1.0	65,283	1.0	65,283
4880-Dentist IV	K04	8.0	1,464,710	8.0	1,487,611	8.0	1,487,611
6362-Chair of the Dept of Oral Hlth	K12	1.0	247,930	1.0	247,930	1.0	247,930
6651-Ambulatory Clinic Manager	23	1.0	107,383	1.0	109,548	1.0	109,548
6826-Dental Hygienist (SEIU 73)	18	2.0	139,476	2.0	146,109	2.0	146,109
7610-Pediatric Dentist	K08	1.0	214,693	1.0	224,973	1.0	224,973
		35.0	\$3,371,845	35.0	\$3,441,602	35.0	\$3,441,602
18960-Patient Financial Services							
5929-Third Party Bill Follow Up Rp	13	3.0	152,499	3.0	158,885	3.0	158,885
6527-Pre-Registration Specialist	11	1.0	47,616	1.0	49,645	1.0	49,645
		4.0	\$200,115	4.0	\$208,530	4.0	\$208,530
19005-Robbins Health Center							
0048-Administrative Assistant III	16	1.0	66,743	1.0	69,389	1.0	69,389
0907-Clerk V	11	4.0	202,367	4.0	208,549	4.0	208,549
1636-Attending Physician VI	K06	2.0	419,053	2.0	347,341	2.0	347,341
1652-Attending Physician Senior 6	K	2.0	434,810	1.0	217,404	1.0	217,404
1941-Clinical Nurse I	FA	3.0	305,460	3.0	305,460	3.0	305,460
3990-APN-Nurse Practitioner	FF	1.0	129,342	1.0	129,505	1.0	129,505
5296-Medical Assistant	12	8.0	386,451	8.0	376,266	8.0	376,266
6231-Interpreter	14	1.0	62,654	1.0	65,029	1.0	65,029
6651-Ambulatory Clinic Manager	23	1.0	129,018	1.0	129,018	1.0	129,018
6738-Psychiatric Social Worker	20	1.0	94,933	1.0	94,933	1.0	94,933
7334-Att Physician VII - Non-Union	K	1.0	252,768	1.0	257,863	1.0	257,863
		25.0	\$2,483,599	24.0	\$2,200,758	24.0	\$2,200,758
19215-Sengstacke Primary Care							
0048-Administrative Assistant III	16	-	-	3.0	203,960	3.0	203,960
0907-Clerk V	11	-	-	19.0	912,030	19.0	912,030

PERSONAL SERVICES - SUMMARY OF POSITIONS BY PROGRAM AND JOB CODE

Job Code/Title	Grade	2021 Approved & Adopted		2022 Department Request		2022 President's Recommendation	
		FTE Pos.	Salaries	FTE Pos.	Salaries	FTE Pos.	Salaries
1524-Medical Social Worker III	17	-	-	1.0	73,730	1.0	73,730
1636-Attending Physician VI	K06	-	-	2.0	416,481	2.0	416,481
1652-Attending Physician Senior 6	K	-	-	2.0	434,807	2.0	434,807
1941-Clinical Nurse I	FA	-	-	9.0	899,646	9.0	899,646
2055-Ophthal Elec & Visual Tech	12	-	-	1.0	46,910	1.0	46,910
3990-APN-Nurse Practitioner	FF	-	-	2.0	245,353	2.0	245,353
5296-Medical Assistant	12	-	-	16.0	757,453	16.0	757,453
6651-Ambulatory Clinic Manager	23	-	-	1.0	114,770	1.0	114,770
6738-Psychiatric Social Worker	20	-	-	2.0	180,919	2.0	180,919
6983-Medical Assistant - Bilingual	12	-	-	1.0	45,547	1.0	45,547
6985-Attending Physician VII	K	-	-	1.0	223,820	1.0	223,820
		-	-	60.0	\$4,555,426	60.0	\$4,555,426
20200-The Jorge Prieto Health Center							
0907-Clerk V	11	8.0	417,757	8.0	419,707	8.0	419,707
1524-Medical Social Worker III	17	1.0	70,254	-	-	-	-
1636-Attending Physician VI	K06	2.0	379,225	2.0	358,837	2.0	358,837
1652-Attending Physician Senior 6	K	1.6	406,065	2.0	434,807	2.0	434,807
1941-Clinical Nurse I	FA	3.0	254,881	3.0	260,925	3.0	260,925
2141-Special Procedures Technician	17	1.0	73,730	1.0	73,730	1.0	73,730
5296-Medical Assistant	12	5.0	251,209	5.0	256,805	5.0	256,805
6651-Ambulatory Clinic Manager	23	1.0	107,150	1.0	109,310	1.0	109,310
6738-Psychiatric Social Worker	20	1.0	86,434	1.0	90,515	1.0	90,515
6983-Medical Assistant - Bilingual	12	1.0	46,776	1.0	40,793	1.0	40,793
6985-Attending Physician VII	K	1.0	244,510	1.0	249,436	1.0	249,436
7032-Clerk V - Bilingual	11	2.0	80,035	2.0	84,880	2.0	84,880
7015-Clinical Nurse I-Bilingual	FA	1.0	73,376	1.0	73,377	1.0	73,377
7431-Administrative Assistant III, Bilingual	16	1.0	57,882	1.0	60,237	1.0	60,237
7953-Medical Social Worker III, Biling	17	-	-	1.0	52,354	1.0	52,354
		29.6	\$2,549,286	30.0	\$2,565,712	30.0	\$2,565,712
21045-Pediatrics Clinic							
0907-Clerk V	11	-	-	3.0	145,286	3.0	145,286
1652-Attending Physician Senior 6	K	-	-	1.0	217,404	1.0	217,404
1941-Clinical Nurse I	FA	-	-	3.0	289,669	3.0	289,669
5296-Medical Assistant	12	-	-	4.0	186,144	4.0	186,144
7917-Maternal Child Care Navigator	13	-	-	1.0	36,714	1.0	36,714
		-	-	12.0	\$875,217	12.0	\$875,217
21050-Family Planning Clinic							
0048-Administrative Assistant III	16	-	-	1.0	66,743	1.0	66,743
0907-Clerk V	11	-	-	9.0	471,184	9.0	471,184
1941-Clinical Nurse I	FA	-	-	9.0	867,646	9.0	867,646
3990-APN-Nurse Practitioner	FF	-	-	1.0	130,799	1.0	130,799
5296-Medical Assistant	12	-	-	10.0	492,783	10.0	492,783
6651-Ambulatory Clinic Manager	23	-	-	1.0	129,018	1.0	129,018
6738-Psychiatric Social Worker	20	-	-	1.0	94,933	1.0	94,933
6983-Medical Assistant - Bilingual	12	-	-	1.0	36,712	1.0	36,712
7150-RHS Clerk V	11	-	-	1.0	54,076	1.0	54,076
7126-Amb Clinic Mgr Reprod Hlth Srv	23	-	-	1.0	102,373	1.0	102,373
7151-RHS Medical Assistant	12	-	-	2.0	81,586	2.0	81,586
7152-RHS Clinical Nurse I	FA	-	-	2.0	185,389	2.0	185,389
7917-Maternal Child Care Navigator	13	-	-	4.0	146,856	4.0	146,856
		-	-	43.0	\$2,860,098	43.0	\$2,860,098

PERSONAL SERVICES - SUMMARY OF POSITIONS BY PROGRAM AND JOB CODE

Job Code/Title	Grade	2021 Approved & Adopted		2022 Department Request		2022 President's Recommendation	
		FTE Pos.	Salaries	FTE Pos.	Salaries	FTE Pos.	Salaries
10155-Administration							
0051-Administrative Assistant V	20	1.0	100,855	-	-	-	-
0293-Administrative Analyst III	21	1.0	100,352	1.0	69,164	1.0	69,164
1687-Assistant Administrator	23	1.0	87,040	1.0	88,793	1.0	88,793
1816-Physician Assistant I	22	1.0	109,886	1.0	113,182	1.0	113,182
1943-Nurse Clinician	FC	4.0	448,275	4.0	448,273	4.0	448,273
1981-Instructor Senior	FD	1.0	125,194	1.0	125,193	1.0	125,193
2085-DIRECTOR OF PLANT OPERATIONS	24	1.0	140,000	-	-	-	-
6360-Assoc Med Dir Amb Pediatrics	K	1.0	300,983	1.0	304,862	1.0	304,862
6549-Attending Physician IX-SC	K	-	-	1.0	167,698	1.0	167,698
7028-Administrative Asst V-CCHHS	20	1.0	96,345	1.0	95,272	1.0	95,272
7154-Director of CareLink	24	-	-	1.0	98,838	1.0	98,838
7705-Director of Amulatory Managed Care & Revenue Optimization	24	1.0	119,647	1.0	119,647	1.0	119,647
7858-Physician Assistant I, Bi-Lingual	22	1.0	116,475	1.0	119,970	1.0	119,970
7644-IHH Prog. Mgr. CountyCare	23	1.0	87,208	1.0	88,965	1.0	88,965
7844-Physician Assistant, OB/GYN, Bi-Lingual	22	1.0	109,648	1.0	112,938	1.0	112,938
8003-Associate Chief Nursing Executive, Ambulatory Services	24	1.0	218,400	1.0	218,400	1.0	218,400
8016-COO Ambulatory Srvc	24	1.0	295,000	-	-	-	-
8059-Director of Ambulatory Specialty Care	24	1.0	141,427	1.0	165,000	1.0	165,000
8060-Dir of Rgnl Ops N/W Cluster	24	1.0	140,026	1.0	140,026	1.0	140,026
8062-Dir of Rgnl Ops South Clstr	24	1.0	122,400	1.0	140,000	1.0	140,000
8078-Medical Dir Amb Srvc	K12	1.0	305,193	1.0	365,000	1.0	365,000
8092-Executive Assistant - CCHHS	23	-	-	1.0	81,500	1.0	81,500
8156-Chief Administrative Officer, Ambulatory Care Services	24	-	-	1.0	350,000	1.0	350,000
8161-Executive Director, Ambulatory Care Operations	24	-	-	1.0	250,000	1.0	250,000
8150-Executive Director, Specialty Care Practices	24	-	-	1.0	150,000	1.0	150,000
		22.0	\$3,164,353	25.0	\$3,812,721	25.0	\$3,812,721
10415-Ophthalmology							
0048-Administrative Assistant III	16	-	-	1.0	69,126	1.0	69,126
0907-Clerk V	11	-	-	8.0	370,710	8.0	370,710
1941-Clinical Nurse I	FA	-	-	2.0	194,575	2.0	194,575
2055-Ophthal Elec & Visual Tech	12	-	-	8.0	318,777	8.0	318,777
5296-Medical Assistant	12	-	-	9.0	373,054	9.0	373,054
8838-VACANT JOB CODE	23	-	-	1.0	79,932	1.0	79,932
		-	-	29.0	\$1,406,174	29.0	\$1,406,174
13845-Allergy Clinic							
0907-Clerk V	11	-	-	2.0	108,152	2.0	108,152
1941-Clinical Nurse I	FA	-	-	3.0	305,460	3.0	305,460
5296-Medical Assistant	12	-	-	4.0	179,449	4.0	179,449
		-	-	9.0	\$593,061	9.0	\$593,061
13850-Anticoagulation Clinic							
0907-Clerk V	11	-	-	2.0	105,579	2.0	105,579
5296-Medical Assistant	12	-	-	1.0	51,603	1.0	51,603
		-	-	3.0	\$157,181	3.0	\$157,181
14915-Human Resources							
5383-HR Receptionist (RWDSU)	10	1.0	38,280	1.0	39,958	1.0	39,958
6958-Human Resources Operations Mgr	23	1.0	79,930	1.0	97,561	1.0	97,561
		2.0	\$118,210	2.0	\$137,519	2.0	\$137,519
18957-Blue Island Primary Care Health Center							
0051-Administrative Assistant V	20	1.0	92,211	1.0	78,243	1.0	78,243
0907-Clerk V	11	5.0	241,545	5.0	248,271	5.0	248,271

PERSONAL SERVICES - SUMMARY OF POSITIONS BY PROGRAM AND JOB CODE

Job Code/Title	Grade	2021 Approved & Adopted		2022 Department Request		2022 President's Recommendation	
		FTE Pos.	Salaries	FTE Pos.	Salaries	FTE Pos.	Salaries
1636-Attending Physician VI	K06	1.0	206,458	1.0	166,862	1.0	166,862
1652-Attending Physician Senior 6	K	2.0	434,810	2.0	434,807	2.0	434,807
1816-Physician Assistant I	22	1.0	111,635	1.0	114,984	1.0	114,984
1941-Clinical Nurse I	FA	4.0	406,269	4.0	392,500	4.0	392,500
5296-Medical Assistant	12	8.0	393,495	8.0	404,074	8.0	404,074
6651-Ambulatory Clinic Manager	23	1.0	96,510	1.0	98,455	1.0	98,455
7028-Administrative Asst V-CCHHS	20	1.0	90,403	1.0	92,416	1.0	92,416
7337-Att Physician VIII Non Union	K	1.0	285,089	1.0	285,089	1.0	285,089
		25.0	\$2,358,426	25.0	\$2,315,702	25.0	\$2,315,702
18958-Blue Island Specialty Care Health Center							
0050-Administrative Assistant IV	18	1.0	88,469	-	-	-	-
0907-Clerk V	11	11.0	564,141	11.0	548,175	11.0	548,175
1941-Clinical Nurse I	FA	5.0	509,099	5.0	509,101	5.0	509,101
2055-Ophthal Elec & Visual Tech	12	1.0	46,701	1.0	46,910	1.0	46,910
2158-Med Social Wrkr-JHS/ACHN/OFH	15	1.0	69,909	1.0	50,498	1.0	50,498
5296-Medical Assistant	12	7.0	337,174	6.0	292,290	6.0	292,290
6231-Interpreter	14	1.0	63,419	1.0	63,419	1.0	63,419
6651-Ambulatory Clinic Manager	23	1.0	116,286	1.0	118,630	1.0	118,630
6983-Medical Assistant - Bilingual	12	-	-	1.0	51,603	1.0	51,603
		28.0	\$1,795,199	27.0	\$1,680,627	27.0	\$1,680,627
18959-Arlington Heights Health Center							
0907-Clerk V	11	2.0	108,152	2.0	108,152	2.0	108,152
1636-Attending Physician VI	K06	2.0	402,246	2.0	417,357	2.0	417,357
1652-Attending Physician Senior 6	K	2.0	434,810	2.0	434,807	2.0	434,807
1816-Physician Assistant I	22	1.0	131,695	1.0	131,695	1.0	131,695
1941-Clinical Nurse I	FA	4.0	373,438	4.0	378,651	4.0	378,651
5296-Medical Assistant	12	3.0	147,305	3.0	151,379	3.0	151,379
6651-Ambulatory Clinic Manager	23	1.0	129,018	-	-	-	-
6738-Psychiatric Social Worker	20	1.0	94,933	1.0	94,933	1.0	94,933
6983-Medical Assistant - Bilingual	12	3.0	124,227	3.0	134,220	3.0	134,220
7336-Att Physician Sr VII Non Union	K	1.0	264,849	1.0	270,187	1.0	270,187
7032-Clerk V - Bilingual	11	2.0	103,919	2.0	103,006	2.0	103,006
7431-Administrative Assistant III, Bilingual	16	-	-	1.0	48,786	1.0	48,786
9999-TEMPORARY EMPLOYEES		-	-	1.0	79,932	1.0	79,932
		22.0	\$2,314,592	23.0	\$2,353,106	23.0	\$2,353,106
19220-Sengstacke Specialty Care							
0048-Administrative Assistant III	16	-	-	2.0	136,949	2.0	136,949
0907-Clerk V	11	-	-	12.0	623,452	12.0	623,452
1550-Social Services Coordinator	24	-	-	1.0	101,550	1.0	101,550
1636-Attending Physician VI	K06	-	-	1.0	216,152	1.0	216,152
1652-Attending Physician Senior 6	K	-	-	1.0	217,404	1.0	217,404
1816-Physician Assistant I	22	-	-	2.0	228,552	2.0	228,552
1941-Clinical Nurse I	FA	-	-	5.0	460,518	5.0	460,518
1961-Attendant Patient Care	CD	-	-	1.0	41,929	1.0	41,929
2138-Dietician III	18	-	-	1.0	56,081	1.0	56,081
3990-APN-Nurse Practitioner	FF	-	-	1.0	129,505	1.0	129,505
5296-Medical Assistant	12	-	-	11.0	536,913	11.0	536,913
6651-Ambulatory Clinic Manager	23	-	-	1.0	129,018	1.0	129,018
6687-Ophthalmic Surgical Coord	14	-	-	1.0	47,521	1.0	47,521
6738-Psychiatric Social Worker	20	-	-	1.0	90,515	1.0	90,515
		-	-	41.0	\$3,016,060	41.0	\$3,016,060

PERSONAL SERVICES - SUMMARY OF POSITIONS BY PROGRAM AND JOB CODE

Job Code/Title	Grade	2021 Approved & Adopted		2022 Department Request		2022 President's Recommendation	
		FTE Pos.	Salaries	FTE Pos.	Salaries	FTE Pos.	Salaries
20985-Oral Surgery / ENT Clinic							
0048-Administrative Assistant III	16	-	-	1.0	69,586	1.0	69,586
0907-Clerk V	11	-	-	4.0	209,125	4.0	209,125
1500-Dental Assistant	14	-	-	1.0	54,058	1.0	54,058
1941-Clinical Nurse I	FA	-	-	4.0	355,351	4.0	355,351
3992-APN-Cert Regist Nurse Midwife	FF	-	-	1.0	130,799	1.0	130,799
5296-Medical Assistant	12	-	-	4.0	195,668	4.0	195,668
6651-Ambulatory Clinic Manager	23	-	-	1.0	113,763	1.0	113,763
6930-Sterile Processing Tech-Cert	12	-	-	5.0	183,550	5.0	183,550
		-	-	21.0	\$1,311,900	21.0	\$1,311,900
20990-Surgical Specialty Clinic							
0907-Clerk V	11	-	-	4.0	211,627	4.0	211,627
1524-Medical Social Worker III	17	-	-	1.0	70,254	1.0	70,254
1941-Clinical Nurse I	FA	-	-	6.0	552,876	6.0	552,876
2191-Surgical Assistant	18	-	-	8.0	418,479	8.0	418,479
3990-APN-Nurse Practitioner	FF	-	-	1.0	113,261	1.0	113,261
5296-Medical Assistant	12	-	-	10.0	453,797	10.0	453,797
6651-Ambulatory Clinic Manager	23	-	-	1.0	118,386	1.0	118,386
8803-Surgical Clinical Nurse Navigator	NS3	-	-	9.0	784,955	9.0	784,955
		-	-	40.0	\$2,723,635	40.0	\$2,723,635
20995-Minor Procedure Clinic							
0907-Clerk V	11	-	-	7.0	331,301	7.0	331,301
1941-Clinical Nurse I	FA	-	-	9.0	865,593	9.0	865,593
1964-Operating Room Technician	12	-	-	1.0	54,506	1.0	54,506
3990-APN-Nurse Practitioner	FF	-	-	2.0	251,126	2.0	251,126
5296-Medical Assistant	12	-	-	11.0	510,299	11.0	510,299
6651-Ambulatory Clinic Manager	23	-	-	1.0	116,134	1.0	116,134
7990-Certified Surgical Tech	14	-	-	1.0	57,254	1.0	57,254
		-	-	32.0	\$2,186,214	32.0	\$2,186,214
21000-Oncology & Dermatology Clinic							
0907-Clerk V	11	-	-	4.0	191,383	4.0	191,383
1816-Physician Assistant I	22	-	-	1.0	127,860	1.0	127,860
1941-Clinical Nurse I	FA	-	-	6.0	553,012	6.0	553,012
5296-Medical Assistant	12	-	-	9.0	432,000	9.0	432,000
6651-Ambulatory Clinic Manager	23	-	-	1.0	123,208	1.0	123,208
		-	-	21.0	\$1,427,462	21.0	\$1,427,462
21005-Surgery Oncology Clinic							
0050-Administrative Assistant IV	18	-	-	1.0	88,030	1.0	88,030
0907-Clerk V	11	-	-	7.0	373,385	7.0	373,385
1941-Clinical Nurse I	FA	-	-	2.0	176,101	2.0	176,101
3990-APN-Nurse Practitioner	FF	-	-	1.0	129,505	1.0	129,505
5296-Medical Assistant	12	-	-	11.0	493,258	11.0	493,258
		-	-	22.0	\$1,260,279	22.0	\$1,260,279
21160-Orthopedics Clinic							
0048-Administrative Assistant III	16	-	-	1.0	69,126	1.0	69,126
0907-Clerk V	11	-	-	6.0	306,251	6.0	306,251
1524-Medical Social Worker III	17	-	-	1.0	52,354	1.0	52,354
1816-Physician Assistant I	22	-	-	3.0	350,296	3.0	350,296
1941-Clinical Nurse I	FA	-	-	3.0	299,528	3.0	299,528
3990-APN-Nurse Practitioner	FF	-	-	2.0	259,758	2.0	259,758
5296-Medical Assistant	12	-	-	8.0	354,421	8.0	354,421

PERSONAL SERVICES - SUMMARY OF POSITIONS BY PROGRAM AND JOB CODE

Job Code/Title	Grade	2021 Approved & Adopted		2022 Department Request		2022 President's Recommendation	
		FTE Pos.	Salaries	FTE Pos.	Salaries	FTE Pos.	Salaries
6651-Ambulatory Clinic Manager	23	-	-	1.0	112,795	1.0	112,795
6738-Psychiatric Social Worker	20	-	-	1.0	97,074	1.0	97,074
6983-Medical Assistant - Bilingual	12	-	-	1.0	46,501	1.0	46,501
		-	-	27.0	\$1,948,102	27.0	\$1,948,102
18923-Specialty Clinics Admin							
6761-Dir of Ambulatory Procedu Unit	24	-	-	1.0	165,000	1.0	165,000
7028-Administrative Asst V-CCHHS	20	-	-	1.0	106,022	1.0	106,022
8145-Nursing Dir Primary Care Clinical Practice	24	-	-	1.0	150,000	1.0	150,000
8146-Nursing Dir Ambul Spec Care Clinical Practice	24	-	-	1.0	142,800	1.0	142,800
		-	-	4.0	\$563,822	4.0	\$563,822
18926-Blue Island Pharm O/P Servcs							
1878-Pharmacist	RX1	9.0	1,210,743	8.0	1,076,209	8.0	1,076,209
4688-Pharmacy Technician ARNTE OFH	13	7.0	382,393	7.0	387,119	7.0	387,119
4718-Pharmacy Supervisor IV	RX4	1.0	143,917	1.0	143,917	1.0	143,917
6843-Supply Clerk (SEIU 73) OakFore	DF	1.0	44,398	1.0	44,398	1.0	44,398
		18.0	\$1,781,452	17.0	\$1,651,642	17.0	\$1,651,642
18928-Heart & Vascular Clinic							
0907-Clerk V	11	-	-	2.0	96,604	2.0	96,604
1941-Clinical Nurse I	FA	-	-	5.0	462,871	5.0	462,871
5296-Medical Assistant	12	-	-	11.0	420,052	11.0	420,052
		-	-	18.0	\$979,526	18.0	\$979,526
18929-Neurology Clinic							
5296-Medical Assistant	12	-	-	1.0	40,793	1.0	40,793
		-	-	1.0	\$40,793	1.0	\$40,793
18931-Nephrology Clinic							
1941-Clinical Nurse I	FA	-	-	1.0	88,051	1.0	88,051
5296-Medical Assistant	12	-	-	2.0	81,586	2.0	81,586
		-	-	3.0	\$169,636	3.0	\$169,636
18934-Patient Support Center							
0907-Clerk V	11	-	-	3.0	162,227	3.0	162,227
1941-Clinical Nurse I	FA	-	-	5.0	481,562	5.0	481,562
3990-APN-Nurse Practitioner	FF	-	-	2.0	153,512	2.0	153,512
5296-Medical Assistant	12	-	-	2.0	73,424	2.0	73,424
6066-Manager of Provider Relations	23	-	-	1.0	79,932	1.0	79,932
6364-Dir of Oper Patient Sup Cent	24	-	-	1.0	143,367	1.0	143,367
6434-Mgr of Provider Sched Systems	23	-	-	1.0	92,905	1.0	92,905
6439-Patient Care Navigator I	13	-	-	23.0	1,291,018	23.0	1,291,018
6446-Manager of Referral Services	22	-	-	1.0	88,183	1.0	88,183
6538-Patient Support Center Manager	23	-	-	1.0	93,057	1.0	93,057
6627-Patient Support Ctr Nurse	FA	-	-	1.0	100,809	1.0	100,809
6746-Patient Transport Coordinator	14	-	-	1.0	52,336	1.0	52,336
6756-Provider Scheduling Coord	13	-	-	4.0	222,439	4.0	222,439
6818-Bingl Patient Care Navigator	13	-	-	7.0	373,791	7.0	373,791
6991-Behav Hlth Triage Soc Wrker	19	-	-	1.0	60,077	1.0	60,077
7739-Long Term Care Social Work Care Coordinator	19	-	-	2.0	156,894	2.0	156,894
7780-Patient Transportation Coordinator, Bilingual	14	-	-	1.0	59,698	1.0	59,698
		-	-	57.0	\$3,685,232	57.0	\$3,685,232
Total Salaries and Positions		345.1	\$31,468,422	880.0	\$68,042,677	880.0	\$68,042,677
Turnover Adjustment		-	(2,223,543)	-	(4,326,103)	-	(4,326,103)
Operating Fund Totals		345.1	\$29,244,879	880.0	\$63,716,574	880.0	\$63,716,574

PERSONAL SERVICES - SUMMARY OF POSITIONS BY GRADE

Salary Grade	2021 Approved & Adopted		2022 Department Request		2022 President's Recommendation	
	FTE Pos.	Salaries	FTE Pos.	Salaries	FTE Pos.	Salaries
10	1.0	38,280	1.0	39,958	1.0	39,958
11	69.2	3,506,001	180.0	9,047,485	180.0	9,047,485
12	73.0	3,502,237	247.0	11,396,133	247.0	11,396,133
13	10.0	534,893	49.0	2,616,822	49.0	2,616,822
14	18.0	980,658	23.0	1,275,459	23.0	1,275,459
15	1.0	69,909	1.0	50,498	1.0	50,498
16	6.0	409,329	21.0	1,412,192	21.0	1,412,192
17	6.0	441,241	11.0	746,571	11.0	746,571
18	4.0	311,780	17.0	1,084,042	17.0	1,084,042
19	2.0	115,598	5.0	331,417	5.0	331,417
20	15.0	1,385,219	22.0	2,006,993	22.0	2,006,993
21	2.0	199,368	2.0	138,328	2.0	138,328
22	7.0	828,374	15.0	1,755,507	15.0	1,755,507
23	15.0	1,575,751	32.0	3,383,409	32.0	3,383,409
24	9.0	1,661,900	16.0	2,834,543	16.0	2,834,543
CD	-	-	1.0	41,929	1.0	41,929
DF	1.0	44,398	1.0	44,398	1.0	44,398
FA	37.2	3,463,902	130.0	12,324,767	130.0	12,324,767
FC	4.0	448,275	4.0	448,273	4.0	448,273
FD	1.0	125,194	1.0	125,193	1.0	125,193
FF	9.0	957,660	28.0	3,311,464	28.0	3,311,464
K	20.6	4,874,445	28.0	6,415,630	28.0	6,415,630
K04	8.0	1,464,710	8.0	1,487,611	8.0	1,487,611
K06	10.0	2,027,875	13.0	2,559,151	13.0	2,559,151
K08	1.0	214,693	1.0	224,973	1.0	224,973
K12	2.0	553,123	2.0	612,930	2.0	612,930
NS3	-	-	9.0	784,955	9.0	784,955
PSY	3.0	378,950	2.0	241,987	2.0	241,987
RX1	9.0	1,210,743	8.0	1,076,209	8.0	1,076,209
RX4	1.0	143,917	1.0	143,917	1.0	143,917
	-	-	1.0	79,932	1.0	79,932
Total Salaries and Positions	345.1	\$31,468,422	880.0	\$68,042,677	880.0	\$68,042,677
Turnover Adjustment	-	\$(2,223,543)	-	\$(4,326,103)	-	\$(4,326,103)
Operating Funds Total	345.1	\$29,244,879	880.0	\$63,716,574	880.0	\$63,716,574

MISSION

To provide the highest quality care for persons infected or affected by infectious diseases with respect, dignity, and compassion without regard to their ability to pay; to ensure a client-centered and consumer-guided environment; and to seek to better understand and to prevent these diseases through education and research.

MANDATES

Mandated as part of the Cook County Health System in Cook County Code of Ordinances Chapter 38, Article V.

OPERATIONAL HIGHLIGHTS: 2021 INITIATIVES AND OUTCOMES

The Ruth Rothstein Core Center is the main public safety-net HIV health center for the Chicago metropolitan area and the single largest provider of HIV care in the Midwest, also offering longstanding experience in research. In 2020, the Core Center served 5,585 unduplicated persons living with HIV and provided COVID vaccines to nearly 4,000.

The Cook County HIV Integrated Program (CCHIP) is poised to transform and expand STI/HIV screening and prevention across ACHN with overarching goals to promote safe, healthy, and culturally sensitive sexual health & wellness; intensity STI screening opportunities and offer enhanced preventive services, recruit medical provider champions to train and treat populations vulnerable to HIV with pre-exposure prophylaxis (PrEP).

During 2020-2021, CCHIP-CHAI (CORE Healthy Aging Initiative) program engaged over 400 people living with HIV, age \geq 60 years old, with high rates of comorbidities, polypharmacy, and social isolation. Innovative programming addressed these issues to optimize, engage, and improve the quality of life of people aging with HIV.

With nearly 500 diabetic patients living with HIV, pre-clinic huddles incorporate diabetic screening and other measures to determine 'high-risk' status of a patient and utilize a multidisciplinary approach of intensive case management.

OPERATIONAL OPPORTUNITIES: 2022 INITIATIVES AND GOALS

The Core Center will work to increase patient volume by 10% over current volumes and improve gaps in medical visits rate to <15%. In addition, the Core Center will work to improve retention in care rates from 76% to 79%

The Core Center will continue to expand sexual health education, screening, and best practice interventions into regular preventive, reproductive health, and primary care services throughout the CCH system. The goal is to get all people living with HIV who are receiving treatment through increasing access and uptake of PrEP (pre-exposure prophylaxis), retaining more people living with HIV (PLWH) in care and the continued funding of ongoing supportive services, to reach zero new infections in Illinois by 2030.

Performance Metric Name	2019 Actual	2020 Actual	2021 Target	2021 Projection	2022 Target
Average number of visits per patient per year	1.4	2.6	1.4	1.4	2.0
Patient Satisfaction	96%	97%	97%	94%	98%
Percent of HIV patients on Highly Active Antiretroviral Therapy (HAART)	90%	90%	95%	97%	95%
# of Primary Care visits	14,126	25,309	25,265	44,301	46,516
# of Specialty Care visits	9,817	15,279	10,269	14,256	14,969

BUDGET HIGHLIGHTS

- Expansion of revenue generating FibroScan clinic at CORE Center.
- CORE FTE will increase by 1.

Fund Category	Appropriations (\$ thousands)			
	2019 Adopted	2020 Adopted	2021 Adopted	2022 Recommended
Enterprise	23,600	23,289	24,718	24,657
Total Funds	23,600	23,289	24,718	24,657
Expenditures by Type				
Personnel	8,294	8,017	8,827	9,191
Non Personnel	15,306	15,272	15,891	15,467
Total Funds	23,600	23,289	24,718	24,657
FTE Positions	75.0	71.0	71.0	72.0

Program Description	2021		2022	
	FTE Pos.	Adopted	FTE Pos.	Appropriation
10765-Benefits Case Management	9.0	799,966	9.0	805,575
11950-Community Education / Grants Oversight	1.0	98,656	1.0	74,932
15435-Laboratory Services	4.0	308,128	4.0	312,455
16005-Health Information Management (HIM)	1.0	81,757	1.0	88,825
16010-Medical Services	17.0	3,190,659	17.0	3,306,882
17015-Oral Health	0.0	60,000	0.0	72,000
17170-Patient Care Services	17.0	1,706,430	17.0	1,826,617
17610-Pharmacy	8.0	14,517,759	8.0	13,990,638
17775-Plant Operations	2.0	159,963	2.0	156,423
18800-Patient Access	7.0	468,217	7.0	487,973
10155-Administration	4.0	2,985,616	4.0	3,113,823
13520-Epidemiology	1.0	341,035	2.0	421,297
Total	71.0	24,718,186	72.0	24,657,440

DISTRIBUTION BY APPROPRIATION CLASSIFICATION

Account	2021 Approved & Adopted	Department Request	President's Recommendation	Difference
Personal Services				
501005-Salaries and Wages of Employees With Benefits	7,020,345	7,368,627	7,368,627	348,282
501165-Planned Salary Adjustment	137,452	284,580	284,580	147,128
501210-Planned Overtime Compensation	184,245	123,294	123,294	(60,951)
501295-Salaries and Wages of Per Diem Employees	117,000	117,000	117,000	0
501510-Mandatory Medicare Cost	110,848	111,262	111,262	414
501585-Insurance Benefits	1,248,909	1,175,900	1,175,900	(73,009)
501765-Professional Develop/Fees	2,620	3,220	3,220	600
501835-Transportation and Travel Expenses	6,000	6,820	6,820	820
Personal Services Total	8,827,419	9,190,703	9,190,703	363,283
Contractual Service				
520005-Ambulance Service	2,425	2,352	2,352	(73)
520189-Laundry and Linen Services	970	1,000	1,000	30
520259-Postage	679	500	500	(179)
520389-Contract Maintenance Service	40,000	77,629	77,629	37,629
520825-Professional Services	2,425	2,425	2,425	0
521119-Registry Services	-	25,000	25,000	25,000
521200-Laboratory Testing and Analysis	7,275	7,275	7,275	0
Contractual Service Total	53,774	116,181	116,181	62,407
Supplies & Materials				
530005-Food Supplies	1,940	2,000	2,000	60
530100-Wearing Apparel	1,470	1,600	1,600	130
530170-Institutional Supplies	25,000	25,000	25,000	0
530600-Office Supplies	8,000	9,775	9,775	1,775
530635-Books, Periodicals and Publish	970	1,000	1,000	30
530785-Medical, Dental and Laboratory Supplies	118,200	129,500	129,500	11,300
530905-Pharmaceuticals Supplies	13,548,904	13,000,000	13,000,000	(548,904)
Supplies & Materials Total	13,704,484	13,168,875	13,168,875	(535,609)
Operations & Maintenance				
540005-Utilities	341,391	384,488	384,488	43,097
540129-Maintenance and Subscription Services	1,788,693	1,794,693	1,794,693	6,000
Operations & Maintenance Total	2,130,084	2,179,181	2,179,181	49,097
Rental & Leasing				
550005-Office and Data Processing Equip Rental	2,425	2,500	2,500	75
Rental & Leasing Total	2,425	2,500	2,500	75
Operating Funds Total	24,718,186	24,657,440	24,657,440	(60,747)

PERSONAL SERVICES - SUMMARY OF POSITIONS BY PROGRAM AND JOB CODE

Job Code/Title	Grade	2021 Approved & Adopted		2022 Department Request		2022 President's Recommendation	
		FTE Pos.	Salaries	FTE Pos.	Salaries	FTE Pos.	Salaries
10765-Benefits Case Management							
1523-Medical Social Worker II	16	3.0	201,755	3.0	204,740	3.0	204,740
1524-Medical Social Worker III	17	1.0	73,730	1.0	73,730	1.0	73,730
1699-Public Health Educator-CCH	16	1.0	71,463	1.0	71,463	1.0	71,463
1719-Grant Coordinator	23	1.0	129,018	1.0	129,018	1.0	129,018
2158-Med Social Wrkr-JHS/ACHN/OFH	15	1.0	69,909	1.0	69,909	1.0	69,909
6490-Trans Care Coordinator	22	1.0	86,209	1.0	87,948	1.0	87,948
7862-Proj Coord, CHIL Trans Care	19	1.0	57,223	1.0	57,223	1.0	57,223
		9.0	\$689,306	9.0	\$694,030	9.0	\$694,030
11950-Community Education / Grants Oversight							
2117-Epidemiologist III	18	1.0	84,440	-	-	-	-
5296-Medical Assistant	12	-	-	1.0	40,793	1.0	40,793
		1.0	\$84,440	1.0	\$40,793	1.0	\$40,793
15435-Laboratory Services							
1842-Laboratory Technician III	13	1.0	60,578	1.0	60,578	1.0	60,578
1843-Medical Technologist I	14	3.0	191,412	3.0	191,412	3.0	191,412
		4.0	\$251,990	4.0	\$251,990	4.0	\$251,990
16005-Health Information Management (HIM)							
2011-Medical Records Technician	14	1.0	66,591	1.0	66,591	1.0	66,591
		1.0	\$66,591	1.0	\$66,591	1.0	\$66,591
16010-Medical Services							
1500-Dental Assistant	14	3.0	178,133	3.0	178,414	3.0	178,414
3990-APN-Nurse Practitioner	FF	4.0	481,283	4.0	487,469	4.0	487,469
4880-Dentist IV	K04	2.0	373,540	2.0	389,270	2.0	389,270
6544-Attending Physician VI-SC	K	2.0	426,425	2.0	371,390	2.0	371,390
6546-Attending Physician VII-SC	K	3.0	769,970	3.0	691,916	3.0	691,916
6548-Attending Physician VIII-SC	K	1.0	166,862	1.0	213,003	1.0	213,003
6552-Medical Div Chair VIII-SC	K	1.0	292,293	1.0	298,184	1.0	298,184
6950-Cluster Med Dir of HIV Service	K12	1.0	258,500	1.0	258,500	1.0	258,500
		17.0	\$2,947,008	17.0	\$2,888,146	17.0	\$2,888,146
17170-Patient Care Services							
1941-Clinical Nurse I	FA	4.0	358,574	4.0	364,806	4.0	364,806
1942-Clinical Nurse II	FB	3.0	254,644	3.0	302,818	3.0	302,818
1943-Nurse Clinician	FC	1.0	112,069	1.0	96,880	1.0	96,880
1957-Divisional Nursing Director	NS3	1.0	130,961	1.0	130,961	1.0	130,961
5296-Medical Assistant	12	5.0	248,113	5.0	250,837	5.0	250,837
5384-Nurse Coordinator II	NS2	1.0	114,313	1.0	116,616	1.0	116,616
6491-Mgr of Patient Cent Care	23	1.0	129,018	1.0	129,018	1.0	129,018
6639-Manager HIV Access Services	23	1.0	91,110	1.0	92,946	1.0	92,946
		17.0	\$1,438,802	17.0	\$1,484,882	17.0	\$1,484,882
17610-Pharmacy							
1846-Clinical Pharmacist	RX2	1.0	135,568	-	-	-	-
1878-Pharmacist	RX1	3.0	403,581	3.0	403,578	3.0	403,578
2051-Pharmacy Tech ARNTE	PB	3.0	160,887	3.0	159,394	3.0	159,394
2103-Pharmacist Manager	24	1.0	145,808	1.0	145,808	1.0	145,808
8836-Clinical Pharmacist, CORE Center	RX2	-	-	1.0	135,568	1.0	135,568
		8.0	\$845,844	8.0	\$844,349	8.0	\$844,349
17775-Plant Operations							
0912-Administrative Aide	CC	1.0	41,929	1.0	41,929	1.0	41,929
7052-Business Manager 1 - CCHHS	18	1.0	84,252	1.0	84,252	1.0	84,252
		2.0	\$126,181	2.0	\$126,181	2.0	\$126,181

PERSONAL SERVICES - SUMMARY OF POSITIONS BY PROGRAM AND JOB CODE

Job Code/Title	Grade	2021 Approved & Adopted		2022 Department Request		2022 President's Recommendation	
		FTE Pos.	Salaries	FTE Pos.	Salaries	FTE Pos.	Salaries
18800-Patient Access							
0907-Clerk V	11	6.0	314,992	6.0	316,701	6.0	316,701
7032-Clerk V - Bilingual	11	1.0	50,240	1.0	50,240	1.0	50,240
		7.0	\$365,232	7.0	\$366,941	7.0	\$366,941
10155-Administration							
0050-Administrative Assistant IV	18	1.0	79,987	1.0	79,986	1.0	79,986
1111-Systems Analyst II	18	1.0	82,187	1.0	82,187	1.0	82,187
4097-Project Mgr-Support Svcs Hlth	23	1.0	113,063	1.0	115,342	1.0	115,342
8065-Exec Dir of HIV Services	24	1.0	154,588	1.0	152,000	1.0	152,000
		4.0	\$429,825	4.0	\$429,516	4.0	\$429,516
13520-Epidemiology							
6555-Medical Div Chair XI SC	K	1.0	344,343	1.0	351,282	1.0	351,282
8996-Epidemiologist III CORE	18	-	-	1.0	52,310	1.0	52,310
		1.0	\$344,343	2.0	\$403,592	2.0	\$403,592
Total Salaries and Positions		71.0	\$7,589,562	72.0	\$7,597,011	72.0	\$7,597,011
Turnover Adjustment		-	(569,217)	-	(228,384)	-	(228,384)
Operating Fund Totals		71.0	\$7,020,345	72.0	\$7,368,627	72.0	\$7,368,627

PERSONAL SERVICES - SUMMARY OF POSITIONS BY GRADE

Salary Grade	2021 Approved & Adopted		2022 Department Request		2022 President's Recommendation	
	FTE Pos.	Salaries	FTE Pos.	Salaries	FTE Pos.	Salaries
11	7.0	365,232	7.0	366,941	7.0	366,941
12	5.0	248,113	6.0	291,630	6.0	291,630
13	1.0	60,578	1.0	60,578	1.0	60,578
14	7.0	436,136	7.0	436,417	7.0	436,417
15	1.0	69,909	1.0	69,909	1.0	69,909
16	4.0	273,218	4.0	276,202	4.0	276,202
17	1.0	73,730	1.0	73,730	1.0	73,730
18	4.0	330,866	4.0	298,736	4.0	298,736
19	1.0	57,223	1.0	57,223	1.0	57,223
22	1.0	86,209	1.0	87,948	1.0	87,948
23	4.0	462,209	4.0	466,325	4.0	466,325
24	2.0	300,397	2.0	297,808	2.0	297,808
CC	1.0	41,929	1.0	41,929	1.0	41,929
FA	4.0	358,574	4.0	364,806	4.0	364,806
FB	3.0	254,644	3.0	302,818	3.0	302,818
FC	1.0	112,069	1.0	96,880	1.0	96,880
FF	4.0	481,283	4.0	487,469	4.0	487,469
K	8.0	1,999,894	8.0	1,925,775	8.0	1,925,775
K04	2.0	373,540	2.0	389,270	2.0	389,270
K12	1.0	258,500	1.0	258,500	1.0	258,500
NS2	1.0	114,313	1.0	116,616	1.0	116,616
NS3	1.0	130,961	1.0	130,961	1.0	130,961
PB	3.0	160,887	3.0	159,394	3.0	159,394
RX1	3.0	403,581	3.0	403,578	3.0	403,578
RX2	1.0	135,568	1.0	135,568	1.0	135,568
Total Salaries and Positions	71.0	\$7,589,562	72.0	\$7,597,011	72.0	\$7,597,011
Turnover Adjustment	-	\$(569,217)	-	\$(228,384)	-	\$(228,384)
Operating Funds Total	71.0	\$7,020,345	72.0	\$7,368,627	72.0	\$7,368,627

MISSION

CCDPH works to achieve health equity for all Cook County residents through its leadership and partnerships promoting healthy lifestyles, while advocating for the environmental and social conditions necessary for physical, mental, and social well-being.

MANDATES

Certified Local Health Department Code (77 Ill. Adm. Code 600.100 et seq.); Local Health Protection Grant Rules (77 Ill. Adm. Code 615.100 et seq.); Ordinance Establishing the Cook County Department of Public Health (December 10, 1945).

OPERATIONAL HIGHLIGHTS: 2021 INITIATIVES AND OUTCOMES

In FY21, CCDPH continued to focus on the COVID-19 response. Each area of the department has contributed in a variety of ways to this effort, while maintaining as many regular activities as possible. The response, like all work of the agency, focused on advancing health equity throughout the suburban jurisdiction, with special attention paid to the disparate outcomes affecting communities of color. CCDPH conducted outbreak investigations, responded to workplace complaints, and offered infection control guidance to hospitals, long-term care facilities and other congregate settings. The department assisted schools with monitoring community risk and implementing plans for safe instruction. The Mobile Vaccination and Homebound Vaccination Initiatives continued to bring COVID-19 vaccines to communities and individuals, especially in those most vulnerable in areas prioritized as part of CCDPH's commitment to vaccine equity. Contact tracing efforts ramped up, reaching a majority of cases and contacts. CCDPH also responded to more than 15,000 COVID-19 hotline calls, distributed over 100,000 rapid antigen tests and led the receipt and distribution of COVID vaccine throughout the suburban Cook County. CCDPH continued to support implementation of the Good Food Purchasing Program in Cook County departments and agencies and convened the annual Food Summit focused on building a more racially and socially equitable food system in Cook County.

OPERATIONAL OPPORTUNITIES: 2022 INITIATIVES AND GOALS

For FY22, CCDPH will continue to monitor and respond to the COVID-19 pandemic, with a focus on addressing COVID-19 health disparities. With funding from the Centers for Disease Control and Prevention, the agency will sustain contact tracing and resource coordination, increase access to prevention services and resources, address worker rights, health and safety, and build community capacity to implement programs and advance policies and systems changes that address social and health inequities. CCDPH has continued to identify an increased need for public health initiatives addressing opioid use; behavioral health issues; community engagement; environmental health; and STI prevention, within the context of COVID-19 emergency response and regular operations. Additionally, policy development, communications, and quality improvement activities in the areas mentioned above remain necessary to support efficient and effective public health programs and systems change. Other priority initiatives include implementation of suburban Cook County's Community Health Improvement Plan and continued implementation of the Good Food Purchasing Program.

Performance Metric Name	2019 Actual	2020 Actual	2021 Target	2021 Projection	2022 Target
Cost per referrals contacted	\$364	\$364	\$370	\$364	\$364
Percent of high-risk infant APORS (Adverse Pregnancy Reporting System) referrals received that are contacted for follow-up by the Public Health Nurse within 14 calendar days of referral	95%	91%	90%	71%	85%
Cost per county residents served	\$5.71	\$5.12	\$4.50	\$6.46	\$6.50
Time from receipt of Chlamydia or gonorrhea report to field (days)	7	5	5	5	5
Percent of food establishments with isolated illness complaints within a contracted community or unincorporated Suburban Cook County that are inspected within 2 business days of receipt of complaint	100%	99%	100%	100%	100%

BUDGET HIGHLIGHTS

- Public Health's budget will increase by \$0.9M (5%).
- Public Health's budgeted FTEs will remain flat.

Fund Category	Appropriations (\$ thousands)			
	2019 Adopted	2020 Adopted	2021 Adopted	2022 Recommended
Enterprise	13,018	10,235	16,908	17,763
Grants	16,698	7,895	61,721	64,251
Total Funds	29,717	18,130	78,628	82,014
Expenditures by Type				
Personnel	22,895	18,632	39,950	59,505
Non Personnel	6,822	(501)	38,678	22,509
Total Funds	29,717	18,130	78,628	82,014
FTE Positions	206.3	215.0	389.5	626.0

Program Description	2021		2022	
	FTE Pos.	Adopted	FTE Pos.	Appropriation
10805-Bioterrorism Preparedness and Response	3.0	317,090	3.0	336,008
15010-Communicable Diseases	13.0	1,495,726	12.0	1,455,419
16520-Integrated Health Support	37.0	4,043,845	37.0	3,981,434
17605-Community Services	0.0	5,264	0.0	5,264
17995-Prevention Services	19.0	2,178,029	19.0	2,123,384
18225-Environmental Health	13.0	1,413,115	13.0	1,488,480
18260-Providing TB Clinical Services	29.0	2,963,907	26.0	2,754,046
10155-Administration	13.0	4,387,268	17.0	5,557,396
18230-Providing Lead Poisoning Prevention Services	1.0	103,395	1.0	61,764
Grants	261.5	61,720,574	498.0	64,250,546
Total	389.5	78,628,214	626.0	82,013,741

DISTRIBUTION BY APPROPRIATION CLASSIFICATION

Account	2021 Approved & Adopted	Department Request	President's Recommendation	Difference
Personal Services				
501005-Salaries and Wages of Employees With Benefits	10,987,234	11,199,013	11,199,013	211,779
501165-Planned Salary Adjustment	65,209	903,569	903,569	838,360
501210-Planned Overtime Compensation	57,200	57,200	57,200	0
501510-Mandatory Medicare Cost	168,268	174,176	174,176	5,908
501540-Worker's Compensation	268,421	332,745	332,745	64,324
501585-Insurance Benefits	2,119,381	1,867,262	1,867,262	(252,119)
501765-Professional Develop/Fees	11,354	11,354	11,354	0
501835-Transportation and Travel Expenses	138,000	133,860	133,860	(4,140)
Personal Services Total	13,815,068	14,679,178	14,679,178	864,111
Contractual Service				
520049-Scavenger and Hazardous Materail Services	5,000	4,850	4,850	(150)
520149-Communication Services	159,000	159,000	159,000	0
520259-Postage	5,635	5,466	5,466	(169)
520279-Shipping and Freight Services	20,000	19,400	19,400	(600)
520389-Contract Maintenance Service	61,038	59,207	59,207	(1,831)
520469-Services For Minor/Indigent	10,000	9,700	9,700	(300)
520485-Graphics and Reproduction Services	7,289	7,070	7,070	(219)
520609-Advertising and Promotions	1,940	1,882	1,882	(58)
520649-Media Storage Services	15,000	14,550	14,550	(450)
520725-Loss and Valuation	239	239	239	0
520825-Professional Services	1,598,345	1,598,345	1,598,345	0
521200-Laboratory Testing and Analysis	105,249	105,249	105,249	0
Contractual Service Total	1,988,735	1,984,958	1,984,958	(3,777)
Supplies & Materials				
530005-Food Supplies	3,454	3,350	3,350	(104)
530170-Institutional Supplies	5,000	54,850	54,850	49,850
530600-Office Supplies	40,000	38,800	38,800	(1,200)
530635-Books, Periodicals and Publish	3,181	3,086	3,086	(95)
530700-Multimedia Supplies	23,803	23,089	23,089	(714)
530785-Medical, Dental and Laboratory Supplies	47,507	48,407	48,407	900
530905-Pharmaceuticals Supplies	2,425	2,425	2,425	0
531645-Computer and Data Processing Supplies	5,000	4,850	4,850	(150)
Supplies & Materials Total	130,370	178,857	178,857	48,487
Operations & Maintenance				
540005-Utilities	104,386	54,659	54,659	(49,727)
540105-Moving Expense and Remodeling	25,000	24,250	24,250	(750)
540129-Maintenance and Subscription Services	684,727	686,566	686,566	1,839
540245-Automotive Operations and Maintenance	20,905	20,278	20,278	(627)
540345-Property Maintenance and Operations	71,122	68,988	68,988	(2,134)
Operations & Maintenance Total	906,140	854,741	854,741	(51,399)
Rental & Leasing				
550005-Office and Data Processing Equip Rental	11,200	10,864	10,864	(336)
550029-Countywide Office and Data Processing Equip Rental	1,492	1,492	1,492	0
550129-Facility and Office Space Rental	3,635	3,635	3,635	0
Rental & Leasing Total	16,327	15,991	15,991	(336)
Contingencies & Special Purpose				
580215-Institution Memberships/FE	51,000	49,470	49,470	(1,530)
Contingencies & Special Purpose Total	51,000	49,470	49,470	(1,530)
Operating Funds Total	16,907,639	17,763,195	17,763,195	855,556

PERSONAL SERVICES - SUMMARY OF POSITIONS BY PROGRAM AND JOB CODE

Job Code/Title	Grade	2021 Approved & Adopted		2022 Department Request		2022 President's Recommendation	
		FTE Pos.	Salaries	FTE Pos.	Salaries	FTE Pos.	Salaries
10805-Bioterrorism Preparedness and Response							
0047-Admin Assistant II	14	1.0	63,419	1.0	65,017	1.0	65,017
0048-Administrative Assistant III	16	1.0	72,143	1.0	73,064	1.0	73,064
5232-Deputy Chief	24	1.0	132,438	1.0	132,438	1.0	132,438
		3.0	\$268,000	3.0	\$270,519	3.0	\$270,519
15010-Communicable Diseases							
1708-Associate Administrator	24	1.0	127,342	1.0	127,342	1.0	127,342
2114-Epidemiologist IV	20	4.0	373,857	4.0	386,795	4.0	386,795
2117-Epidemiologist III	18	2.0	162,116	2.0	164,374	2.0	164,374
2119-Epidemiologist II	16	2.0	133,465	1.0	76,954	1.0	76,954
4110-Epidemiologist Senior	15	2.0	108,049	2.0	110,404	2.0	110,404
5233-Dir of Comm Disease Ctrl Pre	24	1.0	123,223	1.0	123,223	1.0	123,223
8985-Senior Medical Officer	K	1.0	263,407	1.0	270,657	1.0	270,657
		13.0	\$1,291,460	12.0	\$1,259,749	12.0	\$1,259,749
16520-Integrated Health Support							
0046-Admin Assistant I	12	1.0	57,916	1.0	57,916	1.0	57,916
0047-Admin Assistant II	14	1.0	66,086	1.0	66,591	1.0	66,591
0907-Clerk V	11	1.0	51,501	1.0	54,076	1.0	54,076
0919-Business Office Supervisor	13	1.0	62,024	1.0	62,024	1.0	62,024
1905-Hearing/Vision Technician	12	2.0	92,760	2.0	94,133	2.0	94,133
1971-Public Health Nurse I	FB	22.0	2,164,391	22.0	2,275,567	22.0	2,275,567
1972-Public Health Nurse II	FC	2.0	198,918	2.0	201,970	2.0	201,970
1973-Public Health Nurse III	FE	2.0	204,850	2.0	206,565	2.0	206,565
1974-Public Health Nurse IV	FF	3.0	362,750	3.0	321,366	3.0	321,366
6731-Clerk IV Public Health AFSCME	11	1.0	52,656	1.0	54,076	1.0	54,076
8047-Director of Nursing CCDPH	24	1.0	140,026	1.0	150,000	1.0	150,000
		37.0	\$3,453,878	37.0	\$3,544,283	37.0	\$3,544,283
17995-Prevention Services							
0028-Program Manager	24	1.0	98,056	1.0	98,056	1.0	98,056
0046-Admin Assistant I	12	1.0	57,916	1.0	57,916	1.0	57,916
0095-Program Coordinator	22	1.0	109,871	1.0	76,043	1.0	76,043
0189-Public Health Educator V	21	2.0	228,613	2.0	228,613	2.0	228,613
2023-Public Health Educator II	17	1.0	82,584	1.0	82,584	1.0	82,584
2114-Epidemiologist IV	20	3.0	240,541	3.0	238,315	3.0	238,315
2117-Epidemiologist III	18	1.0	71,292	1.0	56,083	1.0	56,083
4091-Public Health Educator Senior	16	2.0	148,452	2.0	148,452	2.0	148,452
4721-Regional Health Officer	22	3.0	297,859	3.0	254,695	3.0	254,695
4825-Director of Epidemiology	24	1.0	128,040	1.0	128,040	1.0	128,040
6454-Dep Dir of Public Health Prog	24	1.0	129,842	1.0	129,842	1.0	129,842
7053-Caseworker III - CCHHS	16	1.0	73,293	1.0	73,293	1.0	73,293
8985-Senior Medical Officer	K	1.0	224,551	1.0	235,040	1.0	235,040
		19.0	\$1,890,910	19.0	\$1,806,972	19.0	\$1,806,972
18225-Environmental Health							
0095-Program Coordinator	22	1.0	108,467	1.0	110,655	1.0	110,655
2031-Sanitarian III	18	1.0	82,113	1.0	83,641	1.0	83,641
2033-Sanitarian IV	20	2.0	190,057	2.0	197,705	2.0	197,705
2034-Sanitarian V	21	3.0	336,289	3.0	340,433	3.0	340,433
2232-Sanitary Engineer V	23	1.0	129,018	1.0	129,018	1.0	129,018
6821-Sanitarian I (SEIU 73)	16	5.0	356,881	5.0	356,408	5.0	356,408
		13.0	\$1,202,826	13.0	\$1,217,860	13.0	\$1,217,860
18260-Providing TB Clinical Services							

PERSONAL SERVICES - SUMMARY OF POSITIONS BY PROGRAM AND JOB CODE

Job Code/Title	Grade	2021 Approved & Adopted		2022 Department Request		2022 President's Recommendation	
		FTE Pos.	Salaries	FTE Pos.	Salaries	FTE Pos.	Salaries
0028-Program Manager	24	1.0	104,333	1.0	104,333	1.0	104,333
0047-Admin Assistant II	14	1.0	66,591	1.0	66,591	1.0	66,591
1944-Nurse Epidemiologist	FE	1.0	129,485	1.0	129,486	1.0	129,486
1951-Registered Nurse I	FA	6.0	543,369	-	-	-	-
1966-Licensed Practical Nurse II	PN2	5.0	278,194	4.0	226,834	4.0	226,834
1971-Public Health Nurse I	FB	-	-	5.0	504,633	5.0	504,633
1974-Public Health Nurse IV	FF	1.0	120,917	1.0	120,917	1.0	120,917
2010-Medical Records Technician	11	1.0	54,076	1.0	39,707	1.0	39,707
2011-Medical Records Technician	14	2.0	133,182	2.0	133,182	2.0	133,182
2023-Public Health Educator II	17	1.0	82,584	1.0	82,584	1.0	82,584
2024-Public Health Educator III	19	1.0	85,492	1.0	85,492	1.0	85,492
2085-DIRECTOR OF PLANT OPERATIONS	24	1.0	103,803	1.0	103,803	1.0	103,803
3990-APN-Nurse Practitioner	FF	1.0	114,508	1.0	115,848	1.0	115,848
5485-Public Health Janitor II	11	1.0	54,076	1.0	54,076	1.0	54,076
5501-Public Health Janitor III	13	1.0	49,950	1.0	50,959	1.0	50,959
6731-Clerk IV Public Health AFSCME	11	3.0	154,680	3.0	158,498	3.0	158,498
7337-Att Physician VIII Non Union	K	2.0	379,484	1.0	268,715	1.0	268,715
		29.0	\$2,454,726	26.0	\$2,245,659	26.0	\$2,245,659
10155-Administration							
0051-Administrative Assistant V	20	1.0	71,095	1.0	72,530	1.0	72,530
0253-Business Manager III	22	1.0	76,041	-	-	-	-
2002-Chief Operating Officer	24	1.0	265,000	1.0	265,000	1.0	265,000
4721-Regional Health Officer	22	10.0	807,310	13.0	988,555	13.0	988,555
6447-Senior Financial Analyst	22	-	-	1.0	76,043	1.0	76,043
8985-Senior Medical Officer	K	-	-	1.0	200,000	1.0	200,000
		13.0	\$1,219,446	17.0	\$1,602,128	17.0	\$1,602,128
18230-Providing Lead Poisoning Prevention Services							
0050-Administrative Assistant IV	18	1.0	88,469	1.0	64,958	1.0	64,958
		1.0	\$88,469	1.0	\$64,958	1.0	\$64,958
Total Salaries and Positions		128.0	\$11,869,714	128.0	\$12,012,129	128.0	\$12,012,129
Turnover Adjustment		-	(882,480)	-	(813,116)	-	(813,116)
Operating Fund Totals		128.0	\$10,987,234	128.0	\$11,199,013	128.0	\$11,199,013

PERSONAL SERVICES - SUMMARY OF POSITIONS BY GRADE

Salary Grade	2021 Approved & Adopted		2022 Department Request		2022 President's Recommendation	
	FTE Pos.	Salaries	FTE Pos.	Salaries	FTE Pos.	Salaries
11	7.0	366,989	7.0	360,433	7.0	360,433
12	4.0	208,591	4.0	209,964	4.0	209,964
13	2.0	111,974	2.0	112,982	2.0	112,982
14	5.0	329,279	5.0	331,382	5.0	331,382
15	2.0	108,049	2.0	110,404	2.0	110,404
16	11.0	784,234	10.0	728,171	10.0	728,171
17	2.0	165,169	2.0	165,169	2.0	165,169
18	5.0	403,989	5.0	369,056	5.0	369,056
19	1.0	85,492	1.0	85,492	1.0	85,492
20	10.0	875,551	10.0	895,346	10.0	895,346
21	5.0	564,902	5.0	569,045	5.0	569,045
22	16.0	1,399,549	19.0	1,505,991	19.0	1,505,991
23	1.0	129,018	1.0	129,018	1.0	129,018
24	10.0	1,352,104	10.0	1,362,077	10.0	1,362,077
FA	6.0	543,369	-	-	-	-
FB	22.0	2,164,391	27.0	2,780,200	27.0	2,780,200
FC	2.0	198,918	2.0	201,970	2.0	201,970
FE	3.0	334,335	3.0	336,051	3.0	336,051
FF	5.0	598,175	5.0	558,131	5.0	558,131
K	4.0	867,442	4.0	974,412	4.0	974,412
PN2	5.0	278,194	4.0	226,834	4.0	226,834
Total Salaries and Positions	128.0	\$11,869,714	128.0	\$12,012,129	128.0	\$12,012,129
Turnover Adjustment	-	\$(882,480)	-	\$(813,116)	-	\$(813,116)
Operating Funds Total	128.0	\$10,987,234	128.0	\$11,199,013	128.0	\$11,199,013

MISSION

To manage comprehensive Medicaid and Medicare benefits for Cook County residents enrolled in CountyCare and MoreCare health plans. In addition, the department aims efficiently administer the infrastructure to implement all aspects of the Health Plan as required by federal and state authorities.

MANDATES

Implement all Medicaid health plan requirements as defined by the County Managed Care Community Network (County MCCN) agreement with the Illinois Department of Healthcare and Family Services (HFS) and Federal CMS requirements.

OPERATIONAL HIGHLIGHTS: 2021 INITIATIVES AND OUTCOMES

CountyCare is a Medicaid health plan providing benefits to enrolled members. Membership initiatives have aimed to retain and increase CountyCare membership, including assisting members with the re-determination process to maintain Medicaid eligibility. This initiative has helped grow CountyCare to be the largest Medicaid managed care plan in Cook County, with over 400,000 members enrolled.

CountyCare continues to develop new medical cost action plan initiatives to deliver on savings opportunities and cost strategies across all areas of the health plan. Initiatives have resulted in pharmacy cost savings, administrative efficiencies, and improvements in medical costs.

OPERATIONAL OPPORTUNITIES: 2022 INITIATIVES AND GOALS

CountyCare membership is a major cost driver for medical claims and administrative expenses. CountyCare strives to grow and retain membership while monitoring cost to achieve per member per month (PMPM) revenue and expense targets. In FY2022, the average memberships per month are estimated to increase to 390,000, from the current FY2020 membership target of 356,000. CountyCare will further implement cost savings and cost-control strategies measures aimed at member costs as well as increasing medical and pharmacy utilization at CCH.

Performance Metric Name	2019 Actual	2020 Actual	2021 Target	2021 Projection	2022 Target
Number of member months (per quarter)	4,185,179	4,133,290	4,276,113	4,664,118	4,689,843
Percentage of claims paid in less than 30 days	53%	45%	90%	49%	90%
CCH Net Impact Per Member	\$35	\$42	\$48	\$25	\$50
Medical Loss Ratio	94.1%	93.9%	91.2%	92.5%	93.0%
Cost per member served	\$395	\$468	\$509	\$484	\$555

BUDGET HIGHLIGHTS

- Expected Membership of 390,000 to increase revenue
- Continuous implementation of cost reduction strategies
- Improve utilization of CCH facilities

Fund Category	Appropriations (\$ thousands)			
	2019 Adopted	2020 Adopted	2021 Adopted	2022 Recommended
Enterprise	1,549,039	1,800,367	2,229,638	2,634,862
Total Funds	1,549,039	1,800,367	2,229,638	2,634,862
Expenditures by Type				
Personnel	33,708	32,480	30,382	32,133
Non Personnel	1,515,331	1,767,887	2,199,256	2,602,729
Total Funds	1,549,039	1,800,367	2,229,638	2,634,862
FTE Positions	495.0	407.0	344.0	442.0

Program Description	2021		2022	
	FTE Pos.	Adopted	FTE Pos.	Appropriation
10060-Integrated Care	0.0	3,257,333	1.0	34,510
11165-Call Center	0.0	603,289	0.0	0
14790-Histopathology	1.0	50,041	0.0	0
18800-Patient Access	0.0	997,141	0.0	0
10155-Administration	0.0	28,700	0.0	172
11685-Claims and Capitated Services	0.0	2,050,653,352	0.0	2,466,149,488
18967-Medicare Plan Services	0.0	44,927,659	0.0	29,444,451
21155-Care Coordination	0.0	28,929	0.0	0
35790-CountyCare	343.0	129,091,913	441.0	139,233,467
Total	344.0	2,229,638,357	442.0	2,634,862,088

DISTRIBUTION BY APPROPRIATION CLASSIFICATION

Account	2021 Approved & Adopted	Department Request	President's Recommendation	Difference
Personal Services				
501005-Salaries and Wages of Employees With Benefits	23,541,325	27,814,714	27,814,714	4,273,389
501165-Planned Salary Adjustment	43,565	1,011,271	1,011,271	967,706
501210-Planned Overtime Compensation	50,000	500,000	500,000	450,000
501510-Mandatory Medicare Cost	396,918	506,051	506,051	109,134
501585-Insurance Benefits	6,213,330	2,301,146	2,301,146	(3,912,184)
501765-Professional Develop/Fees	127,000	-	-	(127,000)
501835-Transportation and Travel Expenses	10,000	-	-	(10,000)
Personal Services Total	30,382,138	32,133,182	32,133,182	1,751,044
Contractual Service				
520279-Shipping and Freight Services	242	-	-	(242)
520825-Professional Services	113,769,597	113,090,584	113,090,584	(679,013)
521155-Managed Care Claims	2,085,475,253	2,489,637,197	2,489,637,197	404,161,944
Contractual Service Total	2,199,245,092	2,602,727,781	2,602,727,781	403,482,689
Supplies & Materials				
530600-Office Supplies	10,000	-	-	(10,000)
Supplies & Materials Total	10,000	-	-	(10,000)
Operations & Maintenance				
540129-Maintenance and Subscription Services	1,127	1,125	1,125	(2)
Operations & Maintenance Total	1,127	1,125	1,125	(2)
Operating Funds Total	2,229,638,357	2,634,862,088	2,634,862,088	405,223,731

PERSONAL SERVICES - SUMMARY OF POSITIONS BY PROGRAM AND JOB CODE

Job Code/Title	Grade	2021 Approved & Adopted		2022 Department Request		2022 President's Recommendation	
		FTE Pos.	Salaries	FTE Pos.	Salaries	FTE Pos.	Salaries
10060-Integrated Care							
6810-Community Health Worker	12	-	-	1.0	42,528	1.0	42,528
		-	-	1.0	\$42,528	1.0	\$42,528
35790-CountyCare							
0050-Administrative Assistant IV	18	1.0	64,960	2.0	112,166	2.0	112,166
0051-Administrative Assistant V	20	1.0	156,000	-	-	-	-
0253-Business Manager III	22	1.0	88,632	1.0	90,416	1.0	90,416
0907-Clerk V	11	1.0	54,076	3.0	120,301	3.0	120,301
1874-Director of Pharmacy	24	-	-	1.0	130,000	1.0	130,000
2448-Community Outreach Coordinator - County Clerk	20	-	-	4.0	251,647	4.0	251,647
5244-Financial Analyst	21	6.0	424,304	6.0	425,744	6.0	425,744
5505-Clinical Case Manager	FC	10.0	870,752	17.0	1,503,082	17.0	1,503,082
5574-Project Manager	22	5.0	437,160	4.0	383,548	4.0	383,548
6062-Enrollment/Retention Manager	23	1.0	79,930	3.0	239,797	3.0	239,797
6065-Mgr of Quality Credentialing	NS3	1.0	126,567	1.0	129,118	1.0	129,118
6066-Manager of Provider Relations	23	2.0	159,860	1.0	79,932	1.0	79,932
6085-Data Integration Analyst	24	1.0	79,930	1.0	79,932	1.0	79,932
6429-Provider Enrollment Specialist	18	-	-	7.0	440,382	7.0	440,382
6436-Mgr of Extended Care Svcs	23	1.0	110,405	1.0	112,633	1.0	112,633
6522-Mgr of Care Mgmt-County Care	23	3.0	265,344	1.0	105,485	1.0	105,485
6523-Comm and Soc Svcs Mgr-Cty Care	23	-	-	1.0	79,932	1.0	79,932
6633-Senior Accountant	20	-	-	1.0	62,912	1.0	62,912
6635-Medicaid Managed Care Op Mgr	23	9.0	745,262	7.0	590,389	7.0	590,389
6636-Health Plan Accred Proj Mgr	22	1.0	69,164	2.0	164,503	2.0	164,503
6637-Quality Assessment Coord RN	22	2.0	165,269	1.0	91,024	1.0	91,024
6652-Home/Comm Based Waiver Srv Mgr	23	1.0	95,204	1.0	95,206	1.0	95,206
6666-Manager, Quality of Care & Population Health	23	1.0	79,930	2.0	159,865	2.0	159,865
6676-Behavioral Health Program Mgr	23	1.0	79,930	1.0	106,810	1.0	106,810
6678-Senior Project Manager	23	4.0	319,721	3.0	239,797	3.0	239,797
6685-Performance Improve Proj Anly	20	1.0	62,912	1.0	62,912	1.0	62,912
6700-Care Coordinator-Brain Injury	17	8.0	558,808	8.0	553,461	8.0	553,461
6701-Care Coordinator-HIV/AIDS	16	4.0	228,208	7.0	391,304	7.0	391,304
6702-Care Coordinator-Disability	17	23.0	1,480,490	31.0	1,952,793	31.0	1,952,793
6703-Care Coordinator-Elderly	16	37.0	2,023,731	51.0	2,944,342	51.0	2,944,342
6746-Patient Transport Coordinator	14	4.0	187,641	3.0	125,647	3.0	125,647
6763-Utilization Mgmt Program Mgr	23	-	-	2.0	159,865	2.0	159,865
6790-LTSS Program Manager	23	1.0	79,930	2.0	176,375	2.0	176,375
6795-Comm Based Nurse Care Coord	FC	6.0	671,387	20.0	1,595,252	20.0	1,595,252
6808-Mgr Complex Care Coordination	23	14.0	1,199,774	15.0	1,367,195	15.0	1,367,195
6810-Community Health Worker	12	20.0	850,554	6.0	249,348	6.0	249,348
6811-CommunityBasedSocWorkCareCoord	19	47.0	3,212,296	32.0	1,982,692	32.0	1,982,692
6818-Bilngl Patient Care Navigator	13	3.0	136,637	-	-	-	-
6855-Manager of Transitional Care	23	1.0	79,930	2.0	159,865	2.0	159,865
6873-Social Work Transtn Care Coord	19	4.0	263,415	6.0	396,407	6.0	396,407
6883-Nurse Care Coord-Brain Injury	FA	5.0	504,592	6.0	639,337	6.0	639,337
6884-Nurse Care Coord-Disability	FA	9.0	952,351	11.0	1,172,192	11.0	1,172,192
6885-Nurse Care Coord-Elderly	FA	17.0	1,812,491	20.0	2,099,506	20.0	2,099,506
6886-Nurse Care Coord-HIV/AIDS	FA	3.0	365,849	3.0	374,759	3.0	374,759
6887-Nurse Transitional Care Coord	FC	4.0	447,591	7.0	714,374	7.0	714,374
6992-Home/Comm Basd Svcs Ref Coord	15	11.0	577,739	17.0	865,340	17.0	865,340
6984-Provider Contract Specialist	19	1.0	70,883	1.0	72,310	1.0	72,310

PERSONAL SERVICES - SUMMARY OF POSITIONS BY PROGRAM AND JOB CODE

Job Code/Title	Grade	2021 Approved & Adopted		2022 Department Request		2022 President's Recommendation	
		FTE Pos.	Salaries	FTE Pos.	Salaries	FTE Pos.	Salaries
6990-Care Mgmt Nurse Coord	FE	1.0	75,662	2.0	168,274	2.0	168,274
7025-Director Provider Network Mgmt	24	1.0	155,000	-	-	-	-
7028-Administrative Asst V-CCHHS	20	2.0	184,906	2.0	192,614	2.0	192,614
7220-Provider Netwk Ops Coordinator	21	1.0	69,164	-	-	-	-
7430-Provider Data Manager	23	-	-	2.0	159,865	2.0	159,865
7602-Dir of Projects & Strategic Initiativ, County Care Hlth Plan	24	2.0	250,283	2.0	270,500	2.0	270,500
7606-Manager of Community Health Workers	23	1.0	79,930	1.0	79,932	1.0	79,932
7655-CountyCare Dir of Pop Hlth & Performance Improvement	24	1.0	161,262	1.0	161,262	1.0	161,262
7660-Integrated Care Logistics Manager	23	1.0	79,930	-	-	-	-
7661-Care Coordination Scheduler	13	5.0	225,841	10.0	432,643	10.0	432,643
7654-Senior Manager of Enrollment	24	1.0	126,044	1.0	126,044	1.0	126,044
7656-Program Manager, CountyCare Operations	22	1.0	76,041	1.0	76,043	1.0	76,043
7699-Dir of Complex Care Coordination Waiver & Long Term Care	24	1.0	140,000	4.0	466,838	4.0	466,838
7739-Long Term Care Social Work Care Coordinator	19	9.0	567,256	16.0	1,070,910	16.0	1,070,910
7795-CountyCare Dir of Long Term Svcs & Supports	24	1.0	158,100	1.0	158,100	1.0	158,100
7802-Dir of Prog Mgmt & Perform Exlnce, Health Plan Services	24	2.0	328,700	4.0	588,700	4.0	588,700
7631-Health Plan Clinical Training Manager	22	1.0	76,041	-	-	-	-
7800-Dir of Finance Medicare/Medicaid, CountyCare	24	2.0	300,000	1.0	150,000	1.0	150,000
7809-CountyCare Dir of Utilization Mgmt & Care Transitions	24	1.0	127,500	1.0	127,500	1.0	127,500
7865-Manager of Budget and Financial Reporting	23	1.0	107,774	1.0	109,946	1.0	109,946
7868-Medicare Operations Manager	23	1.0	79,930	1.0	79,932	1.0	79,932
7889-Director of Integrated Care Mgmt and Behavioral Health	24	1.0	140,000	1.0	147,000	1.0	147,000
7898-Senior Operations Manager, Health Plan	23	-	-	3.0	239,797	3.0	239,797
7901-Mgr Pop Hlth & Perf Impvmt, Co Care	23	2.0	177,212	2.0	207,563	2.0	207,563
7941-Sr Mgr Delegation & Vendor Oversight - HPS	24	1.0	142,800	1.0	114,563	1.0	114,563
7978-Prog Coord Clinical Svcs - HHS	20	8.0	503,293	11.0	714,973	11.0	714,973
7930-Dele & Oversight Mgr, HPS	23	1.0	79,930	3.0	261,680	3.0	261,680
7866-Mgr Finance & Hlth Plan Svcs	23	1.0	79,930	1.0	116,332	1.0	116,332
8035-Dir of Clin Svcs Cnty Care	24	2.0	320,524	2.0	320,524	2.0	320,524
8037-Dir of Enrol & Outrch Mgd Car	24	-	-	1.0	160,000	1.0	160,000
8079-Chief Medical Officer, Managed Care	K09	1.0	400,000	1.0	400,000	1.0	400,000
8109-Director of Provider Data Management	24	2.0	367,222	2.0	367,222	2.0	367,222
8140-Chief Financial Officer, Health Plan Services	24	1.0	220,183	1.0	220,183	1.0	220,183
8141-Chief Operating Officer, Health Plan Services	24	1.0	220,000	1.0	220,000	1.0	220,000
8151-Chief Executive Officer, Health Plan Services	24	1.0	395,000	1.0	395,000	1.0	395,000
8767-Data Mgr, Health Plan Svcs	23	1.0	79,930	2.0	163,392	2.0	163,392
8815-Pharmacy Medicaid Prog Mgr	24	1.0	160,000	2.0	293,218	2.0	293,218
8858-Provider Data Ops Specialist	18	5.0	261,550	6.0	387,214	6.0	387,214
8768-Sr Data Mgr - Health Plan Svcs	23	1.0	79,930	1.0	79,932	1.0	79,932
8843-Health, Safety & Welfare Program Manager	23	1.0	79,930	1.0	79,932	1.0	79,932
8874-Program Coordinator, Health Plan Services	19	-	-	1.0	61,788	1.0	61,788
8988-Director of Actuarial Services, Health Plan Services	24	-	-	1.0	150,000	1.0	150,000
9025-Dir of Provider Contracting, Health Plan Services	24	-	-	1.0	155,000	1.0	155,000
9026-Pharmacy Benefit Operation Mgr	23	-	-	3.0	239,797	3.0	239,797
9030-Data Integration Mgr	22	-	-	1.0	76,043	1.0	76,043
9027-Manager of Provider Data Management	23	-	-	1.0	79,932	1.0	79,932
9053-Managed Care Clinical Operations Manager	23	-	-	3.0	239,797	3.0	239,797
9089-Senior Manager of Integrated Care Management Programs	23	-	-	1.0	79,932	1.0	79,932
9092-Provider Data Administrator	22	-	-	1.0	76,043	1.0	76,043
9086-Population Health Coordinator	16	-	-	10.0	461,781	10.0	461,781
9132-Senior Manager of Policy & Innovation	23	-	-	1.0	79,932	1.0	79,932

PERSONAL SERVICES - SUMMARY OF POSITIONS BY PROGRAM AND JOB CODE

Job Code/Title	Grade	2021 Approved & Adopted		2022 Department Request		2022 President's Recommendation	
		FTE Pos.	Salaries	FTE Pos.	Salaries	FTE Pos.	Salaries
		343.0	\$27,316,411	441.0	\$34,857,569	441.0	\$34,857,569
Total Salaries and Positions		343.0	\$27,316,411	442.0	\$34,900,097	442.0	\$34,900,097
Turnover Adjustment		-	(3,832,309)	-	(7,085,383)	-	(7,085,383)
Operating Fund Totals		343.0	\$23,484,102	442.0	\$27,814,714	442.0	\$27,814,714

PERSONAL SERVICES - SUMMARY OF POSITIONS BY GRADE

Salary Grade	2021 Approved & Adopted		2022 Department Request		2022 President's Recommendation	
	FTE Pos.	Salaries	FTE Pos.	Salaries	FTE Pos.	Salaries
11	1.0	54,076	3.0	120,301	3.0	120,301
12	20.0	850,554	7.0	291,876	7.0	291,876
13	8.0	362,478	10.0	432,643	10.0	432,643
14	4.0	187,641	3.0	125,647	3.0	125,647
15	11.0	577,739	17.0	865,340	17.0	865,340
16	41.0	2,251,939	68.0	3,797,427	68.0	3,797,427
17	31.0	2,039,298	39.0	2,506,254	39.0	2,506,254
18	6.0	326,510	15.0	939,761	15.0	939,761
19	61.0	4,113,851	56.0	3,584,106	56.0	3,584,106
20	12.0	907,112	19.0	1,285,057	19.0	1,285,057
21	7.0	493,468	6.0	425,744	6.0	425,744
22	11.0	912,306	11.0	957,620	11.0	957,620
23	50.0	4,219,649	69.0	5,970,841	69.0	5,970,841
24	23.0	3,792,549	31.0	4,801,587	31.0	4,801,587
FA	34.0	3,635,283	40.0	4,285,793	40.0	4,285,793
FC	20.0	1,989,730	44.0	3,812,708	44.0	3,812,708
FE	1.0	75,662	2.0	168,274	2.0	168,274
K09	1.0	400,000	1.0	400,000	1.0	400,000
NS3	1.0	126,567	1.0	129,118	1.0	129,118
Total Salaries and Positions	343.0	\$27,316,411	442.0	\$34,900,097	442.0	\$34,900,097
Turnover Adjustment	-	\$(3,832,309)	-	\$(7,085,383)	-	\$(7,085,383)
Operating Funds Total	343.0	\$23,484,102	442.0	\$27,814,714	442.0	\$27,814,714

MISSION

To deliver integrated health services with dignity and respect regardless of a patient's ability to pay; foster partnerships with other health providers and communities to enhance the health of the public; and advocate for policies that promote and protect the physical, mental, and social well-being of the people of Cook County.

MANDATES

Mandated as part of the Cook County Health and Hospitals System in Cook County Code of Ordinances Chapter 38, Article V.

**OPERATIONAL HIGHLIGHTS:
2021 INITIATIVES AND OUTCOMES**

As the flagship of Cook County Health, John H. Stroger, Jr. Hospital remains at the forefront of new therapies and innovations in healthcare. Built in 2002, Stroger Hospital continues to maintain a strong commitment to the health care needs of Cook County's underserved population while also offering a full-range of specialized medical services for all segments of the community. Cook County Health's John H. Stroger, Jr. Hospital has been named the first in Illinois and seventh in the nation for racial inclusivity by the Lown Institute Hospital Index. The 2021 rankings assessed more than 3,200 hospitals nationwide and is the first rating system to look at the racial inclusivity. This recognition underscores that our commitment to equity and inclusion goes far beyond words. The 450-bed teaching hospital serves as the hub for Cook County Health for delivery of specialty and sub-specialty care. Stroger Hospital has one of the busiest Level 1 trauma center in the nation and the hospital's emergency room treats approximately 120,000 adults and children annually. For the third year in a row, Stroger Hospital is also recognized by U.S. News and World Report as a leading hospital for heart failure care.

**OPERATIONAL OPPORTUNITIES:
2022 INITIATIVES AND GOALS**

Increase Surgical Case Volume. Stroger Hospital will continue to focus on growing its surgical volume in fiscal year 2022. Initiatives include opening more operating rooms and patient experience process improvement.

Cancer Center Initiative. In FY2022, Stroger Hospital will develop system-wide coordinated program with cancer screening, Outreach for referrals for cancer treatment, cancer prevention and survivorship, with transition to primary care.

Cardiac Electrophysiology (EP) Lab & Transcatheter Aortic Valve Replacement (TAVR). As Stroger Hospital continues to see an increase in Specialty Care Provider visits, the Hospital will expand Cardiac EP services and TAVR. By providing these services in house, Stroger will achieve operational savings, increase patient services, and increase revenues.

Neurosciences Service Initiative. To lead the nation in providing comprehensive, equitable, holistic, high quality neurologic care, Stroger Hospital will build a Level I NSICU with cEEG and strong regional referral network.

Performance Metric Name	2019 Actual	2020 Actual	2021 Target	2021 Projection	2022 Target
Number of Stroger hospital visits	216,808	177,037	178,677	179,283	216,808
Mail order turnaround time (Days)	3	2	2	3	2
Number of surgery cases	12,258	10,139	11,146	10,933	13,594
Cost per surgery case	\$2,410	\$2,053	\$4,347	\$4,372	\$4,347

BUDGET HIGHLIGHTS:

- The Operating budget increased by \$78.8M (8%) due to investments in clinical staff to replace agency hires, medical equipment and medical supplies.
- Specialty Care clinics positions shift to Ambulatory & Community Health Network.
- Additional positions were created to reduce agency, contractors, overtime and establish new service lines.

Fund Category	Appropriations (\$ thousands)			
	2019 Adopted	2020 Adopted	2021 Adopted	2022 Recommended
Enterprise	735,842	671,141	774,305	813,706
Total Funds	735,842	671,141	774,305	813,706
Expenditures by Type				
Personnel	458,264	431,987	512,588	523,651
Non Personnel	277,577	239,154	261,716	290,055
Total Funds	735,842	671,141	774,305	813,706
FTE Positions	4,240.8	4,189.3	4,482.4	4,559.0

	Program Description	2021		2022	
		FTE Pos.	Adopted	FTE Pos.	Appropriation
10280-Admissions	Responsible for counseling and navigating patients' emergent and elective healthcare needs.	30.0	2,055,993	30.0	1,945,515
10325-Adult and Ambulatory Anesthesia	Manages anesthesia services for adult ambulatory outpatient surgeries and procedures.	16.0	4,801,586	15.0	4,729,570
10330-Adult Cardiology Procedures	Provides technical support for diagnostic and therapeutic adult cardiac procedures.	14.0	4,816,692	23.0	7,589,596
10335-Adult Cardiology-Clinical	Responsible for comprehensive care during adult cardiology clinical encounters.	33.0	7,389,901	41.0	8,152,040
10355-Emergency Services Nursing	Consists of nurses responsible for the emergency services.	152.0	20,103,257	177.0	21,072,175
10470-Anatomical Pathology-Surgical & Autopsy	Provides sample preparation for analysis of the effects of diseases on the structure of body organs, specific to surgery and autopsy.	4.0	402,663	5.0	482,405
10475-Ancillary Services	Provide a wide-range of supportive services throughout the health system, including patient grievances and patient transportation.	18.0	1,323,962	17.0	1,215,266
10485-Anesthesiology - Medical Staff	Consists of administrative medical staff working in the department of Anesthesia and Pain Management.	2.0	449,365	1.0	98,732
10490-Anesthesiology And Pain Services Administration, Teaching and Research	Responsible for the teaching and research components of anesthesia and pain services.	3.0	1,070,676	10.0	3,236,719
10535-Ante Partum/OB-4S	Provides nursing services and health advocacy to mothers immediately prior to childbirth.	26.0	3,045,086	34.0	3,498,162
10975-Breast Oncology	Consists of medical staff working in the department of Breast Oncology.	4.0	966,017	4.0	969,596
10060-Integrated Care	Responsible for the systematic coordination, organization, and monitoring of CCHHS's patient care received in post-acute facilities or by contracted vendors.	109.0	17,932,380	106.0	7,868,263
20355-Transfusion Medicine	Provides laboratory results for blood and blood components.	9.0	3,585,705	9.0	4,818,876
11100-Burn Nursing ICU	Consists of nurses responsible for the burn intensive care unit.	35.0	4,324,585	33.0	4,099,017
11110-Burn Services	Provides comprehensive treatment for all phases of burn injury care.	5.0	1,208,336	9.0	1,528,224
11165-Call Center	Responsible for providing patient access services, such as scheduling, billing, support, and general system navigation.	42.0	2,555,282	40.0	2,773,205
11215-Cardiology - EKG/VCG	Responsible for testing and tracking electrical activity of the heart by use of electrocardiograms (EKG/ECG) and vector cardiographs (VCG)	2.0	130,308	2.0	173,213
11225-Cardiothoracic Anesthesia	Provides anesthesia services for preoperative, intraoperative, and postoperative care for patients undergoing cardiothoracic surgery.	2.0	780,176	2.0	788,691
11230-Cardio-Thoracic Surgery	Provides surgical treatments and surgeries for organs inside the chest, typically for heart or lung conditions.	7.0	3,555,857	7.0	3,950,236
11310-Catheterization Laboratory	Consists of nursing staff responsible for care during imaging of arteries and chambers of the heart.	8.0	948,973	8.0	948,406
11735-Clinical & Anatomical Services-Administration	Contains the physicians and supporting staff for providing clinical and anatomical services.	25.0	13,284,136	24.0	24,707,986
11750-Clinical Biochemistry- Point of Care	Provides analysis of blood plasma used in the diagnosis and monitoring of diseases.	2.0	185,288	2.0	184,389
11755-Clinical Chemistry	Provides analysis of bodily fluids for diagnostic and therapeutic purposes.	23.0	1,892,805	22.0	1,874,100
11765-Clinical Hematology	Provides treatment for diseases that affect the production of blood and its components.	3.0	755,650	2.0	502,546
11775-Clinical Lab.-Immunology	Provides testing for infections, autoimmune diseases, allergies, transplantations, and other related conditions.	5.0	375,359	5.0	390,149
11790-Clinical Laboratory-Microbiology	Provides comprehensive testing for the detection, isolation, and characterization of infectious agents.	28.0	2,564,720	28.0	3,329,002
11900-Colon Rectal Services	Provides diagnosis and treatment of disorders of the colon, rectum and anus.	4.0	1,479,067	4.0	1,449,361
12265-Coronary Care Unit	Consists of nurses responsible for providing special care and monitoring for patients with heart diseases.	26.0	3,100,392	26.0	3,112,946
12530-Cytopathology	Provides analysis and diagnosis of diseases on a cellular level.	5.0	533,560	5.0	530,225
12700-Dermatology	Provides diagnosis and treatment of disorders of the skin.	9.0	2,291,276	10.0	2,415,745
13305-Emergency Medicine Administration	Manages administrative functions for the emergency medicine department, consisting of department leadership and consultant physicians.	57.8	13,812,467	59.5	14,539,989
13390-Employee Health Service	Responsible for ensuring the health of CCHHS employees for safety purposes.	12.0	1,905,986	12.0	2,222,697
13435-Endocrinology-Clinical	Provides medical care services for endocrine and hormone diseases.	11.0	2,558,293	13.0	2,762,405
13440-Endoscopy	Provides nonsurgical procedures, typically through the use of endoscopes, to examine digestive tracts or other health problems.	32.0	5,098,460	40.0	5,246,496
13700-Family and Community Medicine	Provides comprehensive healthcare for patients of all ages.	70.5	9,188,603	69.0	8,827,725
13785-General Medicine Clinic	Provides prevention, diagnosis, and treatment of adult diseases in a clinic setting.	66.0	5,868,987	1.0	47,468
13945-Finance	Manages departmental financial operations and activities.	26.0	17,103,633	27.0	5,922,350
14095-Food Service-Employee Cafeteria	Provides food services for the employee cafeteria including assembly, preparation, and distribution of food.	12.0	719,152	12.0	844,864
14100-Food Service-Patients(Production and Distribution)	Provides food services for CCHHS patients through meal planning and preparation, production and distribution.	70.0	8,845,144	69.0	7,372,433
14160-Four Flex	Provides direct, comprehensive care for short-stay patients, consisting of nurses and health advocates.	25.0	2,932,821	36.0	3,731,557
14280-General Medicine	Provides prevention, diagnosis, and treatment of adult diseases with regards to internal medicine.	42.0	9,159,516	44.0	8,482,099

	Program Description	2021		2022	
		FTE Pos.	Adopted	FTE Pos.	Appropriation
14285-General Medicine Unit 6E	Consists of the nurses, health advocates, and other support staff responsible for the General Medicine Unit 6E.	40.0	4,527,330	44.0	4,419,536
14295-General Medicine/Infectious Disease Unit 7S	Consists of the nurses, health advocates, and other support staff responsible for Infectious Diseases Unit 7S.	37.0	3,951,251	46.0	4,484,415
14300-General Medicine/Oncology-Unit 6S	Consists of the nurses, health advocates, and other support staff responsible for the Oncology Unit 6S.	40.0	4,215,658	43.0	4,332,645
14305-General Medicine/Telemetry-Unit 7E	Consists of the nurses, health advocates, and other support staff responsible for Telemetry (patients who are often in critical condition and need constant monitoring and care) Unit 7E.	43.0	4,581,122	43.0	4,273,246
14310-General Medicine/Telemetry-Unit 7W	Consists of the nurses, health advocates, and other support staff responsible for General Medicine/Telemetry Unit 7W	38.0	4,176,868	44.0	4,458,746
14315-General Medicine-Unit 6W	Consists of the nurses, health advocates, and other support staff responsible for General Medicine Unit 6W.	41.0	4,636,568	45.0	5,007,154
14345-General Surgery - Administration	Manages the administrative functions for General Surgery's departmental staff.	8.0	1,946,653	8.0	1,997,474
14350-General Surgery/Cardiac/Telemetry-Unit 8E	Consists of the nurses, health advocates, and other support staff responsible for Telemetry Unit 8E, providing careful monitoring and treatment of patients requiring specialized cardiac care.	50.0	4,754,047	54.0	5,075,667
14355-General Surgery/Orthopedics Unit 8S	Consists of the nurses, health advocates, and other support staff responsible for Telemetry Unit 8S, providing care related to conditions of the body's bones, joints, and muscles.	42.0	4,062,358	47.0	4,222,913
14360-General Surgery/Telemetry/Burn Stepdown-Unit 8W	Consists of the nurses, health advocates, and other support staff responsible for Telemetry Unit 8W, providing care for patients with noncritical, burn-injuries.	39.0	4,368,931	42.0	4,324,050
14690-Gyne/Oncology	Provides diagnosis and treatment of cancers located within women's reproductive systems.	2.0	623,314	2.0	568,426
14695-Gynecology	Provides diagnosis and treatment of diseases specific to women, especially those affecting the reproductive system.	16.0	4,631,295	15.0	3,983,407
14775-Hematopathology	Provides laboratory analysis of tissue samples for diseases and disorders affecting blood cells, their production, and any organs and tissues involved in blood production.	13.0	1,269,161	13.0	1,403,260
14790-Histopathology	Provides microscopic examination of tissue to study the manifestations of disease.	1.0	93,929	2.0	123,263
14835-Hospital Medicine	Provides medical care for acutely ill hospitalized patients.	33.0	7,668,932	32.0	7,522,521
14905-HUB Laboratory	Responsible for testing for, identifying, and diagnosing diseases based on tissue samples.	7.0	501,414	7.0	507,111
14945-ICU	Performs the administrative responsibilities for the ICU, including the residency program for the ICU.	0.0	52,283	0.0	0
15005-Infectious Disease	Provides medical care for diseases caused by bacteria, viruses, fungi, and parasites.	14.0	2,894,837	14.0	2,735,826
15090-In-Patient Transportation	Coordinates transportation for patients within CCHHS facilities.	51.0	3,341,556	51.0	3,112,803
15255-IV Chemotherapy	Consists of the nurses who provide intravenous (treatment through a patient's veins) chemotherapy support.	17.0	1,762,291	18.0	1,744,817
15425-Labor, Delivery, Recovery & Observation Ward 57	Consists of the nurses responsible for the labor, delivery, recovery and observation ward (Ward 57).	41.0	4,886,937	51.0	5,049,549
15445-Laboratory-Oak Forest	Responsible for the clinical laboratory at the Oak Forest site.	2.0	202,093	2.0	235,958
15455-Laborers	Manages CCHHS's facility construction projects.	1.0	106,222	1.0	118,460
15630-Machine Shop	Manages CCHHS's facility repairs and construction projects.	1.0	119,137	1.0	120,888
15655-Mail Services	Responsible for receiving and distributing mail within and outside of CCHHS.	4.0	513,432	4.0	489,743
15670-Main Emergency Room	Oversees the administrative and clerking responsibilities for the main emergency room.	33.0	3,020,636	31.0	2,555,604
15700-Mammography	Provides medical imaging that uses X-rays to diagnose and locate tumors of the breasts.	8.0	716,947	8.0	659,002
15805-Material Management	Responsible for coordinating the management and issuance of medical consumables and other items used within CCHHS.	55.0	10,396,941	51.5	11,840,484
15810-Material Management Services	Responsible for coordinating the management and issuance of medical consumables and other items used within CCHHS.	0.0	16,722	0.0	27
15830-Maternal Fetal Medicine	Provides close monitoring of high-risk patient pregnancies by providing care to minimize health issues for both mothers and babies.	6.0	1,395,223	8.0	1,892,973
15895-Medical Administration	Contains medical staff responsible for the overall functioning of the hospital and the associated clinics.	8.0	4,457,597	8.0	4,512,400
15920-Medical Education Administration	Oversees administrative functions for the medical education programs across CCHHS sites.	7.0	1,438,128	9.0	1,649,367
15930-Medical Education-Anesthesia	Consists of interns and post graduate students completing their anesthesia medical training at CCHHS.	39.0	2,924,036	39.0	2,825,929
15935-Medical Education-Emergency Medicine	Consists of interns and post graduate students completing their emergency medicine medical training at CCHHS.	67.0	5,169,883	68.0	4,803,096
15940-Medical Education-Medicine	Consists of interns and post graduate students completing their internal medicine medical training at CCHHS.	195.0	14,978,653	194.0	13,745,848
15945-Medical Education-Pediatrics	Consists of interns and post graduate students completing their pediatrics medical training at CCHHS.	17.0	1,191,169	16.0	1,132,455
15950-Medical Education-Radiology	Consists of interns and post graduate students completing their radiology medical training at CCHHS.	16.0	1,266,857	16.0	1,253,359
15955-Medical Education-Small Programs	Consists of fellows completing their medical training at CCHHS.	2.0	147,423	2.0	160,221
15960-Medical Education-Surgery	Consists of interns and post graduate students completing their general surgery medical training at CCHHS.	42.0	3,313,781	42.0	3,093,174

Program Description	2021		2022	
	FTE Pos.	Adopted	FTE Pos.	Appropriation
15975-Medical ICU	77.0	8,911,991	85.0	8,564,960
16005-Health Information Management (HIM)	60.0	8,505,087	59.0	9,494,745
16060-Medicine Administration	7.0	6,253,969	8.0	4,896,774
16065-Medicine Nursing Administration	15.0	537,192	3.0	201,436
16290-Neonatal ICU	46.0	6,513,514	53.0	6,755,262
16300-Neonatology - Clinical	3.0	433,626	3.0	427,571
16325-Network Diabetes/Endocrinology Program	25.0	2,162,271	1.0	79,834
16345-Neuroanesthesia	2.0	733,233	2.0	689,026
16350-Neurological Intensive Care	23.0	2,811,428	33.0	3,472,601
16360-Neurology Procedures	2.0	195,984	3.0	248,417
16365-Neurology-Clinical	11.0	2,839,462	37.0	5,961,508
16370-Neuro-Surgery	10.0	2,767,311	10.0	2,603,945
16450-Nuclear Medicine	6.0	1,714,186	6.0	1,779,126
16465-Nurse Epidemiology	5.0	748,257	5.0	728,295
16590-Nursing Professional Development & Education	8.0	1,596,658	29.0	4,830,923
16715-Oak Forest Pharmacy Services	0.0	1,335,547	0.0	0
16725-Nursing OB/GYN	1.0	175,072	3.0	308,797
16775-OB/GYN Administration	5.0	2,149,546	8.0	2,665,041
16795-Occupational Therapy Administration	1.0	46,091	0.0	161
16945-Oncology	12.0	2,833,456	13.0	2,952,706
16980-Operating Room Nursing	92.0	9,404,483	109.0	10,582,274
16985-Operating Rooms/post Anesthesiology Recovery Administration	5.0	663,319	6.0	749,024
17005-Ophthalmology-Administration	11.0	3,434,346	11.0	3,936,894
17020-Orthopedics Anesthesia	2.0	713,784	2.0	680,529
17030-Orthopedics	12.0	4,206,787	12.0	5,073,117
17045-Otolaryngology - Administration	4.7	2,348,060	6.0	2,267,458
17095-Pain Management	15.0	2,853,467	19.0	3,803,820
17445-Pediatrics	0.0	784,633	1.0	35,198
17450-Pediatric Anesthesia	4.0	1,576,984	4.0	1,563,145
17500-Pediatric Surgery	2.0	965,558	2.0	931,803
17520-Pediatrics-Medicine	41.0	10,610,498	46.0	11,115,478
17530-Peds. - ICU	27.5	2,813,158	33.0	3,125,902
17620-Pharmacy Inpatient Services	73.0	41,777,528	74.0	42,191,752
17630-Pharmacy Outpatient Services	85.0	17,003,372	84.0	16,975,850
17645-Phlebotomy	21.0	1,388,285	20.0	1,629,356
17690-Physical Therapy	36.0	4,497,516	38.0	4,728,815
17695-Physical Therapy Main	1.0	36,671	0.0	163
17775-Plant Operations	72.0	23,899,979	73.0	22,791,985

	Program Description	2021		2022	
		FTE Pos.	Adopted	FTE Pos.	Appropriation
17795-Plastic Surgery	Provides surgical treatment involving the restoration, reconstruction, or alteration of the human body.	5.0	1,444,083	6.0	1,511,650
17870-Nursing Administration	Responsible for the administrative operations and responsibilities for CCHHS nurses.	18.0	8,492,332	92.0	19,317,537
17900-Post Anesthesiology Recovery Wards 70 & 80	Provides care for patients recovering from general anesthesia, regional anesthesia, or local anesthesia.	31.0	3,628,127	46.0	4,792,338
17905-Post Graduate	Responsible for the administrative obligations and operations for post-graduate students including orientation, clinical assignments, training schedules, etc.	8.0	1,220,930	9.0	1,451,067
17930-Postanesthesia Care	Provides care for patients recovering from general anesthesia, regional anesthesia, or local anesthesia.	1.0	371,808	1.0	369,882
18260-Providing TB Clinical Services	Contains Department of Public Health staff that provides clinical services for the Tuberculosis program.	0.0	(2,106,621)	0.0	0
18280-Psychiatry Administration	Provides administrative support for the operations of the Department of Psychiatry.	5.0	1,237,006	5.0	1,203,517
18300-Psychiatry-Adolescent	Engages partners throughout the health system to provide psychiatric services for the diagnosis, treatment, and prevention of mental disorders for adolescents and their families.	2.0	239,505	2.0	243,638
18305-Psychiatry-Ambulatory	Provides psychiatric services for the diagnosis, treatment, and prevention of mental disorders in an ambulatory setting.	27.0	4,148,723	29.0	4,248,886
18310-Psychiatry-Child	Engages partners throughout the health system to provide psychiatric services for the diagnosis, treatment, and prevention of mental disorders for children and their families.	5.0	984,148	5.0	828,970
18395-Pulmonary Med - Respiratory Care	Provides comprehensive care for patients who suffer from deficiencies and abnormalities of the cardio-pulmonary system, consisting primarily of respiratory therapists.	48.0	7,138,480	48.0	8,355,089
18400-Pulmonary Medicine-Clinical	Provides comprehensive clinical care and support for patients with diseases affecting their cardio-pulmonary system.	23.0	4,622,154	23.0	4,443,737
18405-Pulmonary Procedures	Consists of staff responsible for providing laboratory results for patients who suffer from diseases affecting their cardio-pulmonary system.	3.0	220,167	4.0	257,767
18445-Quality Assurance	Responsible for the systematic measurement, monitoring, and reporting of CCHHS's quality of healthcare.	22.0	2,715,631	27.0	4,693,405
18485-Radiology	Provides high-quality, patient-centered imaging through the use of X-rays and other high-energy radiation for the diagnosis and treatment of disease.	28.0	10,129,216	25.0	9,142,713
18490-Radiology - General X-ray	Responsible for conducting and processing X-ray imaging.	42.0	5,460,095	41.0	5,687,424
18495-Radiology - Imaging Center	Responsible for centralizing and managing imaging tests and results.	0.0	217,028	0.0	0
18505-Radiology Administration	Oversees the administrative responsibilities and operations of the Department of Radiology.	27.0	3,399,110	28.0	4,594,677
18520-Radiology-Oak Forest	Provides high-quality, patient-centered imaging through the use of X-rays and other high-energy radiation for the diagnosis and treatment of disease at Oak Forest Healthcare Center.	8.0	1,117,355	8.0	752,416
18525-Radiology-Oncology	Provides medical specialty that involves the controlled use of radiation to treat cancer either for cure, or to reduce pain and other symptoms caused by cancer.	3.0	5,813,952	2.0	6,247,508
18530-Radiology-PACS	Responsible for radiology image storage and access of picture archiving and communication systems (PACS) at CCHHS.	2.0	2,771,639	2.0	2,763,531
18535-Radiology-Sectional Imaging	Provides cross-sectional imaging through the use CAT/CT scans, ultrasounds or MRI's that allows medical staff to view the body in cross-section slices.	40.0	3,882,696	44.0	3,753,016
18540-Radiology-Special Procedures	Provides diagnosis and minimally invasive procedures for the evaluation and treatment of numerous medical conditions.	4.0	948,010	4.0	857,531
18800-Patient Access	Contains staff who support and guide patients through registration, insurance verification, collections, accuracy in patient data, and also help navigate patient's healthcare needs within the system.	72.0	4,929,394	73.0	7,452,189
18825-Renal Dialysis	Provides patient dialysis services, which consists of removing excess water, solutes, and toxins from the blood in replacement of failed kidneys.	24.0	1,953,303	20.0	1,825,350
18830-Renal Diseases	Provides medical care for diseases that affect the kidneys and tissues involved in the renal system.	14.0	3,275,717	15.0	3,356,131
18850-Reproductive Endocrinology	Provides medical care support addressing hormonal functioning as it pertains to reproduction and infertility.	2.0	192,815	2.0	206,136
18940-Retro Virology	Provides care and antiretroviral medications for patients affected by retroviruses.	5.0	749,009	5.0	670,767
18960-Patient Financial Services	Provides assistance to CCHHS patients to help understand medical statements, resolve billing issues, provide financial assistance, and insurance eligibility and options.	31.0	2,120,708	65.0	3,945,812
18970-Rheumatology	Provides medical care for those with rheumatism, arthritis, and other disorders of the joints, muscles, and ligaments.	6.0	1,317,143	7.0	1,509,442
19085-Same Day Surgery	Provides outpatient surgical procedures.	24.0	2,506,155	25.0	2,468,947
19315-SICU Nursing	Consists of the nurses and support staff who provide care for patients who are critically ill and are recovering from surgeries and major procedures.	32.0	4,410,126	33.0	4,400,159
19365-Sleep Medicine	Provides diagnosis and therapy of sleep disturbances and disorders.	3.0	1,454,741	3.0	2,208,390
19560-Speech, Language And Hearing Services	Provides diagnosis and treatment for those with articulation issues, fluency problems, hearing, language impairment or recovering of language.	6.0	964,228	7.0	1,202,278

Program Description	2021		2022	
	FTE Pos.	Adopted	FTE Pos.	Appropriation
19625-Sterile Processing & Distribution (SPD) Services	43.0	3,745,283	42.0	4,015,941
19835-Surgery Administration	10.0	2,274,101	14.0	3,009,674
19895-Surgical Critical Care	4.0	1,110,799	4.0	1,058,857
20185-Telephone Room	7.0	315,766	6.0	308,865
20240-Tice Library	2.0	162,499	2.0	190,988
20375-Trauma Administration	20.0	4,581,134	20.0	4,622,371
20380-Trauma Anesthesia	19.0	2,808,379	19.0	2,802,854
20385-Trauma ICU	33.0	4,026,848	34.0	3,952,174
20395-Trauma Observation	16.0	1,816,630	18.0	1,808,598
20405-Trauma Resuscitation	15.0	1,641,848	15.0	1,642,440
20500-Urology	11.0	3,306,058	11.0	3,391,100
20525-Vascular Surgery	6.0	1,383,611	6.0	1,265,475
20760-Wound Management	4.0	478,818	4.0	490,164
21015-Clinical Engineering	0.0	6,796,815	0.0	7,000,000
21030-Oral Maxillofacial Surgery	8.0	1,126,016	9.0	1,436,882
21045-Pediatrics Clinic	13.0	1,236,683	0.0	0
21050-Family Planning Clinic	38.0	3,178,299	0.0	0
10155-Administration	5.0	35,262,714	5.0	64,044,225
10415-Ophthalmology	18.0	1,422,081	11.0	359,573
13500-Environmental Services	185.0	11,589,915	186.0	13,488,934
13845-Allergy Clinic	9.0	722,744	0.0	0
13850-Anticoagulation Clinic	3.0	215,156	0.0	0
14125-Gastroenterology-Clinical	16.0	4,438,176	16.0	4,362,444
14240-General Administration	0.0	143	0.0	0
14915-Human Resources	5.0	492,560	6.0	552,852
15190-Interpreter Services	21.0	4,537,428	21.0	5,144,914
16785-Occupational Medicine-Laboratory	1.0	90,931	1.0	104,731
16790-Occupational Therapy	16.0	1,696,863	17.0	1,903,119
17140-Pathology	10.0	822,773	10.0	856,852
17635-Mail Order Pharmacy	56.0	20,164,545	56.0	18,827,301
19040-Safety	2.0	590,002	2.0	636,015
19150-Security	50.0	4,108,853	50.0	4,002,977
19880-Surgery-Post Graduate	0.0	3,790,709	0.0	2,932,107
19915-Surg-Main Operating Room	0.0	14,578,910	0.0	16,270,000
20192-COVID-19	0.0	5,000,000	0.0	0
20985-Oral Surgery / ENT Clinic	16.0	1,471,343	5.0	166,420
20990-Surgical Specialty Clinic	20.0	1,774,356	3.0	239,501
20995-Minor Procedure Clinic	30.0	2,693,270	1.0	79,834

	Program Description	2021		2022	
		FTE Pos.	Adopted	FTE Pos.	Appropriation
21000-Oncology & Dermatology Clinic	Provides outpatient oncology treatment of rare, complex and recurrent cancer cases, typically seen in cancer centers, as well as dermatology procedures.	21.0	1,952,373	0.0	0
21005-Surgery Oncology Clinic	Provides outpatient care for a variety of more complex surgeries.	23.0	1,551,695	0.0	0
21155-Care Coordination	Responsible for the organization and coordination of a patient's care within and outside of the system's clinics and hospitals.	98.0	12,621,483	67.0	11,312,970
21160-Orthopedics Clinic	Provides outpatient treatment of conditions affecting the muscles and joints.	26.0	2,371,543	1.0	47,468
29165-General Store Inventory (IV)	Provide CCHHS with the efficient storage and distribution of medical goods, office supplies, and other items critical to operations.	0.0	16,324,037	0.0	21,653,022
18921-Cancer Center	Cancer Center : State-of-the-art cancer treatments with integrative and comprehensive care delivered by a team of specialists and other cancer experts provided to diverse population	4.0	251,567	13.0	996,264
18922-Rapid Response Team	Team of nurses providing advanced level of care to critical patients throughout the CCHHS	4.0	325,397	6.0	521,377
18923-Specialty Clinics Admin	Supervises and manages the administrative functions of outpatient specialty clinics	3.0	376,032	0.0	0
18924-Nursing Staffing Float Pool	Consists of the nursing pool to provide support as needed in CCHHS.	29.0	2,579,199	59.0	4,512,639
18928-Heart & Vascular Clinic	Provides the diagnosis, treatment, and prevention of heart conditions and heart disease.	13.0	669,776	7.0	270,657
18929-Neurology Clinic	Provides diagnosis and treatment of the nervous system.	1.0	38,320	0.0	0
18931-Nephrology Clinic	Provides diagnosis and treatment for the disorders of kidneys as well as hypertension disorders.	3.0	155,517	0.0	0
18936-Community Care Coordination	Responsible for the organization and coordination of a patient's care within and outside of the system's clinics and hospitals	0.0	0	0.0	947,888
Total		4,482.4	774,304,948	4,559.0	813,706,320

DISTRIBUTION BY APPROPRIATION CLASSIFICATION

Account	2021 Approved & Adopted	Department Request	President's Recommendation	Difference
Personal Services				
501005-Salaries and Wages of Employees With Benefits	399,943,200	398,523,582	398,523,582	(1,419,618)
501165-Planned Salary Adjustment	(2,186,211)	13,383,987	13,383,987	15,570,198
501210-Planned Overtime Compensation	26,719,967	29,105,506	29,105,506	2,385,539
501295-Salaries and Wages of Per Diem Employees	6,317,507	8,097,780	8,097,780	1,780,272
501420-Salaries and Wages of Employees Per Contract	3,010,192	3,848,711	3,848,711	838,520
501510-Mandatory Medicare Cost	6,402,651	6,650,170	6,650,170	247,518
501540-Worker's Compensation	2,767,539	3,467,617	3,467,617	700,078
501585-Insurance Benefits	68,100,089	58,425,274	58,425,274	(9,674,815)
501765-Professional Develop/Fees	1,441,924	1,871,922	1,871,922	429,999
501835-Transportation and Travel Expenses	71,608	276,921	276,921	205,313
Personal Services Total	512,588,466	523,651,470	523,651,470	11,063,004
Contractual Service				
520005-Ambulance Service	4,500,000	-	-	(4,500,000)
520029-Armored Car Service	20,400	24,500	24,500	4,100
520049-Scavenger and Hazardous Materail Services	278,279	688,402	688,402	410,123
520149-Communication Services	3,292,100	1,886,050	1,886,050	(1,406,050)
520189-Laundry and Linen Services	2,370,505	2,322,040	2,322,040	(48,465)
520209-Food Services	4,090,850	3,287,950	3,287,950	(802,900)
520259-Postage	216,203	210,191	210,191	(6,012)
520279-Shipping and Freight Services	1,605,420	1,595,027	1,595,027	(10,393)
520389-Contract Maintenance Service	977,490	2,442,650	2,442,650	1,465,160
520485-Graphics and Reproduction Services	614,510	647,403	647,403	32,893
520609-Advertising and Promotions	3,000	13,000	13,000	10,000
520649-Media Storage Services	14,780	13,982	13,982	(798)
520670-Purchased Services Not Otherwise Classified	6,171,028	8,018,681	8,018,681	1,847,653
520725-Loss and Valuation	2,500	2,500	2,500	0
520825-Professional Services	21,728,220	20,821,500	20,821,500	(906,720)
521005-Professional Legal Expenses	21,360,150	21,576,151	21,576,151	216,001
521119-Registry Services	7,396,789	15,500,014	15,500,014	8,103,225
521155-Managed Care Claims	780,000	-	-	(780,000)
521200-Laboratory Testing and Analysis	9,336,472	13,614,880	13,614,880	4,278,408
Contractual Service Total	84,758,696	92,664,921	92,664,921	7,906,225
Supplies & Materials				
530005-Food Supplies	48,500	47,045	47,045	(1,455)
530100-Wearing Apparel	143,177	186,907	186,907	43,730
530170-Institutional Supplies	2,704,294	2,627,575	2,627,575	(76,719)
530600-Office Supplies	298,947	266,017	266,017	(32,930)
530635-Books, Periodicals and Publish	150,484	189,423	189,423	38,939
530700-Multimedia Supplies	22,325	10,357	10,357	(11,968)
530785-Medical, Dental and Laboratory Supplies	48,979,886	58,820,644	58,820,644	9,840,758
530905-Pharmaceuticals Supplies	48,693,000	48,675,564	48,675,564	(17,436)
531645-Computer and Data Processing Supplies	1,795,975	393,042	393,042	(1,402,933)
Supplies & Materials Total	102,836,588	111,216,574	111,216,574	8,379,986
Operations & Maintenance				
540005-Utilities	7,785,964	8,973,325	8,973,325	1,187,361
540105-Moving Expense and Remodeling	10,000	-	-	(10,000)
540129-Maintenance and Subscription Services	49,253,165	51,999,210	51,999,210	2,746,045
540245-Automotive Operations and Maintenance	52,530	61,104	61,104	8,574
540345-Property Maintenance and Operations	7,107,934	6,103,696	6,103,696	(1,004,238)
Operations & Maintenance Total	64,209,593	67,137,335	67,137,335	2,927,742

DISTRIBUTION BY APPROPRIATION CLASSIFICATION

Account	2021 Approved & Adopted	Department Request	President's Recommendation	Difference
Rental & Leasing				
550005-Office and Data Processing Equip Rental	1,219,400	1,182,818	1,182,818	(36,582)
550029-Countywide Office and Data Processing Equip Rental	-	422	422	422
550129-Facility and Office Space Rental	3,526	-	-	(3,526)
550079-Medical Equipment Rental	28,391,431	29,414,608	29,414,608	1,023,177
Rental & Leasing Total	29,614,357	30,597,848	30,597,848	983,491
Contingencies & Special Purpose				
580031-Reimbursement Designated Fund	50,000	50,000	50,000	0
580215-Institution Memberships/FE	453,869	789,722	789,722	335,853
580299-General and Contingent NOC	1,849,125	1,900,000	1,900,000	50,875
580379-Appropriation Adjustments	(18,349,125)	(14,301,550)	(14,301,550)	4,047,575
580419-Appropriation Transfer	(3,706,621)	-	-	3,706,621
Contingencies & Special Purpose Total	(19,702,752)	(11,561,828)	(11,561,828)	8,140,924
Operating Funds Total	774,304,948	813,706,320	813,706,320	39,401,372

PERSONAL SERVICES - SUMMARY OF POSITIONS BY PROGRAM AND JOB CODE

Job Code/Title	Grade	2021 Approved & Adopted		2022 Department Request		2022 President's Recommendation	
		FTE Pos.	Salaries	FTE Pos.	Salaries	FTE Pos.	Salaries
10280-Admissions							
0907-Clerk V	11	24.0	1,220,339	24.0	1,203,435	24.0	1,203,435
0919-Business Office Supervisor	13	2.0	118,980	1.0	57,624	1.0	57,624
5507-Pat Access Supervisor Fin Coun	21	1.0	103,302	1.0	107,055	1.0	107,055
6641-Patient Access Qual Mgmt Coord	18	2.0	122,960	3.0	200,337	3.0	200,337
7870-Patient Access Quality Mgmt Coord, Billing	18	1.0	52,310	1.0	56,083	1.0	56,083
		30.0	\$1,617,891	30.0	\$1,624,535	30.0	\$1,624,535
10325-Adult and Ambulatory Anesthesia							
0907-Clerk V	11	1.0	39,707	-	-	-	-
1641-Attending Physician XI	K11	2.0	629,673	2.0	575,836	2.0	575,836
1642-Attending Physician XII	K	2.0	687,244	2.0	701,094	2.0	701,094
1657-Attending Physician Sr XI	K11	1.0	314,836	1.0	314,837	1.0	314,837
6545-Attending Physician XI-SC	K	1.0	370,003	1.0	377,459	1.0	377,459
6547-Attending Physician XII-SC	K	5.0	1,521,486	5.0	1,561,291	5.0	1,561,291
6563-Attend Physician Sr XII SC	K	2.0	745,152	2.0	760,166	2.0	760,166
7117-Attending Physician XII-SC-NON	K12	1.0	392,402	1.0	392,402	1.0	392,402
8737-Gen Anesthesiologist	K	1.0	108,894	1.0	313,999	1.0	313,999
		16.0	\$4,809,397	15.0	\$4,997,084	15.0	\$4,997,084
10330-Adult Cardiology Procedures							
1608-MRI Technician	17	-	-	1.0	52,354	1.0	52,354
1816-Physician Assistant I	22	1.0	115,838	2.0	222,918	2.0	222,918
1844-Medical Technologist II	T16	1.0	65,320	1.0	68,212	1.0	68,212
1845-Medical Technologist III	T18	4.0	326,839	4.0	326,839	4.0	326,839
4689-CAT TECHNOLOGIST II	18	-	-	4.0	224,332	4.0	224,332
7064-Mgr of Cardiac Sonographers	23	1.0	92,274	1.0	94,136	1.0	94,136
7671-Cardiac Sonographer I	18	2.0	117,293	3.0	181,550	3.0	181,550
7672-Cardiac Sonographer II	19	3.0	209,477	4.0	319,829	4.0	319,829
7673-Cardiac Sonographer III	20	1.0	86,434	2.0	165,570	2.0	165,570
7686-Cardiac Electrophysiologist	K12	-	-	1.0	350,000	1.0	350,000
7785-Clinical Laboratory Assistant	13	1.0	36,714	-	-	-	-
		14.0	\$1,050,190	23.0	\$2,005,740	23.0	\$2,005,740
10335-Adult Cardiology-Clinical							
0050-Administrative Assistant IV	18	1.0	85,652	1.0	83,834	1.0	83,834
0253-Business Manager III	22	1.0	109,832	2.0	191,980	2.0	191,980
0907-Clerk V	11	3.0	162,228	3.0	122,678	3.0	122,678
1816-Physician Assistant I	22	-	-	3.0	296,048	3.0	296,048
1843-Medical Technologist I	14	1.0	57,782	1.0	59,970	1.0	59,970
1941-Clinical Nurse I	FA	3.0	289,594	4.0	380,517	4.0	380,517
1942-Clinical Nurse II	FB	1.0	85,186	1.0	88,314	1.0	88,314
3990-APN-Nurse Practitioner	FF	3.0	369,119	3.0	383,477	3.0	383,477
3991-APN-Clinical Nurse Specialist	FF	1.0	130,798	-	-	-	-
5174-Mgr of Systems & Operations	23	-	-	1.0	79,932	1.0	79,932
5479-Interventional Cardiologist	K	3.0	1,022,885	3.0	1,289,123	3.0	1,289,123
6174-Ch of the Div of Ad Cardil Cl	K12	1.0	474,179	1.0	474,179	1.0	474,179
6549-Attending Physician IX-SC	K	4.0	1,354,182	7.0	1,882,053	7.0	1,882,053
6553-Medical Div Chair IX SC	K	1.0	364,437	1.0	371,782	1.0	371,782
6688-PACS Administrator	21	1.0	111,644	1.0	111,644	1.0	111,644
6819-Cardiology Fellow Program Dir	K12	1.0	359,804	1.0	359,804	1.0	359,804
6848-Dir Cardiac Cath Laboratory	K12	1.0	421,081	1.0	421,081	1.0	421,081
6870-Dir of Advanced Cardiac Cath	K12	1.0	340,000	1.0	340,000	1.0	340,000
7117-Attending Physician XII-SC-NON	K12	1.0	366,784	1.0	366,784	1.0	366,784

PERSONAL SERVICES - SUMMARY OF POSITIONS BY PROGRAM AND JOB CODE

Job Code/Title	Grade	2021 Approved & Adopted		2022 Department Request		2022 President's Recommendation	
		FTE Pos.	Salaries	FTE Pos.	Salaries	FTE Pos.	Salaries
7038-Research Manager Cardiology	23	1.0	90,890	1.0	90,890	1.0	90,890
7671-Cardiac Sonographer I	18	1.0	65,330	1.0	68,360	1.0	68,360
7672-Cardiac Sonographer II	19	1.0	78,872	1.0	82,604	1.0	82,604
7686-Cardiac Electrophysiologist	K12	1.0	425,000	1.0	425,000	1.0	425,000
8842-Manager of Non-Invasive & Outpatient Services	NS3	1.0	109,437	1.0	123,352	1.0	123,352
		33.0	\$6,874,718	41.0	\$8,093,409	41.0	\$8,093,409
10355-Emergency Services Nursing							
0048-Administrative Assistant III	16	1.0	66,743	1.0	67,861	1.0	67,861
1722-Associate Director of Nursing	NS4	-	-	1.0	135,272	1.0	135,272
1941-Clinical Nurse I	FA	106.0	9,442,987	131.0	11,696,110	131.0	11,696,110
1942-Clinical Nurse II	FB	13.0	1,338,170	11.0	1,171,524	11.0	1,171,524
1943-Nurse Clinician	FC	2.0	224,137	2.0	224,137	2.0	224,137
2064-Emergency Room Technician II	16	26.0	1,653,565	26.0	1,648,814	26.0	1,648,814
5384-Nurse Coordinator II	NS2	3.0	349,583	4.0	469,035	4.0	469,035
6803-Dir of Emergency Room & Trauma	24	1.0	189,353	-	-	-	-
8125-Director of Emergency Room & Trauman-Nursing	24	-	-	1.0	180,000	1.0	180,000
		152.0	\$13,264,539	177.0	\$15,592,754	177.0	\$15,592,754
10470-Anatomical Pathology-Surgical & Autopsy							
1899-Pathologist Assistant	CE	1.0	43,807	1.0	37,390	1.0	37,390
4155-Pathologist Extender II	22	2.0	231,167	2.0	233,353	2.0	233,353
5395-Laboratory Services Manager	23	1.0	79,930	1.0	119,947	1.0	119,947
7826-Medical Laboratory Scientist	20	-	-	1.0	62,912	1.0	62,912
		4.0	\$354,904	5.0	\$453,602	5.0	\$453,602
10475-Ancillary Services							
0048-Administrative Assistant III	16	1.0	67,494	1.0	66,743	1.0	66,743
4003-Health Svces Representative I	11	16.0	806,081	16.0	814,345	16.0	814,345
7028-Administrative Asst V-CCHHS	20	1.0	106,022	-	-	-	-
		18.0	\$979,598	17.0	\$881,088	17.0	\$881,088
10485-Anesthesiology - Medical Staff							
1642-Attending Physician XII	K	1.0	169,383	-	-	-	-
8737-Gen Anesthesiologist	K	1.0	308,988	1.0	108,894	1.0	108,894
		2.0	\$478,371	1.0	\$108,894	1.0	\$108,894
10490-Anesthesiology And Pain Services Administration, Teaching and Research							
0293-Administrative Analyst III	21	1.0	106,544	1.0	108,690	1.0	108,690
1771-Med Dep Chair Anesthesiology	K12	1.0	472,745	1.0	472,745	1.0	472,745
6250-Residency Program Coordinator	19	1.0	76,792	1.0	80,052	1.0	80,052
6547-Attending Physician XII-SC	K	-	-	7.0	2,240,000	7.0	2,240,000
		3.0	\$656,081	10.0	\$2,901,486	10.0	\$2,901,486
10535-Ante Partum/OB-4S							
0909-Ward Clerk	DE	-	-	2.0	70,000	2.0	70,000
1941-Clinical Nurse I	FA	12.0	1,149,642	19.0	1,771,184	19.0	1,771,184
1942-Clinical Nurse II	FB	4.0	423,337	4.0	423,708	4.0	423,708
4826-Health Advocate - Inpatient	11	5.0	239,843	4.0	203,392	4.0	203,392
6823-Ward Clerk (SEIU 73)	CG	4.0	176,858	4.0	176,139	4.0	176,139
7693-Clinical Nurse I, Labor & Delivery, Bilingual	FA	1.0	70,618	-	-	-	-
9081-Patient Care Technician	11	-	-	1.0	34,278	1.0	34,278
		26.0	\$2,060,299	34.0	\$2,678,702	34.0	\$2,678,702
10975-Breast Oncology							
1649-Medical Div Chairman XII	K	1.0	365,769	1.0	365,769	1.0	365,769
1816-Physician Assistant I	22	2.0	251,874	2.0	255,249	2.0	255,249
6561-Attending Physician X-SC	K	1.0	339,623	1.0	346,465	1.0	346,465

PERSONAL SERVICES - SUMMARY OF POSITIONS BY PROGRAM AND JOB CODE

Job Code/Title	Grade	2021 Approved & Adopted		2022 Department Request		2022 President's Recommendation	
		FTE Pos.	Salaries	FTE Pos.	Salaries	FTE Pos.	Salaries
10060-Integrated Care		4.0	\$957,266	4.0	\$967,483	4.0	\$967,483
0051-Administrative Assistant V	20	1.0	92,417	1.0	78,243	1.0	78,243
0907-Clerk V	11	1.0	54,076	1.0	54,076	1.0	54,076
5505-Clinical Case Manager	FC	5.0	328,933	-	-	-	-
6700-Care Coordinator-Brain Injury	17	-	-	1.0	73,281	1.0	73,281
6746-Patient Transport Coordinator	14	5.0	273,393	5.0	281,797	5.0	281,797
6795-Comm Based Nurse Care Coord	FC	33.0	3,616,614	33.0	3,726,778	33.0	3,726,778
6807-Dir Complex Care Coordination	24	1.0	189,353	1.0	189,353	1.0	189,353
6808-Mgr Complex Care Coordination	23	3.0	291,926	3.0	295,844	3.0	295,844
6810-Community Health Worker	12	21.0	960,975	21.0	996,997	21.0	996,997
6811-CommunityBasedSocWorkCareCoord	19	17.0	1,394,987	15.0	1,263,267	15.0	1,263,267
6818-Bilingl Patient Care Navigator	13	1.0	48,083	2.0	89,449	2.0	89,449
6969-Expanded Drug Testing Coordina	17	1.0	51,509	1.0	52,550	1.0	52,550
6991-Behav Hlth Triage Soc Wrker	19	1.0	60,423	1.0	61,639	1.0	61,639
6992-Home/Comm Basd Srvs Ref Coord	15	3.0	164,101	3.0	171,074	3.0	171,074
6993-Care Coordination Cust Srv Rep	13	4.0	183,558	4.0	197,659	4.0	197,659
7028-Administrative Asst V-CCHHS	20	2.0	186,950	2.0	191,781	2.0	191,781
7066-Housing Director	24	1.0	104,560	1.0	104,560	1.0	104,560
7154-Director of CareLink	24	1.0	98,838	-	-	-	-
7606-Manager of Community Health Workers	23	1.0	89,806	1.0	89,806	1.0	89,806
7660-Integrated Care Logistcs Manager	23	1.0	84,404	1.0	86,105	1.0	86,105
7661-Care Coordination Scheduler	13	3.0	136,438	3.0	148,270	3.0	148,270
7780-Patient Transportation Coordinator, Bilingual	14	1.0	46,910	1.0	46,910	1.0	46,910
7799-Patient Conceirge	12	2.0	70,274	2.0	77,310	2.0	77,310
8730-Transfer Center Nurse	23	-	-	1.0	93,140	1.0	93,140
9131-Comm Based Complex Care Coord Clinical Training Mgr	23	-	-	2.0	159,865	2.0	159,865
		109.0	\$8,528,528	106.0	\$8,529,753	106.0	\$8,529,753
20355-Transfusion Medicine							
1843-Medical Technologist I	14	1.0	64,998	1.0	64,998	1.0	64,998
1844-Medical Technologist II	T16	3.0	219,965	2.0	144,875	2.0	144,875
1845-Medical Technologist III	T18	3.0	233,496	2.0	172,162	2.0	172,162
1847-Blood Laboratory Supervisor	17	1.0	80,581	1.0	80,581	1.0	80,581
5396-CI Lab Automated Svs Supv	20	1.0	101,548	1.0	101,550	1.0	101,550
7826-Medical Laboratory Scientist	20	-	-	2.0	125,823	2.0	125,823
		9.0	\$700,588	9.0	\$689,989	9.0	\$689,989
11100-Burn Nursing ICU							
1941-Clinical Nurse I	FA	20.0	1,845,625	18.0	1,723,642	18.0	1,723,642
1942-Clinical Nurse II	FB	4.0	426,816	4.0	426,816	4.0	426,816
4826-Health Advocate - Inpatient	11	6.0	285,611	3.0	151,185	3.0	151,185
5384-Nurse Coordinator II	NS2	1.0	120,090	1.0	122,509	1.0	122,509
6823-Ward Clerk (SEIU 73)	CG	4.0	174,264	4.0	159,956	4.0	159,956
9041-Burn Patient Program Coordinator	20	-	-	1.0	62,912	1.0	62,912
9081-Patient Care Technician	11	-	-	2.0	68,557	2.0	68,557
		35.0	\$2,852,407	33.0	\$2,715,577	33.0	\$2,715,577
11110-Burn Services							
1649-Medical Div Chairman XII	K	1.0	487,544	1.0	487,544	1.0	487,544
1794-Post Graduate Level Physician	J1	1.0	58,238	1.0	61,102	1.0	61,102
1941-Clinical Nurse I	FA	-	-	4.0	352,202	4.0	352,202
6544-Attending Physician VI-SC	K	1.0	236,585	1.0	236,585	1.0	236,585
6573-Medical Department Associate Chair, Surgery	K	1.0	167,697	1.0	167,697	1.0	167,697

PERSONAL SERVICES - SUMMARY OF POSITIONS BY PROGRAM AND JOB CODE

Job Code/Title	Grade	2021 Approved & Adopted		2022 Department Request		2022 President's Recommendation	
		FTE Pos.	Salaries	FTE Pos.	Salaries	FTE Pos.	Salaries
7117-Attending Physician XII-SC-NON	K12	1.0	265,179	1.0	265,179	1.0	265,179
		5.0	\$1,215,243	9.0	\$1,570,310	9.0	\$1,570,310
11165-Call Center							
0907-Clerk V	11	2.0	108,152	2.0	88,377	2.0	88,377
6485-Call Center Manager	23	1.0	90,956	1.0	92,788	1.0	92,788
6486-Call Center Supervisor	18	2.0	127,552	3.0	182,435	3.0	182,435
6488-Call Center Operations Analyst	18	1.0	84,440	1.0	52,310	1.0	52,310
6489-Call Center Cust Sevice Rep	13	30.0	1,698,745	28.0	1,569,972	28.0	1,569,972
6683-Call Ctr Document Processor	12	4.0	201,250	3.0	160,816	3.0	160,816
7717-Call Center Customer Service Representative, Bilingual	13	2.0	89,498	2.0	95,193	2.0	95,193
		42.0	\$2,400,591	40.0	\$2,241,891	40.0	\$2,241,891
11215-Cardiology - EKG/VCG							
1794-Post Graduate Level Physician	J1	1.0	54,043	1.0	70,418	1.0	70,418
7671-Cardiac Sonographer I	18	1.0	65,758	1.0	68,840	1.0	68,840
		2.0	\$119,801	2.0	\$139,258	2.0	\$139,258
11225-Cardiothoracic Anesthesia							
6556-Medical Div Chair XII-SC	K	1.0	408,526	1.0	416,761	1.0	416,761
6563-Attend Physician Sr XII SC	K	1.0	386,466	1.0	394,254	1.0	394,254
		2.0	\$794,992	2.0	\$811,015	2.0	\$811,015
11230-Cardio-Thoracic Surgery							
1816-Physician Assistant I	22	3.0	333,863	3.0	343,879	3.0	343,879
6125-Chair of Div of Cardioth Surg	K12	1.0	491,589	1.0	491,589	1.0	491,589
6547-Attending Physician XII-SC	K	-	-	1.0	388,055	1.0	388,055
7117-Attending Physician XII-SC-NON	K12	3.0	1,393,789	2.0	1,042,848	2.0	1,042,848
		7.0	\$2,219,241	7.0	\$2,266,370	7.0	\$2,266,370
11310-Catheterization Laboratory							
1941-Clinical Nurse I	FA	3.0	286,887	3.0	286,266	3.0	286,266
1942-Clinical Nurse II	FB	1.0	96,664	1.0	102,428	1.0	102,428
4826-Health Advocate - Inpatient	11	1.0	43,690	1.0	46,939	1.0	46,939
5384-Nurse Coordinator II	NS2	1.0	115,910	1.0	118,244	1.0	118,244
7659-Electrophysiology Nurse	FE	2.0	227,026	2.0	244,302	2.0	244,302
		8.0	\$770,177	8.0	\$798,179	8.0	\$798,179
11735-Clinical & Anatomical Services-Administration							
0048-Administrative Assistant III	16	1.0	66,743	1.0	69,290	1.0	69,290
0907-Clerk V	11	1.0	54,076	1.0	54,076	1.0	54,076
1892-Laboratory Assistant	CC	1.0	41,929	1.0	41,929	1.0	41,929
4155-Pathologist Extender II	22	1.0	107,381	1.0	109,545	1.0	109,545
5395-Laboratory Services Manager	23	1.0	79,930	1.0	79,932	1.0	79,932
5396-CI Lab Automated Svcs Supv	20	1.0	101,548	1.0	101,550	1.0	101,550
5400-CI Lab Transfusion Svcs Sy Mgr	23	1.0	79,930	1.0	106,261	1.0	106,261
5401-CI Lab Transfusion Svcs Supv I	20	1.0	101,548	1.0	101,550	1.0	101,550
5402-CI Lab Pre-Anly Sv Phleb Sup I	20	1.0	91,595	1.0	93,270	1.0	93,270
6191-Ch of the Dept of Pathology	K12	1.0	390,723	1.0	390,723	1.0	390,723
6544-Attending Physician VI-SC	K	4.0	1,073,468	4.0	1,087,674	4.0	1,087,674
6548-Attending Physician VIII-SC	K	5.0	1,123,501	5.0	1,146,140	5.0	1,146,140
6553-Medical Div Chair IX SC	K	1.0	337,968	1.0	344,774	1.0	344,774
6562-Attending Physician Sr XI SC	K	1.0	394,000	1.0	401,940	1.0	401,940
7028-Administrative Asst V-CCHHS	20	1.0	106,022	1.0	106,022	1.0	106,022
7826-Medical Laboratory Scientist	20	1.0	62,912	-	-	-	-
7825-Laboratory Svcs Supervisor	21	1.0	69,164	1.0	91,691	1.0	91,691
8121-Senior Director of Laboratory Medicine	24	1.0	161,262	1.0	161,262	1.0	161,262

PERSONAL SERVICES - SUMMARY OF POSITIONS BY PROGRAM AND JOB CODE

Job Code/Title	Grade	2021 Approved & Adopted		2022 Department Request		2022 President's Recommendation	
		FTE Pos.	Salaries	FTE Pos.	Salaries	FTE Pos.	Salaries
11750-Clinical Biochemistry- Point of Care							
1844-Medical Technologist II	T16	1.0	76,810	1.0	76,810	1.0	76,810
7826-Medical Laboratory Scientist	20	1.0	62,912	1.0	62,912	1.0	62,912
		2.0	\$139,722	2.0	\$139,722	2.0	\$139,722
11755-Clinical Chemistry							
1842-Laboratory Technician III	13	1.0	57,951	1.0	60,116	1.0	60,116
1843-Medical Technologist I	14	10.0	636,430	10.0	621,519	10.0	621,519
1844-Medical Technologist II	T16	6.0	444,447	6.0	446,753	6.0	446,753
1845-Medical Technologist III	T18	2.0	166,935	2.0	141,072	2.0	141,072
7785-Clinical Laboratory Assistant	13	3.0	110,142	2.0	73,428	2.0	73,428
7826-Medical Laboratory Scientist	20	1.0	62,912	1.0	62,912	1.0	62,912
		23.0	\$1,478,816	22.0	\$1,405,800	22.0	\$1,405,800
11765-Clinical Hematology							
1943-Nurse Clinician	FC	1.0	111,724	-	-	-	-
6549-Attending Physician IX-SC	K	1.0	275,681	1.0	169,383	1.0	169,383
6562-Attending Physician Sr XI SC	K	1.0	342,595	1.0	349,502	1.0	349,502
		3.0	\$730,000	2.0	\$518,885	2.0	\$518,885
11775-Clinical Lab-Immunology							
1843-Medical Technologist I	14	1.0	64,998	1.0	64,998	1.0	64,998
1844-Medical Technologist II	T16	1.0	76,810	1.0	76,810	1.0	76,810
5396-CI Lab Automated Svs Supv	20	1.0	93,246	1.0	95,131	1.0	95,131
7785-Clinical Laboratory Assistant	13	1.0	36,714	1.0	36,714	1.0	36,714
7843-Medical Technologist Trainee	13	1.0	36,714	1.0	36,714	1.0	36,714
		5.0	\$308,482	5.0	\$310,367	5.0	\$310,367
11790-Clinical Laboratory-Microbiology							
0293-Administrative Analyst III	21	1.0	69,164	1.0	101,107	1.0	101,107
1841-Laboratory Technician II	10	1.0	44,518	1.0	44,751	1.0	44,751
1842-Laboratory Technician III	13	3.0	179,107	3.0	179,107	3.0	179,107
1843-Medical Technologist I	14	2.0	123,700	2.0	124,469	2.0	124,469
1844-Medical Technologist II	T16	8.0	577,687	8.0	573,356	8.0	573,356
1845-Medical Technologist III	T18	5.0	429,562	5.0	430,199	5.0	430,199
1861-Microbiologist I	14	1.0	64,998	1.0	64,998	1.0	64,998
1862-Microbiologist II	T16	1.0	76,810	1.0	76,810	1.0	76,810
1889-Laboratory Aide	CB	1.0	37,715	1.0	37,715	1.0	37,715
3990-APN-Nurse Practitioner	FF	2.0	261,597	2.0	261,597	2.0	261,597
5403-CI Lab Virol Molecular Sv Sp I	20	1.0	92,711	1.0	94,583	1.0	94,583
6194-Ch of the Div of Micro Viro	K12	1.0	218,958	1.0	310,000	1.0	310,000
7826-Medical Laboratory Scientist	20	1.0	62,912	1.0	62,912	1.0	62,912
		28.0	\$2,239,439	28.0	\$2,361,605	28.0	\$2,361,605
11900-Colon Rectal Services							
1649-Medical Div Chairman XII	K	1.0	382,993	1.0	382,993	1.0	382,993
6139-Chr of the Div of Colon Rectal	K12	1.0	414,936	1.0	414,936	1.0	414,936
6547-Attending Physician XII-SC	K	1.0	289,727	1.0	295,566	1.0	295,566
6556-Medical Div Chair XII-SC	K	1.0	406,211	1.0	414,397	1.0	414,397
		4.0	\$1,493,867	4.0	\$1,507,892	4.0	\$1,507,892
12265-Coronary Care Unit							
1941-Clinical Nurse I	FA	16.0	1,519,838	16.0	1,492,619	16.0	1,492,619
1942-Clinical Nurse II	FB	5.0	533,520	5.0	533,520	5.0	533,520
4826-Health Advocate - Inpatient	11	5.0	248,683	4.0	198,243	4.0	198,243
6823-Ward Clerk (SEIU 73)	CG	-	-	1.0	34,530	1.0	34,530

PERSONAL SERVICES - SUMMARY OF POSITIONS BY PROGRAM AND JOB CODE

Job Code/Title	Grade	2021 Approved & Adopted		2022 Department Request		2022 President's Recommendation	
		FTE Pos.	Salaries	FTE Pos.	Salaries	FTE Pos.	Salaries
12530-Cytopathology		26.0	\$2,302,041	26.0	\$2,258,912	26.0	\$2,258,912
1842-Laboratory Technician III	13	1.0	60,578	1.0	60,578	1.0	60,578
2047-Cytotechnologist II	20	3.0	303,359	3.0	275,883	3.0	275,883
4595-Clinical Laboratory Supv III	21	1.0	111,644	1.0	69,164	1.0	69,164
		5.0	\$475,581	5.0	\$405,625	5.0	\$405,625
12700-Dermatology							
0293-Administrative Analyst III	21	1.0	90,854	1.0	92,683	1.0	92,683
1794-Post Graduate Level Physician	J1	2.0	122,204	2.0	128,193	2.0	128,193
1943-Nurse Clinician	FC	1.0	112,069	1.0	112,068	1.0	112,068
5433-Att Physician Dermatology	K	1.0	346,048	-	-	-	-
6175-Ch of the Div of Dermatology	K12	-	-	1.0	420,000	1.0	420,000
6553-Medical Div Chair IX SC	K	1.0	332,062	-	-	-	-
6556-Medical Div Chair XII-SC	K	1.0	391,983	1.0	399,881	1.0	399,881
6561-Attending Physician X-SC	K	2.0	604,237	4.0	978,259	4.0	978,259
		9.0	\$1,999,457	10.0	\$2,131,085	10.0	\$2,131,085
13305-Emergency Medicine Administration							
0293-Administrative Analyst III	21	3.0	298,430	3.0	263,052	3.0	263,052
0295-Administrative Analyst V	23	1.0	109,828	1.0	112,044	1.0	112,044
0919-Business Office Supervisor	13	1.0	59,072	1.0	59,925	1.0	59,925
1524-Medical Social Worker III	17	1.0	73,730	1.0	73,730	1.0	73,730
1652-Attending Physician Senior 6	K	0.8	151,585	0.5	104,161	0.5	104,161
1816-Physician Assistant I	22	9.0	1,203,495	9.0	1,195,418	9.0	1,195,418
5200-Health Systems Emerg Mgmt Coor	20	1.0	87,410	1.0	62,912	1.0	62,912
5237-Emergency Medical Systems Educ	17	3.0	224,578	3.0	230,970	3.0	230,970
6159-Ch of Dept of Emergency Med	K12	1.0	432,000	1.0	432,000	1.0	432,000
6160-Ch of the Div of Toxicology	K12	1.0	375,051	1.0	375,051	1.0	375,051
6161-Ch of the Div of Ultra Sound	K12	-	-	1.0	293,000	1.0	293,000
6162-Ch of the Div of Emerg Med Ed	K12	1.0	325,000	1.0	325,000	1.0	325,000
6164-Ch of the Div of Research	K12	1.0	330,000	1.0	330,000	1.0	330,000
6165-Ch of the Div of Ad Em Med Sv	K12	1.0	373,659	1.0	373,659	1.0	373,659
6251-Assistant Program Coordinator - CHHS	18	1.0	57,576	1.0	58,735	1.0	58,735
6276-Ch of the Div of Pre Hosp Med	K12	1.0	373,761	1.0	373,761	1.0	373,761
6544-Attending Physician VI-SC	K	2.0	450,990	2.0	473,115	2.0	473,115
6549-Attending Physician IX-SC	K	17.0	4,781,327	17.0	4,725,851	17.0	4,725,851
6561-Attending Physician X-SC	K	5.0	1,580,444	5.0	1,612,284	5.0	1,612,284
6611-Attending Physician Sr X-SC	K	1.0	355,458	1.0	362,619	1.0	362,619
6872-Chair of the Div of Pediatrics	K12	1.0	311,634	1.0	311,634	1.0	311,634
7028-Administrative Asst V-CCHHS	20	2.0	209,120	2.0	212,044	2.0	212,044
7054-Research Associate - CCHHS	18	1.0	75,055	1.0	76,383	1.0	76,383
7347-Attending Physician XI Non Union	K	-	-	1.0	355,297	1.0	355,297
7747-Emergency Medical Services Manager	23	1.0	107,002	1.0	109,159	1.0	109,159
7801-Residency Program Director, Emergency Medicine	K12	1.0	315,000	1.0	315,000	1.0	315,000
		57.8	\$12,661,205	59.5	\$13,216,805	59.5	\$13,216,805
13390-Employee Health Service							
0253-Business Manager III	22	1.0	87,388	1.0	89,148	1.0	89,148
0907-Clerk V	11	1.0	54,076	1.0	54,076	1.0	54,076
1942-Clinical Nurse II	FB	2.0	213,408	2.0	213,408	2.0	213,408
1943-Nurse Clinician	FC	1.0	112,069	1.0	112,068	1.0	112,068
3990-APN-Nurse Practitioner	FF	2.0	257,784	2.0	257,785	2.0	257,785
5296-Medical Assistant	12	2.0	100,920	2.0	100,946	2.0	100,946

PERSONAL SERVICES - SUMMARY OF POSITIONS BY PROGRAM AND JOB CODE

Job Code/Title	Grade	2021 Approved & Adopted		2022 Department Request		2022 President's Recommendation	
		FTE Pos.	Salaries	FTE Pos.	Salaries	FTE Pos.	Salaries
6544-Attending Physician VI-SC	K	2.0	507,991	2.0	518,224	2.0	518,224
6559-Attend Physician Sr VII-SC	K	1.0	108,894	-	-	-	-
8119-Medical Director - Employee Health Services	K12	-	-	1.0	290,000	1.0	290,000
		12.0	\$1,442,529	12.0	\$1,635,656	12.0	\$1,635,656
13435-Endocrinology-Clinical							
1816-Physician Assistant I	22	-	-	1.0	94,484	1.0	94,484
2035-Physical Therapist II	19	-	-	1.0	80,746	1.0	80,746
3990-APN-Nurse Practitioner	FF	2.0	260,303	2.0	260,304	2.0	260,304
6546-Attending Physician VII-SC	K	3.0	667,802	3.0	681,881	3.0	681,881
6555-Medical Div Chair XI SC	K	1.0	337,407	1.0	344,206	1.0	344,206
6557-Attending Physician Sr V-SC	K	1.0	280,440	1.0	286,092	1.0	286,092
6559-Attend Physician Sr VII-SC	K	1.0	263,212	1.0	268,514	1.0	268,514
6560-Attend Physician Sr VIII-SC	K	1.0	293,388	1.0	299,300	1.0	299,300
7028-Administrative Asst V-CCHHS	20	1.0	106,022	1.0	106,022	1.0	106,022
7748-Cluster Medical Director of Endocrinology	K12	1.0	269,000	1.0	269,000	1.0	269,000
		11.0	\$2,477,574	13.0	\$2,690,547	13.0	\$2,690,547
13440-Endoscopy							
0907-Clerk V	11	-	-	1.0	34,301	1.0	34,301
0927-Administrative Aide CCU	CE	-	-	1.0	45,011	1.0	45,011
1941-Clinical Nurse I	FA	18.0	1,669,525	22.0	1,971,560	22.0	1,971,560
1942-Clinical Nurse II	FB	3.0	313,897	3.0	315,577	3.0	315,577
1965-Licensed Practical Nurse I	PN1	-	-	1.0	39,522	1.0	39,522
4826-Health Advocate - Inpatient	11	1.0	41,288	3.0	136,815	3.0	136,815
6820-Transporter (SEIU 73)	CE	1.0	43,807	-	-	-	-
6823-Ward Clerk (SEIU 73)	CG	2.0	90,022	1.0	45,011	1.0	45,011
7051-Endoscopy Technician	13	6.0	292,681	6.0	300,111	6.0	300,111
7450-Clinical Manager Ambulatory Procedure Unit	NS3	1.0	109,437	1.0	119,594	1.0	119,594
7990-Certified Surgical Tech	14	-	-	1.0	42,218	1.0	42,218
		32.0	\$2,560,658	40.0	\$3,049,721	40.0	\$3,049,721
13700-Family and Community Medicine							
0048-Administrative Assistant III	16	1.0	59,835	1.0	62,375	1.0	62,375
0051-Administrative Assistant V	20	1.0	93,324	-	-	-	-
0293-Administrative Analyst III	21	1.0	92,589	1.0	69,164	1.0	69,164
1652-Attending Physician Senior 6	K	2.0	441,782	2.0	450,685	2.0	450,685
1793-Chief Resident	J2	3.0	207,210	3.0	218,892	3.0	218,892
1794-Post Graduate Level Physician	J1	39.0	2,321,631	39.0	2,377,254	39.0	2,377,254
6460-Ch of the Dpt of Fam & Com Med	K12	1.0	335,510	1.0	335,510	1.0	335,510
6544-Attending Physician VI-SC	K	9.0	1,802,147	11.0	2,172,185	11.0	2,172,185
6545-Attending Physician XI-SC	K	1.0	267,907	1.0	273,307	1.0	273,307
6546-Attending Physician VII-SC	K	2.0	481,294	2.0	490,991	2.0	490,991
6558-Attending Physician Sr VI-SC	K	5.0	1,195,227	3.0	706,728	3.0	706,728
6560-Attend Physician Sr VIII-SC	K	1.0	274,767	1.0	266,546	1.0	266,546
6569-Physician Internal Med SC	K	0.5	97,396	-	-	-	-
6860-Chair Divsn Admin & Comm Hlth	K12	1.0	260,000	1.0	268,715	1.0	268,715
6816-Family Practice Prog Res Dir	K12	1.0	236,940	1.0	236,940	1.0	236,940
7028-Administrative Asst V-CCHHS	20	1.0	88,437	1.0	93,212	1.0	93,212
7427-Attending Physician VII - Maternal Child Health		1.0	202,142	1.0	166,862	1.0	166,862
		70.5	\$8,458,138	69.0	\$8,189,367	69.0	\$8,189,367
13785-General Medicine Clinic							
0048-Administrative Assistant III	16	2.0	128,094	-	-	-	-
0907-Clerk V	11	15.0	770,158	-	-	-	-

PERSONAL SERVICES - SUMMARY OF POSITIONS BY PROGRAM AND JOB CODE

Job Code/Title	Grade	2021 Approved & Adopted		2022 Department Request		2022 President's Recommendation	
		FTE Pos.	Salaries	FTE Pos.	Salaries	FTE Pos.	Salaries
1524-Medical Social Worker III	17	1.0	70,254	1.0	52,354	1.0	52,354
1652-Attending Physician Senior 6	K	2.0	434,810	-	-	-	-
1941-Clinical Nurse I	FA	12.0	1,163,690	-	-	-	-
2137-Dietician II	16	1.0	57,958	-	-	-	-
2138-Dietician III	18	1.0	66,646	-	-	-	-
3990-APN-Nurse Practitioner	FF	6.0	742,054	-	-	-	-
5296-Medical Assistant	12	22.0	1,074,178	-	-	-	-
6651-Ambulatory Clinic Manager	23	2.0	225,099	-	-	-	-
6738-Psychiatric Social Worker	20	2.0	180,951	-	-	-	-
		66.0	\$4,913,893	1.0	\$52,354	1.0	\$52,354
13945-Finance							
0111-Dir of Financial Control II	21	1.0	111,644	1.0	69,164	1.0	69,164
0141-Accountant I	11	1.0	54,076	1.0	34,301	1.0	34,301
0142-Accountant II	13	5.0	308,581	5.0	256,740	5.0	256,740
0143-Accountant III	15	1.0	71,691	1.0	71,691	1.0	71,691
0173-Bookkeeper III	11	1.0	54,076	1.0	54,076	1.0	54,076
0228-Cashier III	12	5.0	285,468	5.0	270,080	5.0	270,080
0231-Cashier Div Supervisor II	16	4.0	202,977	4.0	220,574	4.0	220,574
0244-Payroll Division Supvr II	14	1.0	60,028	1.0	61,240	1.0	61,240
0253-Business Manager III	22	1.0	90,544	1.0	92,371	1.0	92,371
5601-System Mgr Expenditure Control	23	1.0	98,414	1.0	100,394	1.0	100,394
6447-Senior Financial Analyst	22	-	-	1.0	76,043	1.0	76,043
6520-Payroll Coordinator -CCHHS	18	4.0	263,373	4.0	266,981	4.0	266,981
6673-Prior Authorization Manager	23	1.0	117,382	-	-	-	-
8100-Chief Revenue Officer, CCH	23	-	-	1.0	265,000	1.0	265,000
		26.0	\$1,718,255	27.0	\$1,838,654	27.0	\$1,838,654
14095-Food Service-Employee Cafeteria							
2116-Food Service Supervisor	11	2.0	108,152	2.0	108,152	2.0	108,152
2132-Food Service Worker	CC	2.0	75,903	2.0	77,254	2.0	77,254
6825-Food Service Worker (SEIU 73)	CE	6.0	260,015	6.0	260,015	6.0	260,015
6827-Cook (SEIU 73)	11	2.0	100,820	2.0	86,258	2.0	86,258
		12.0	\$544,889	12.0	\$531,678	12.0	\$531,678
14100-Food Service-Patients(Production and Distribution)							
0907-Clerk V	11	1.0	51,501	1.0	51,503	1.0	51,503
1240-Storekpr Leadman/JHS/ACHN/CHS	CG	1.0	45,011	1.0	45,011	1.0	45,011
2116-Food Service Supervisor	11	4.0	216,303	4.0	176,754	4.0	176,754
2132-Food Service Worker	CC	12.0	453,261	7.0	274,333	7.0	274,333
2135-Dietary Technician	13	1.0	52,804	1.0	45,546	1.0	45,546
2137-Dietician II	16	8.0	528,326	8.0	515,424	8.0	515,424
2139-Dietician IV	20	1.0	75,055	-	-	-	-
6825-Food Service Worker (SEIU 73)	CE	35.0	1,489,614	40.0	1,614,911	40.0	1,614,911
6827-Cook (SEIU 73)	11	6.0	280,589	6.0	259,810	6.0	259,810
7028-Administrative Asst V-CCHHS	20	1.0	88,650	1.0	92,416	1.0	92,416
		70.0	\$3,281,113	69.0	\$3,075,709	69.0	\$3,075,709
14160-Four Flex							
1941-Clinical Nurse I	FA	12.0	1,050,217	23.0	2,068,822	23.0	2,068,822
1942-Clinical Nurse II	FB	4.0	425,461	4.0	369,042	4.0	369,042
4826-Health Advocate - Inpatient	11	5.0	212,504	5.0	228,878	5.0	228,878
5384-Nurse Coordinator II	NS2	2.0	230,189	2.0	193,877	2.0	193,877
6823-Ward Clerk (SEIU 73)	CG	2.0	82,368	2.0	82,368	2.0	82,368
		25.0	\$2,000,740	36.0	\$2,942,987	36.0	\$2,942,987

PERSONAL SERVICES - SUMMARY OF POSITIONS BY PROGRAM AND JOB CODE

Job Code/Title	Grade	2021 Approved & Adopted		2022 Department Request		2022 President's Recommendation	
		FTE Pos.	Salaries	FTE Pos.	Salaries	FTE Pos.	Salaries
14280-General Medicine							
0050-Administrative Assistant IV	18	1.0	77,356	1.0	79,986	1.0	79,986
0293-Administrative Analyst III	21	-	-	1.0	69,164	1.0	69,164
1816-Physician Assistant I	22	-	-	2.0	214,161	2.0	214,161
1943-Nurse Clinician	FC	2.0	223,025	2.0	223,024	2.0	223,024
3990-APN-Nurse Practitioner	FF	2.0	256,835	1.0	128,704	1.0	128,704
6169-Chair of the Div of Gen Med	K12	1.0	300,000	1.0	300,000	1.0	300,000
6544-Attending Physician VI-SC	K	22.0	4,604,853	20.0	4,037,176	20.0	4,037,176
6546-Attending Physician VII-SC	K	3.0	770,830	2.0	526,265	2.0	526,265
6548-Attending Physician VIII-SC	K	1.0	168,535	3.0	551,143	3.0	551,143
6558-Attending Physician Sr VI-SC	K	2.0	474,632	2.0	471,909	2.0	471,909
6559-Attend Physician Sr VII-SC	K	3.0	787,754	2.0	534,235	2.0	534,235
6758-Chair Section Palliative Care	K	1.0	217,924	1.0	217,924	1.0	217,924
6926-Dir Medical Student Programs	K12	1.0	220,002	1.0	220,002	1.0	220,002
7028-Administrative Asst V-CCHHS	20	1.0	101,032	1.0	106,022	1.0	106,022
7334-Att Physician VII - Non-Union	K	-	-	2.0	217,788	2.0	217,788
7065-Assoc Chair/Div Gen Int Med	K12	1.0	240,000	1.0	240,000	1.0	240,000
7703-Medical Dir, General Medicine Clinic	K12	1.0	262,238	1.0	262,238	1.0	262,238
		42.0	\$8,705,016	44.0	\$8,399,742	44.0	\$8,399,742
14285-General Medicine Unit 6E							
0912-Administrative Aide	CC	-	-	1.0	31,814	1.0	31,814
1941-Clinical Nurse I	FA	21.0	1,885,539	23.0	2,039,080	23.0	2,039,080
1942-Clinical Nurse II	FB	4.0	421,592	4.0	423,142	4.0	423,142
4826-Health Advocate - Inpatient	11	9.0	404,616	8.0	362,292	8.0	362,292
5384-Nurse Coordinator II	NS2	1.0	113,895	1.0	120,674	1.0	120,674
6823-Ward Clerk (SEIU 73)	CG	5.0	206,311	4.0	152,892	4.0	152,892
9081-Patient Care Technician	11	-	-	3.0	102,834	3.0	102,834
		40.0	\$3,031,953	44.0	\$3,232,728	44.0	\$3,232,728
14295-General Medicine/Infectious Disease Unit 7S							
1941-Clinical Nurse I	FA	19.0	1,631,109	27.0	2,325,031	27.0	2,325,031
1942-Clinical Nurse II	FB	3.0	278,958	4.0	343,271	4.0	343,271
4826-Health Advocate - Inpatient	11	10.0	434,260	9.0	408,105	9.0	408,105
5384-Nurse Coordinator II	NS2	2.0	233,967	1.0	122,122	1.0	122,122
6823-Ward Clerk (SEIU 73)	CG	3.0	129,813	3.0	129,820	3.0	129,820
9081-Patient Care Technician	11	-	-	2.0	68,556	2.0	68,556
		37.0	\$2,708,106	46.0	\$3,396,904	46.0	\$3,396,904
14300-General Medicine/Oncology-Unit 6S							
1941-Clinical Nurse I	FA	23.0	1,983,311	24.0	2,126,432	24.0	2,126,432
1942-Clinical Nurse II	FB	4.0	368,144	4.0	410,998	4.0	410,998
4826-Health Advocate - Inpatient	11	10.0	460,880	7.0	328,273	7.0	328,273
5384-Nurse Coordinator II	NS2	1.0	113,895	1.0	121,510	1.0	121,510
6823-Ward Clerk (SEIU 73)	CG	2.0	87,123	4.0	163,039	4.0	163,039
9081-Patient Care Technician	11	-	-	3.0	102,834	3.0	102,834
		40.0	\$3,013,352	43.0	\$3,253,087	43.0	\$3,253,087
14305-General Medicine/Telemetry-Unit 7E							
1941-Clinical Nurse I	FA	21.0	1,676,471	24.0	2,075,833	24.0	2,075,833
1942-Clinical Nurse II	FB	5.0	466,217	4.0	424,699	4.0	424,699
1943-Nurse Clinician	FC	1.0	112,069	1.0	96,880	1.0	96,880
3999-In-House Registry Nurse	RG1	1.0	101,710	-	-	-	-
4826-Health Advocate - Inpatient	11	12.0	539,444	5.0	244,335	5.0	244,335
5384-Nurse Coordinator II	NS2	1.0	109,437	-	-	-	-

PERSONAL SERVICES - SUMMARY OF POSITIONS BY PROGRAM AND JOB CODE

Job Code/Title	Grade	2021 Approved & Adopted		2022 Department Request		2022 President's Recommendation	
		FTE Pos.	Salaries	FTE Pos.	Salaries	FTE Pos.	Salaries
6823-Ward Clerk (SEIU 73)	CG	2.0	88,069	3.0	129,253	3.0	129,253
9081-Patient Care Technician	11	-	-	6.0	205,669	6.0	205,669
		43.0	\$3,093,417	43.0	\$3,176,669	43.0	\$3,176,669
14310-General Medicine/Telemetry-Unit 7W							
1941-Clinical Nurse I	FA	20.0	1,713,275	25.0	2,189,895	25.0	2,189,895
1942-Clinical Nurse II	FB	5.0	505,529	4.0	396,646	4.0	396,646
4826-Health Advocate - Inpatient	11	9.0	388,424	10.0	447,923	10.0	447,923
5384-Nurse Coordinator II	NS2	1.0	109,437	1.0	109,437	1.0	109,437
6823-Ward Clerk (SEIU 73)	CG	3.0	129,253	3.0	123,069	3.0	123,069
9081-Patient Care Technician	11	-	-	1.0	34,278	1.0	34,278
		38.0	\$2,845,919	44.0	\$3,301,249	44.0	\$3,301,249
14315-General Medicine-Unit 6W							
0927-Administrative Aide CCU	CE	-	-	1.0	42,746	1.0	42,746
1941-Clinical Nurse I	FA	22.0	1,968,380	24.0	2,149,517	24.0	2,149,517
1942-Clinical Nurse II	FB	4.0	423,433	4.0	409,196	4.0	409,196
4826-Health Advocate - Inpatient	11	11.0	466,291	9.0	418,248	9.0	418,248
5384-Nurse Coordinator II	NS2	-	-	1.0	116,558	1.0	116,558
6823-Ward Clerk (SEIU 73)	CG	4.0	171,318	4.0	171,192	4.0	171,192
9081-Patient Care Technician	11	-	-	2.0	68,557	2.0	68,557
		41.0	\$3,029,421	45.0	\$3,376,013	45.0	\$3,376,013
14345-General Surgery - Administration							
0907-Clerk V	11	1.0	54,076	1.0	54,076	1.0	54,076
1649-Medical Div Chairman XII	K	1.0	406,361	1.0	406,361	1.0	406,361
1816-Physician Assistant I	22	2.0	244,777	2.0	251,484	2.0	251,484
1943-Nurse Clinician	FC	1.0	108,799	1.0	108,950	1.0	108,950
4826-Health Advocate - Inpatient	11	1.0	52,649	1.0	52,649	1.0	52,649
6545-Attending Physician XI-SC	K	1.0	378,796	1.0	386,425	1.0	386,425
7117-Attending Physician XII-SC-NON	K12	1.0	324,026	1.0	324,026	1.0	324,026
		8.0	\$1,569,483	8.0	\$1,583,970	8.0	\$1,583,970
14350-General Surgery/Cardiac/Telemetry-Unit 8E							
1941-Clinical Nurse I	FA	23.0	1,977,922	23.0	2,033,901	23.0	2,033,901
1942-Clinical Nurse II	FB	3.0	276,347	4.0	388,717	4.0	388,717
1943-Nurse Clinician	FC	1.0	112,069	1.0	112,068	1.0	112,068
4826-Health Advocate - Inpatient	11	11.0	465,251	7.0	328,150	7.0	328,150
5384-Nurse Coordinator II	NS2	1.0	115,893	1.0	118,227	1.0	118,227
6823-Ward Clerk (SEIU 73)	CG	3.0	122,653	3.0	122,653	3.0	122,653
6890-Telemetry Monitor Technician	10	8.0	378,307	10.0	472,897	10.0	472,897
9081-Patient Care Technician	11	-	-	5.0	171,362	5.0	171,362
		50.0	\$3,448,442	54.0	\$3,747,976	54.0	\$3,747,976
14355-General Surgery/Orthopedics Unit 8S							
0927-Administrative Aide CCU	CE	-	-	1.0	45,011	1.0	45,011
1941-Clinical Nurse I	FA	24.0	2,060,227	27.0	2,351,390	27.0	2,351,390
1942-Clinical Nurse II	FB	4.0	356,733	4.0	386,213	4.0	386,213
4826-Health Advocate - Inpatient	11	10.0	417,998	6.0	256,787	6.0	256,787
5384-Nurse Coordinator II	NS2	-	-	1.0	116,627	1.0	116,627
6823-Ward Clerk (SEIU 73)	CG	4.0	170,439	4.0	165,714	4.0	165,714
9081-Patient Care Technician	11	-	-	4.0	137,114	4.0	137,114
		42.0	\$3,005,397	47.0	\$3,458,856	47.0	\$3,458,856
14360-General Surgery/Telemetry/Burn Stepdown-Unit 8W							
1941-Clinical Nurse I	FA	19.0	1,692,533	21.0	1,892,460	21.0	1,892,460
1942-Clinical Nurse II	FB	5.0	481,403	5.0	488,533	5.0	488,533

PERSONAL SERVICES - SUMMARY OF POSITIONS BY PROGRAM AND JOB CODE

Job Code/Title	Grade	2021 Approved & Adopted		2022 Department Request		2022 President's Recommendation	
		FTE Pos.	Salaries	FTE Pos.	Salaries	FTE Pos.	Salaries
4826-Health Advocate - Inpatient	11	11.0	461,039	7.0	316,802	7.0	316,802
5384-Nurse Coordinator II	NS2	1.0	123,352	1.0	122,817	1.0	122,817
6823-Ward Clerk (SEIU 73)	CG	3.0	135,034	4.0	173,855	4.0	173,855
9081-Patient Care Technician	11	-	-	4.0	137,114	4.0	137,114
		39.0	\$2,893,360	42.0	\$3,131,580	42.0	\$3,131,580
14690-Gyne/Oncology							
1816-Physician Assistant I	22	1.0	136,813	1.0	139,716	1.0	139,716
6187-Ch of the Div of Gyne Oncol	K12	1.0	445,000	1.0	445,000	1.0	445,000
		2.0	\$581,813	2.0	\$584,716	2.0	\$584,716
14695-Gynecology							
1815-Consultant Physician	ZZ	-	-	1.0	80,001	1.0	80,001
1816-Physician Assistant I	22	2.0	259,782	2.0	262,400	2.0	262,400
6184-Ch of the Dept of OB/GYNE	K12	1.0	450,000	1.0	450,000	1.0	450,000
6185-Ch of the Div of Gen OB GYNE	K12	1.0	370,659	-	-	-	-
6189-Ch of the Div of Family Plan	K12	1.0	337,617	1.0	337,617	1.0	337,617
6545-Attending Physician XI-SC	K	4.0	892,566	4.0	903,766	4.0	903,766
6561-Attending Physician X-SC	K	2.0	615,123	2.0	626,598	2.0	626,598
6563-Attend Physician Sr XII SC	K	1.0	341,215	1.0	348,090	1.0	348,090
6611-Attending Physician Sr X-SC	K	3.0	851,286	2.0	503,162	2.0	503,162
6647-Academic Leader In Med Educ	K	1.0	314,239	1.0	336,670	1.0	336,670
		16.0	\$4,432,486	15.0	\$3,848,305	15.0	\$3,848,305
14775-Hematopathology							
1841-Laboratory Technician II	10	1.0	46,779	1.0	46,779	1.0	46,779
1842-Laboratory Technician III	13	4.0	239,117	4.0	221,054	4.0	221,054
1843-Medical Technologist I	14	3.0	190,803	3.0	172,715	3.0	172,715
1844-Medical Technologist II	T16	2.0	149,324	2.0	150,218	2.0	150,218
1845-Medical Technologist III	T18	2.0	146,789	2.0	156,705	2.0	156,705
6193-Ch of the Div of Hemato-Path	K12	1.0	325,000	1.0	325,000	1.0	325,000
		13.0	\$1,097,811	13.0	\$1,072,472	13.0	\$1,072,472
14790-Histopathology							
4595-Clinical Laboratory Supv III	21	-	-	1.0	69,164	1.0	69,164
4610-Histotechnologist I	14	1.0	64,359	1.0	64,359	1.0	64,359
		1.0	\$64,359	2.0	\$133,524	2.0	\$133,524
14835-Hospital Medicine							
1943-Nurse Clinician	FC	1.0	82,260	1.0	84,792	1.0	84,792
6180-Ch of the Div of Hosp Med	K12	1.0	336,931	1.0	335,000	1.0	335,000
6339-Dir of Med Procedures Service	K12	1.0	259,062	1.0	225,000	1.0	225,000
6525-Director of Short Stay Unit	K	1.0	285,329	-	-	-	-
6544-Attending Physician VI-SC	K	1.0	259,874	1.0	265,108	1.0	265,108
6546-Attending Physician VII-SC	K	17.0	3,624,881	18.0	3,969,694	18.0	3,969,694
6548-Attending Physician VIII-SC	K	7.0	1,594,857	6.0	1,383,319	6.0	1,383,319
6559-Attend Physician Sr VII-SC	K	3.0	785,235	3.0	801,062	3.0	801,062
7646-Associate Chair, Hospital Medicine	K12	1.0	275,000	1.0	275,000	1.0	275,000
		33.0	\$7,503,428	32.0	\$7,338,975	32.0	\$7,338,975
14905-HUB Laboratory							
0907-Clerk V	11	1.0	54,076	1.0	54,076	1.0	54,076
1842-Laboratory Technician III	13	2.0	94,020	2.0	94,748	2.0	94,748
1843-Medical Technologist I	14	1.0	64,998	1.0	64,998	1.0	64,998
1853-Biochemist III	T18	1.0	88,175	1.0	62,313	1.0	62,313
2128-Phlebotomist III	11	2.0	100,757	2.0	100,820	2.0	100,820
		7.0	\$402,027	7.0	\$376,954	7.0	\$376,954

PERSONAL SERVICES - SUMMARY OF POSITIONS BY PROGRAM AND JOB CODE

Job Code/Title	Grade	2021 Approved & Adopted		2022 Department Request		2022 President's Recommendation	
		FTE Pos.	Salaries	FTE Pos.	Salaries	FTE Pos.	Salaries
15005-Infectious Disease							
0292-Administrative Analyst II	19	1.0	92,369	1.0	92,371	1.0	92,371
1816-Physician Assistant I	22	1.0	124,134	1.0	127,860	1.0	127,860
1860-Scientific Officer I	21	1.0	111,644	1.0	111,644	1.0	111,644
4779-Med Lab Tech II ACHN Sat	11	1.0	52,649	1.0	52,649	1.0	52,649
6546-Attending Physician VII-SC	K	3.0	747,280	3.0	762,339	3.0	762,339
6556-Medical Div Chair XII-SC	K	1.0	308,988	1.0	315,214	1.0	315,214
6560-Attend Physician Sr VIII-SC	K	1.0	281,184	1.0	286,847	1.0	286,847
6581-Dir-Outpt Antibiotic Ther SC	K	1.0	293,547	1.0	299,464	1.0	299,464
6922-Senior Director of HIV Service	K12	1.0	283,319	1.0	290,000	1.0	290,000
6924-DirofStroger Hosplnpt HIV Srvs	K12	1.0	263,826	1.0	263,826	1.0	263,826
7933-Pharmacist, Infectious Disease	RX1	2.0	269,054	2.0	269,052	2.0	269,052
		14.0	\$2,827,994	14.0	\$2,871,265	14.0	\$2,871,265
15090-In-Patient Transportation							
0048-Administrative Assistant III	16	1.0	76,572	1.0	76,573	1.0	76,573
1881-Morgue Supervisor	11	1.0	54,076	1.0	54,076	1.0	54,076
1995-Transportation Supervisor	12	3.0	158,359	3.0	152,541	3.0	152,541
6802-Scheduler/Dispatcher (SEIU 73)	CF	4.0	164,973	3.0	122,739	3.0	122,739
6820-Transporter (SEIU 73)	CE	42.0	1,777,687	43.0	1,782,968	43.0	1,782,968
		51.0	\$2,231,666	51.0	\$2,188,897	51.0	\$2,188,897
15255-IV Chemotherapy							
1941-Clinical Nurse I	FA	9.0	784,077	9.0	796,332	9.0	796,332
1942-Clinical Nurse II	FB	-	-	1.0	61,888	1.0	61,888
1943-Nurse Clinician	FC	5.0	537,985	4.0	432,678	4.0	432,678
1965-Licensed Practical Nurse I	PN1	-	-	1.0	39,522	1.0	39,522
5296-Medical Assistant	12	1.0	36,712	1.0	49,317	1.0	49,317
5384-Nurse Coordinator II	NS2	1.0	120,084	1.0	122,503	1.0	122,503
6823-Ward Clerk (SEIU 73)	CG	1.0	45,011	1.0	45,011	1.0	45,011
		17.0	\$1,523,869	18.0	\$1,547,252	18.0	\$1,547,252
15425-Labor, Delivery, Recovery & Observation Ward 57							
0909-Ward Clerk	DE	-	-	2.0	70,000	2.0	70,000
1941-Clinical Nurse I	FA	13.0	1,317,890	12.0	1,168,167	12.0	1,168,167
1942-Clinical Nurse II	FB	3.0	320,112	5.0	429,445	5.0	429,445
1943-Nurse Clinician	FC	3.0	326,397	3.0	328,589	3.0	328,589
1964-Operating Room Technician	12	3.0	142,808	3.0	145,107	3.0	145,107
3991-APN-Clinical Nurse Specialist	FF	1.0	130,798	1.0	130,799	1.0	130,799
4826-Health Advocate - Inpatient	11	2.0	101,464	5.0	191,356	5.0	191,356
5384-Nurse Coordinator II	NS2	1.0	113,895	1.0	121,510	1.0	121,510
6823-Ward Clerk (SEIU 73)	CG	3.0	129,802	3.0	131,206	3.0	131,206
7693-Clinical Nurse I, Labor & Delivery, Bilingual	FA	11.0	968,551	13.0	1,027,989	13.0	1,027,989
7990-Certified Surgical Tech	14	1.0	42,217	3.0	126,653	3.0	126,653
		41.0	\$3,593,936	51.0	\$3,870,821	51.0	\$3,870,821
15445-Laboratory-Oak Forest							
5398-Clinical Lab Site Supervisor I	20	2.0	194,916	2.0	196,806	2.0	196,806
		2.0	\$194,916	2.0	\$196,806	2.0	\$196,806
15455-Laborers							
2395-Laborer Foreman	X	1.0	95,306	1.0	94,640	1.0	94,640
		1.0	\$95,306	1.0	\$94,640	1.0	\$94,640
15630-Machine Shop							
2339-Machinist Foreman	X	1.0	109,054	1.0	108,534	1.0	108,534
		1.0	\$109,054	1.0	\$108,534	1.0	\$108,534

PERSONAL SERVICES - SUMMARY OF POSITIONS BY PROGRAM AND JOB CODE

Job Code/Title	Grade	2021 Approved & Adopted		2022 Department Request		2022 President's Recommendation	
		FTE Pos.	Salaries	FTE Pos.	Salaries	FTE Pos.	Salaries
15655-Mail Services							
0907-Clerk V	11	1.0	54,076	1.0	54,076	1.0	54,076
0917-Mail Section Supervisor	14	1.0	63,542	1.0	39,368	1.0	39,368
6711-Clerk IV AFSCME	11	2.0	105,577	2.0	105,579	2.0	105,579
		4.0	\$223,194	4.0	\$199,023	4.0	\$199,023
15670-Main Emergency Room							
0048-Administrative Assistant III	16	1.0	76,572	1.0	76,573	1.0	76,573
0907-Clerk V	11	28.0	1,424,371	26.0	1,350,299	26.0	1,350,299
0919-Business Office Supervisor	13	3.0	184,031	3.0	186,071	3.0	186,071
0927-Administrative Aide CCU	CE	1.0	40,221	1.0	41,184	1.0	41,184
		33.0	\$1,725,195	31.0	\$1,654,127	31.0	\$1,654,127
15700-Mammography							
0907-Clerk V	11	2.0	105,577	2.0	85,804	2.0	85,804
2141-Special Procedures Technician	17	4.0	283,175	4.0	275,203	4.0	275,203
6600-PACS Assistant	16	2.0	138,011	2.0	141,040	2.0	141,040
		8.0	\$526,763	8.0	\$502,047	8.0	\$502,047
15805-Material Management							
0048-Administrative Assistant III	16	1.0	72,928	1.0	73,722	1.0	73,722
0081-Director	24	-	-	1.0	180,000	1.0	180,000
0912-Administrative Aide	CC	4.0	167,715	3.0	125,786	3.0	125,786
0919-Business Office Supervisor	13	1.0	62,024	1.0	45,546	1.0	45,546
0927-Administrative Aide CCU	CE	9.0	391,347	5.5	239,121	5.5	239,121
1230-Supply Clerk Leadman-OFH	DF	1.0	44,398	1.0	38,089	1.0	38,089
1234-Storekeeper IV	12	13.0	691,413	13.0	654,438	13.0	654,438
1235-Storekeeper V	14	4.0	245,504	4.0	239,171	4.0	239,171
1240-Storekpr Leadman/JHS/ACHN/CHS	CG	6.0	257,778	6.0	251,907	6.0	251,907
1242-Storekeeper/Supply Clerk	CC	5.0	210,554	5.0	210,568	5.0	210,568
2155-Laundry Manager I	11	1.0	54,076	1.0	54,076	1.0	54,076
2441-Storekeeper Leader CCU	CG	1.0	45,011	1.0	45,011	1.0	45,011
4777-Supply Clerk/Warehouse Strm 21	DF	1.0	44,398	1.0	44,398	1.0	44,398
6532-Sr Mgr of Sup Chn Ops & Logist	23	1.0	129,018	1.0	129,018	1.0	129,018
6533-Manager of Inventory Control	23	1.0	89,657	1.0	89,099	1.0	89,099
6534-Shift Supr of Ops & Logistics	18	5.0	304,886	5.0	300,112	5.0	300,112
6814-Inventory Control Specialist	15	1.0	50,026	1.0	51,035	1.0	51,035
		55.0	\$2,860,732	51.5	\$2,771,096	51.5	\$2,771,096
15830-Maternal Fetal Medicine							
2098-ULTRASOUND TECHNICIAN	17	2.0	154,311	3.0	206,665	3.0	206,665
4231-Associated Medical Chairman	K	1.0	491,551	1.0	491,551	1.0	491,551
6186-Ch of the Div of Mat Fet Med	K12	-	-	1.0	486,283	1.0	486,283
6476-Lactation Consultant	22	1.0	94,528	-	-	-	-
6545-Attending Physician XI-SC	K	1.0	352,592	2.0	529,681	2.0	529,681
6561-Attending Physician X-SC	K	1.0	261,644	1.0	266,915	1.0	266,915
		6.0	\$1,354,626	8.0	\$1,981,095	8.0	\$1,981,095
15895-Medical Administration							
0293-Administrative Analyst III	21	1.0	89,646	1.0	86,910	1.0	86,910
1636-Attending Physician VI	K06	1.0	200,595	-	-	-	-
1640-Attending Physician X	K10	1.0	280,622	-	-	-	-
1687-Assistant Administrator	23	2.0	207,540	2.0	209,430	2.0	209,430
6566-Assoc Medical Director SC	K	-	-	1.0	250,000	1.0	250,000
8010-Chief Medical Info Officer	K12	-	-	1.0	335,000	1.0	335,000
8011-Chief Medical Officer	24	1.0	475,014	1.0	475,014	1.0	475,014

PERSONAL SERVICES - SUMMARY OF POSITIONS BY PROGRAM AND JOB CODE

Job Code/Title	Grade	2021 Approved & Adopted		2022 Department Request		2022 President's Recommendation	
		FTE Pos.	Salaries	FTE Pos.	Salaries	FTE Pos.	Salaries
8032-Dir of Adv Prac Providers	24	1.0	187,803	1.0	187,803	1.0	187,803
8143-Medical Director-Stroger Hospital	K12	1.0	407,000	1.0	407,000	1.0	407,000
		8.0	\$1,848,219	8.0	\$1,951,156	8.0	\$1,951,156
15920-Medical Education Administration							
0048-Administrative Assistant III	16	3.0	204,213	3.0	208,833	3.0	208,833
0293-Administrative Analyst III	21	1.0	77,531	1.0	79,096	1.0	79,096
5237-Emergency Medical Systems Educ	17	1.0	73,646	1.0	75,055	1.0	75,055
6250-Residency Program Coordinator	19	1.0	84,168	1.0	86,755	1.0	86,755
6342-Program Mgr Graduate Med Ed	23	-	-	1.0	79,932	1.0	79,932
6394-Grad Medical Education Mgr	23	-	-	1.0	79,932	1.0	79,932
6566-Assoc Medical Director SC	K	1.0	290,237	1.0	296,086	1.0	296,086
		7.0	\$729,795	9.0	\$905,690	9.0	\$905,690
15930-Medical Education-Anesthesia							
1793-Chief Resident	J2	2.0	144,292	2.0	144,293	2.0	144,293
1794-Post Graduate Level Physician	J1	37.0	2,293,155	37.0	2,323,463	37.0	2,323,463
		39.0	\$2,437,446	39.0	\$2,467,757	39.0	\$2,467,757
15935-Medical Education-Emergency Medicine							
1793-Chief Resident	J2	2.0	144,292	3.0	216,440	3.0	216,440
1794-Post Graduate Level Physician	J1	65.0	4,061,948	65.0	4,099,384	65.0	4,099,384
		67.0	\$4,206,239	68.0	\$4,315,824	68.0	\$4,315,824
15940-Medical Education-Medicine							
1793-Chief Resident	J2	8.0	577,167	8.0	577,174	8.0	577,174
1794-Post Graduate Level Physician	J1	186.0	11,714,963	186.0	11,683,480	186.0	11,683,480
1878-Pharmacist	RX1	1.0	134,527	-	-	-	-
		195.0	\$12,426,657	194.0	\$12,260,654	194.0	\$12,260,654
15945-Medical Education-Pediatrics							
1793-Chief Resident	J2	1.0	72,146	1.0	58,997	1.0	58,997
1794-Post Graduate Level Physician	J1	16.0	964,874	15.0	930,789	15.0	930,789
		17.0	\$1,037,020	16.0	\$989,786	16.0	\$989,786
15950-Medical Education-Radiology							
1793-Chief Resident	J2	2.0	149,308	2.0	147,342	2.0	147,342
1794-Post Graduate Level Physician	J1	14.0	914,971	14.0	918,721	14.0	918,721
		16.0	\$1,064,279	16.0	\$1,066,064	16.0	\$1,066,064
15955-Medical Education-Small Programs							
1794-Post Graduate Level Physician	J1	2.0	121,396	2.0	127,371	2.0	127,371
		2.0	\$121,396	2.0	\$127,371	2.0	\$127,371
15960-Medical Education-Surgery							
1793-Chief Resident	J2	4.0	295,069	5.0	352,508	5.0	352,508
1794-Post Graduate Level Physician	J1	38.0	2,503,962	37.0	2,395,540	37.0	2,395,540
		42.0	\$2,799,031	42.0	\$2,748,049	42.0	\$2,748,049
15975-Medical ICU							
1941-Clinical Nurse I	FA	61.0	5,388,391	66.0	5,867,478	66.0	5,867,478
1942-Clinical Nurse II	FB	6.0	595,407	5.0	533,520	5.0	533,520
1943-Nurse Clinician	FC	1.0	65,787	2.0	162,668	2.0	162,668
4826-Health Advocate - Inpatient	11	4.0	183,119	4.0	198,657	4.0	198,657
5384-Nurse Coordinator II	NS2	1.0	114,222	1.0	116,523	1.0	116,523
6823-Ward Clerk (SEIU 73)	CG	4.0	173,401	7.0	268,844	7.0	268,844
		77.0	\$6,520,327	85.0	\$7,147,690	85.0	\$7,147,690
16005-Health Information Management (HIM)							
0907-Clerk V	11	3.0	162,228	2.0	108,152	2.0	108,152
0955-Data Entry Operator III/G11	11	4.0	216,303	4.0	216,303	4.0	216,303

PERSONAL SERVICES - SUMMARY OF POSITIONS BY PROGRAM AND JOB CODE

Job Code/Title	Grade	2021 Approved & Adopted		2022 Department Request		2022 President's Recommendation	
		FTE Pos.	Salaries	FTE Pos.	Salaries	FTE Pos.	Salaries
1690-Tumor Registry Supervisor	20	1.0	62,912	1.0	62,912	1.0	62,912
2008-Medical Records Supervisor I	13	1.0	62,024	1.0	62,024	1.0	62,024
2009-Medical Records Supervisor II	15	2.0	141,229	2.0	139,972	2.0	139,972
5451-Sys Mgr Hlth Info Mgmt Rec Mgm	23	1.0	90,116	1.0	91,930	1.0	91,930
5452-Sys Mgr Hlth Info Mgmt Coding	23	1.0	109,984	1.0	112,204	1.0	112,204
6467-Cancer Registrar	17	1.0	64,211	2.0	119,297	2.0	119,297
6524-Coder-Physician Based	18	17.0	1,311,490	-	-	-	-
6620-Coder-System Based	18	13.0	1,012,170	-	-	-	-
6625-Health Info Coding Supervisor	21	2.0	174,169	2.0	159,478	2.0	159,478
6626-Health Info Coding Quality Mgr	23	1.0	107,953	-	-	-	-
6714-Senior Clerk AFSCME	11	9.0	486,683	7.0	378,531	7.0	378,531
6719-Data Entry Operator II AFSCME	11	1.0	54,076	1.0	54,076	1.0	54,076
6919-Cancer Registrar Trainee	12	1.0	41,688	1.0	45,251	1.0	45,251
7850-Certified Health Info Mgmt Tech	14	1.0	39,974	3.0	119,516	3.0	119,516
8039-Dir of Health Info Mgmt	24	1.0	127,988	1.0	127,988	1.0	127,988
8889-Health Information Management Coder	18	-	-	30.0	2,362,540	30.0	2,362,540
		60.0	\$4,265,194	59.0	\$4,160,172	59.0	\$4,160,172
16060-Medicine Administration							
0253-Business Manager III	22	1.0	100,200	1.0	102,213	1.0	102,213
0254-Business Manager IV	23	-	-	1.0	79,932	1.0	79,932
0293-Administrative Analyst III	21	1.0	106,359	1.0	108,502	1.0	108,502
6166-Chair of the Dept of Medicine	K12	1.0	473,425	1.0	473,425	1.0	473,425
6249-Ch of the Div of Medicine Adm	K12	1.0	306,762	1.0	306,762	1.0	306,762
6250-Residency Program Coordinator	19	1.0	69,025	1.0	75,015	1.0	75,015
6552-Medical Div Chair VIII-SC	K	2.0	586,764	2.0	598,584	2.0	598,584
		7.0	\$1,642,536	8.0	\$1,744,435	8.0	\$1,744,435
16065-Medicine Nursing Administration							
0293-Administrative Analyst III	21	-	-	1.0	69,164	1.0	69,164
4826-Health Advocate - Inpatient	11	15.0	571,334	1.0	39,707	1.0	39,707
5384-Nurse Coordinator II	NS2	-	-	1.0	109,437	1.0	109,437
		15.0	\$571,334	3.0	\$218,308	3.0	\$218,308
16290-Neonatal ICU							
1941-Clinical Nurse I	FA	39.0	3,691,378	44.0	4,088,408	44.0	4,088,408
1942-Clinical Nurse II	FB	3.0	319,751	3.0	305,668	3.0	305,668
4826-Health Advocate - Inpatient	11	1.0	43,690	1.0	38,087	1.0	38,087
5384-Nurse Coordinator II	NS2	1.0	113,895	2.0	218,874	2.0	218,874
6823-Ward Clerk (SEIU 73)	CG	2.0	82,402	3.0	129,600	3.0	129,600
		46.0	\$4,251,117	53.0	\$4,780,638	53.0	\$4,780,638
16300-Neonatology - Clinical							
1816-Physician Assistant I	22	2.0	222,807	2.0	229,491	2.0	229,491
6544-Attending Physician VI-SC	K	1.0	185,487	1.0	189,225	1.0	189,225
		3.0	\$408,294	3.0	\$418,717	3.0	\$418,717
16325-Network Diabetes/Endocrinology Program							
0907-Clerk V	11	3.0	147,859	-	-	-	-
1816-Physician Assistant I	22	2.0	228,111	-	-	-	-
1941-Clinical Nurse I	FA	4.0	360,135	1.0	88,051	1.0	88,051
2137-Dietician II	16	2.0	149,398	-	-	-	-
2138-Dietician III	18	3.0	232,941	-	-	-	-
3990-APN-Nurse Practitioner	FF	1.0	94,964	-	-	-	-
5296-Medical Assistant	12	6.0	279,281	-	-	-	-
6492-Network Diabetes Program Mgr	23	1.0	90,491	-	-	-	-

PERSONAL SERVICES - SUMMARY OF POSITIONS BY PROGRAM AND JOB CODE

Job Code/Title	Grade	2021 Approved & Adopted		2022 Department Request		2022 President's Recommendation	
		FTE Pos.	Salaries	FTE Pos.	Salaries	FTE Pos.	Salaries
6651-Ambulatory Clinic Manager	23	1.0	129,018	-	-	-	-
6983-Medical Assistant - Bilingual	12	1.0	43,066	-	-	-	-
7648-Psychiatric Social Worker, Outpatient	20	1.0	90,515	-	-	-	-
		25.0	\$1,845,778	1.0	\$88,051	1.0	\$88,051
16345-Neuroanesthesia							
6157-Ch of the Div of Neuro Anesth	K12	1.0	421,187	1.0	421,187	1.0	421,187
6549-Attending Physician IX-SC	K	1.0	323,831	1.0	330,358	1.0	330,358
		2.0	\$745,019	2.0	\$751,545	2.0	\$751,545
16350-Neurological Intensive Care							
1941-Clinical Nurse I	FA	13.0	1,221,186	22.0	1,965,998	22.0	1,965,998
1942-Clinical Nurse II	FB	4.0	395,524	4.0	398,951	4.0	398,951
4826-Health Advocate - Inpatient	11	2.0	83,152	3.0	148,915	3.0	148,915
4828-Ward Clerk	CF	1.0	44,398	-	-	-	-
6823-Ward Clerk (SEIU 73)	CG	3.0	123,552	4.0	158,552	4.0	158,552
		23.0	\$1,867,811	33.0	\$2,672,416	33.0	\$2,672,416
16360-Neurology Procedures							
1843-Medical Technologist I	14	2.0	111,908	3.0	166,687	3.0	166,687
		2.0	\$111,908	3.0	\$166,687	3.0	\$166,687
16365-Neurology-Clinical							
0050-Administrative Assistant IV	18	1.0	76,730	1.0	77,548	1.0	77,548
0907-Clerk V	11	1.0	51,501	1.0	51,503	1.0	51,503
1524-Medical Social Worker III	17	-	-	1.0	52,354	1.0	52,354
1816-Physician Assistant I	22	-	-	10.0	944,840	10.0	944,840
1928-Physical Therapist III	20	-	-	1.0	62,912	1.0	62,912
1940-Speech Language Pathologist II	20	-	-	1.0	62,912	1.0	62,912
2035-Physical Therapist II	19	-	-	1.0	80,746	1.0	80,746
3991-APN-Clinical Nurse Specialist	FF	1.0	76,756	-	-	-	-
5195-Administrative Director	24	-	-	1.0	105,000	1.0	105,000
5384-Nurse Coordinator II	NS2	-	-	2.0	218,874	2.0	218,874
6173-Ch of the Div of Neuro-Clinic	K12	1.0	315,250	1.0	315,250	1.0	315,250
6545-Attending Physician XI-SC	K	-	-	2.0	333,724	2.0	333,724
6549-Attending Physician IX-SC	K	3.0	735,141	6.0	1,250,536	6.0	1,250,536
6564-Attend Physician Sr IX SC	K	3.0	894,749	3.0	912,769	3.0	912,769
6566-Assoc Medical Director SC	K	-	-	1.0	292,532	1.0	292,532
6678-Senior Project Manager	23	-	-	1.0	79,932	1.0	79,932
6749-Neuropsychologist	K	-	-	1.0	166,862	1.0	166,862
6757-Dir Med Intensive Care Unit	K12	-	-	1.0	350,000	1.0	350,000
7992-Stroke Coordinator	FE	1.0	75,662	1.0	108,026	1.0	108,026
8146-Nursing Dir Ambul Spec Care Clinical Practice	24	-	-	1.0	140,000	1.0	140,000
		11.0	\$2,225,790	37.0	\$5,606,318	37.0	\$5,606,318
16370-Neuro-Surgery							
0048-Administrative Assistant III	16	1.0	76,572	1.0	76,573	1.0	76,573
1816-Physician Assistant I	22	2.0	201,571	2.0	204,903	2.0	204,903
3990-APN-Nurse Practitioner	FF	1.0	130,798	1.0	130,799	1.0	130,799
6128-Chr of the Div of Neuro Surg	K12	1.0	480,378	1.0	480,378	1.0	480,378
6547-Attending Physician XII-SC	K	3.0	710,943	3.0	504,766	3.0	504,766
6563-Attend Physician Sr XII SC	K	2.0	728,845	2.0	743,529	2.0	743,529
		10.0	\$2,329,107	10.0	\$2,140,948	10.0	\$2,140,948
16450-Nuclear Medicine							
0050-Administrative Assistant IV	18	1.0	73,599	1.0	76,729	1.0	76,729
2078-NUCLEAR MED TECH SR	18	2.0	162,346	2.0	164,887	2.0	164,887

PERSONAL SERVICES - SUMMARY OF POSITIONS BY PROGRAM AND JOB CODE

Job Code/Title	Grade	2021 Approved & Adopted		2022 Department Request		2022 President's Recommendation	
		FTE Pos.	Salaries	FTE Pos.	Salaries	FTE Pos.	Salaries
2097-CAT TECHNOLOGIST	17	1.0	70,931	1.0	73,730	1.0	73,730
7666-PET/CT Technologist	19	1.0	75,776	1.0	61,510	1.0	61,510
8086-Senior Director of Imaging	24	1.0	189,353	1.0	189,353	1.0	189,353
		6.0	\$572,005	6.0	\$566,209	6.0	\$566,209
16465-Nurse Epidemiology							
1944-Nurse Epidemiologist	FE	5.0	640,350	5.0	639,804	5.0	639,804
		5.0	\$640,350	5.0	\$639,804	5.0	\$639,804
16590-Nursing Professional Development & Education							
0293-Administrative Analyst III	21	-	-	1.0	69,164	1.0	69,164
0294-Administrative Analyst IV	22	-	-	2.0	152,085	2.0	152,085
1981-Instructor Senior	FD	3.0	371,665	3.0	373,607	3.0	373,607
1982-Master Instructor	FE	4.0	515,377	4.0	499,075	4.0	499,075
5384-Nurse Coordinator II	NS2	-	-	5.0	547,186	5.0	547,186
7037-Mgr Clinical Excellence&NDNQI	23	-	-	1.0	79,932	1.0	79,932
7947-Cert Wound & Osto Mgr	NS4	1.0	124,592	1.0	124,592	1.0	124,592
8776-Advanced Prac Registered Nurse Res	15	-	-	9.0	381,813	9.0	381,813
8148-Dir Nursing Quality & Reg Compliance	24	-	-	1.0	156,000	1.0	156,000
8142-Director of Nursing Excellence and Magnet Designation	24	-	-	1.0	120,000	1.0	120,000
9999-TEMPORARY EMPLOYEES		-	-	1.0	140,000	1.0	140,000
		8.0	\$1,011,634	29.0	\$2,643,454	29.0	\$2,643,454
16725-Nursing OB/GYN							
6476-Lactation Consultant	22	-	-	2.0	152,085	2.0	152,085
8126-Director of Maternal/Child Health-Nursing	24	1.0	168,600	1.0	173,122	1.0	173,122
		1.0	\$168,600	3.0	\$325,208	3.0	\$325,208
16775-OB/GYN Administration							
0048-Administrative Assistant III	16	2.0	153,144	2.0	153,146	2.0	153,146
0050-Administrative Assistant IV	18	1.0	83,022	1.0	85,963	1.0	85,963
0095-Program Coordinator	22	-	-	2.0	152,085	2.0	152,085
1816-Physician Assistant I	22	1.0	131,695	1.0	135,647	1.0	135,647
3990-APN-Nurse Practitioner	FF	1.0	130,798	1.0	115,848	1.0	115,848
6185-Ch of the Div of Gen OB GYNE	K12	-	-	1.0	350,000	1.0	350,000
		5.0	\$498,660	8.0	\$992,690	8.0	\$992,690
16795-Occupational Therapy Administration							
0907-Clerk V	11	1.0	48,895	-	-	-	-
		1.0	\$48,895	-	-	-	-
16945-Oncology							
1524-Medical Social Worker III	17	1.0	80,581	1.0	80,581	1.0	80,581
1943-Nurse Clinician	FC	-	-	1.0	96,880	1.0	96,880
6545-Attending Physician XI-SC	K	1.0	342,595	1.0	349,502	1.0	349,502
6549-Attending Physician IX-SC	K	5.0	1,131,644	5.0	1,223,114	5.0	1,223,114
6562-Attending Physician Sr XI SC	K	1.0	377,210	1.0	384,810	1.0	384,810
6564-Attend Physician Sr IX SC	K	3.0	761,485	3.0	773,447	3.0	773,447
7028-Administrative Asst V-CCHHS	20	1.0	106,022	1.0	106,022	1.0	106,022
		12.0	\$2,799,538	13.0	\$3,014,357	13.0	\$3,014,357
16980-Operating Room Nursing							
0907-Clerk V	11	-	-	1.0	54,076	1.0	54,076
1697-Certified Nursing Asst ARNTE	DE	1.0	41,904	-	-	-	-
1941-Clinical Nurse I	FA	41.0	3,646,371	59.0	5,288,682	59.0	5,288,682
1942-Clinical Nurse II	FB	13.0	1,337,279	13.0	1,367,222	13.0	1,367,222
1943-Nurse Clinician	FC	1.0	110,956	1.0	110,956	1.0	110,956
1964-Operating Room Technician	12	20.0	1,026,248	14.0	737,155	14.0	737,155

PERSONAL SERVICES - SUMMARY OF POSITIONS BY PROGRAM AND JOB CODE

Job Code/Title	Grade	2021 Approved & Adopted		2022 Department Request		2022 President's Recommendation	
		FTE Pos.	Salaries	FTE Pos.	Salaries	FTE Pos.	Salaries
4826-Health Advocate - Inpatient	11	6.0	281,402	2.0	98,705	2.0	98,705
6823-Ward Clerk (SEIU 73)	CG	1.0	45,011	3.0	105,000	3.0	105,000
6842-Ward Clerk (SEIU 73) Stroger	DK	-	-	1.0	47,249	1.0	47,249
7990-Certified Surgical Tech	14	9.0	379,953	15.0	706,513	15.0	706,513
		92.0	\$6,869,124	109.0	\$8,515,558	109.0	\$8,515,558
16985-Operating Rooms/post Anesthesiology Recovery Administration							
0254-Business Manager IV	23	1.0	76,041	-	-	-	-
0293-Administrative Analyst III	21	-	-	1.0	69,164	1.0	69,164
5350-Director of Perioperative Svcs	24	1.0	182,070	1.0	182,070	1.0	182,070
5384-Nurse Coordinator II	NS2	2.0	239,911	3.0	354,181	3.0	354,181
6809-OR Throughput (Flow Coordntor)	NS2	1.0	84,440	1.0	84,440	1.0	84,440
		5.0	\$582,461	6.0	\$689,854	6.0	\$689,854
17005-Ophthalmology-Administration							
1816-Physician Assistant I	22	1.0	90,515	1.0	90,515	1.0	90,515
2061-Optometrist	K	3.0	493,298	3.0	499,592	3.0	499,592
6129-Chr of the Div of Opht Surg	K12	1.0	433,490	1.0	433,490	1.0	433,490
6545-Attending Physician XI-SC	K	3.0	586,111	3.0	592,328	3.0	592,328
6547-Attending Physician XII-SC	K	-	-	1.0	352,971	1.0	352,971
7117-Attending Physician XII-SC-NON	K12	2.0	625,000	1.0	305,000	1.0	305,000
8799-General Ophthalmologist/Cataract Surgeon	K	1.0	108,894	1.0	282,036	1.0	282,036
		11.0	\$2,337,309	11.0	\$2,555,933	11.0	\$2,555,933
17020-Orthopedics Anesthesia							
6158-Med Dept Ch Ortho and Reg Anes	K12	1.0	427,688	1.0	427,688	1.0	427,688
6547-Attending Physician XII-SC	K	1.0	296,627	1.0	302,609	1.0	302,609
		2.0	\$724,315	2.0	\$730,297	2.0	\$730,297
17030-Orthopedics							
3990-APN-Nurse Practitioner	FF	1.0	119,807	1.0	126,986	1.0	126,986
6132-Chr of the Div of Ortho Surg	K12	1.0	522,498	1.0	522,498	1.0	522,498
6140-Chr of the Div of Pod Surgery	K12	1.0	347,133	1.0	330,000	1.0	330,000
6544-Attending Physician VI-SC	K	1.0	263,016	1.0	168,534	1.0	168,534
6561-Attending Physician X-SC	K	2.0	334,559	2.0	334,560	2.0	334,560
6563-Attend Physician Sr XII SC	K	1.0	590,638	1.0	602,543	1.0	602,543
6564-Attend Physician Sr IX SC	K	1.0	282,630	1.0	565,648	1.0	565,648
6565-Podiatrist SC	K	1.0	247,566	1.0	252,550	1.0	252,550
7117-Attending Physician XII-SC-NON	K12	1.0	488,510	1.0	488,510	1.0	488,510
7912-Orthopedic Surgeon	K	2.0	277,428	2.0	950,961	2.0	950,961
		12.0	\$3,473,786	12.0	\$4,342,791	12.0	\$4,342,791
17045-Otolaryngology - Administration							
1658-Attending Physician Sr XII	K	1.0	327,443	1.0	334,042	1.0	334,042
6134-Chr of the Div of Otol Surg	K12	1.0	428,542	1.0	428,542	1.0	428,542
6543-Attending Physician V-SC	K	0.7	149,196	1.0	347,358	1.0	347,358
6611-Attending Physician Sr X-SC	K	1.0	355,654	2.0	529,680	2.0	529,680
7117-Attending Physician XII-SC-NON	K12	1.0	410,089	1.0	410,089	1.0	410,089
		4.7	\$1,670,924	6.0	\$2,049,711	6.0	\$2,049,711
17095-Pain Management							
0907-Clerk V	11	1.0	54,076	2.0	68,602	2.0	68,602
0912-Administrative Aide	CC	1.0	41,929	1.0	41,929	1.0	41,929
1941-Clinical Nurse I	FA	2.0	200,184	3.0	289,939	3.0	289,939
1942-Clinical Nurse II	FB	1.0	105,646	-	-	-	-
5296-Medical Assistant	12	2.0	83,622	2.0	86,029	2.0	86,029
6156-Ch of the Div of Pain Mgmt	K12	1.0	429,916	1.0	429,916	1.0	429,916

PERSONAL SERVICES - SUMMARY OF POSITIONS BY PROGRAM AND JOB CODE

Job Code/Title	Grade	2021 Approved & Adopted		2022 Department Request		2022 President's Recommendation	
		FTE Pos.	Salaries	FTE Pos.	Salaries	FTE Pos.	Salaries
6484-Director of Acupuncture	24	1.0	123,223	1.0	123,223	1.0	123,223
6535-Assoc Chair Div of Pain Mgmt	K	1.0	381,085	1.0	381,085	1.0	381,085
6556-Medical Div Chair XII-SC	K	1.0	415,294	1.0	423,664	1.0	423,664
6563-Attend Physician Sr XII SC	K	1.0	372,171	4.0	1,429,671	4.0	1,429,671
7017-Acupuncturist	21	3.0	218,989	3.0	220,555	3.0	220,555
		15.0	\$2,426,135	19.0	\$3,494,612	19.0	\$3,494,612
17445-Pediatrics							
6823-Ward Clerk (SEIU 73)	CG	-	-	1.0	38,821	1.0	38,821
		-	-	1.0	\$38,821	1.0	\$38,821
17450-Pediatric Anesthesia							
1642-Attending Physician XII	K	1.0	458,553	1.0	467,794	1.0	467,794
6547-Attending Physician XII-SC	K	2.0	762,667	2.0	778,038	2.0	778,038
6563-Attend Physician Sr XII SC	K	1.0	386,466	1.0	394,254	1.0	394,254
		4.0	\$1,607,686	4.0	\$1,640,086	4.0	\$1,640,086
17500-Pediatric Surgery							
3990-APN-Nurse Practitioner	FF	1.0	130,798	1.0	130,799	1.0	130,799
6135-Chr of the Div of Pediat Surg	K12	1.0	300,000	1.0	300,000	1.0	300,000
		2.0	\$430,798	2.0	\$430,799	2.0	\$430,799
17520-Pediatrics-Medicine							
0050-Administrative Assistant IV	18	1.0	71,696	1.0	73,599	1.0	73,599
0294-Administrative Analyst IV	22	1.0	117,049	1.0	119,409	1.0	119,409
1652-Attending Physician Senior 6	K	1.0	212,885	1.0	217,174	1.0	217,174
3990-APN-Nurse Practitioner	FF	4.0	462,423	4.0	475,557	4.0	475,557
4826-Health Advocate - Inpatient	11	-	-	1.0	38,087	1.0	38,087
6162-Ch of the Div of Emerg Med Ed	K12	-	-	2.0	650,000	2.0	650,000
6195-Ch of the Dept of Pediatrics	K12	1.0	385,000	1.0	385,000	1.0	385,000
6250-Residency Program Coordinator	19	1.0	84,552	1.0	87,739	1.0	87,739
6542-Attending Physician IV-SC	K	1.0	255,871	1.0	261,026	1.0	261,026
6544-Attending Physician VI-SC	K	8.0	1,632,097	8.0	1,607,845	8.0	1,607,845
6546-Attending Physician VII-SC	K	4.0	959,142	4.0	978,474	4.0	978,474
6548-Attending Physician VIII-SC	K	3.0	942,560	4.0	976,871	4.0	976,871
6549-Attending Physician IX-SC	K	5.0	1,227,999	5.0	1,252,736	5.0	1,252,736
6552-Medical Div Chair VIII-SC	K	1.0	316,727	-	-	-	-
6553-Medical Div Chair IX SC	K	1.0	339,956	1.0	346,805	1.0	346,805
6558-Attending Physician Sr VI-SC	K	2.0	506,859	2.0	517,067	2.0	517,067
6561-Attending Physician X-SC	K	3.0	817,492	3.0	833,968	3.0	833,968
6564-Attend Physician Sr IX SC	K	1.0	294,987	1.0	300,933	1.0	300,933
6611-Attending Physician Sr X-SC	K	2.0	592,746	2.0	604,694	2.0	604,694
6823-Ward Clerk (SEIU 73)	CG	-	-	1.0	38,821	1.0	38,821
7028-Administrative Asst V-CCHHS	20	1.0	96,345	1.0	96,344	1.0	96,344
7020-Assoc Progm Dir-Int Medicine	K12	-	-	1.0	260,000	1.0	260,000
		41.0	\$9,316,386	46.0	\$10,122,148	46.0	\$10,122,148
17530-Peds. - ICU							
0048-Administrative Assistant III	16	1.0	62,277	1.0	64,022	1.0	64,022
1941-Clinical Nurse I	FA	15.0	1,408,530	19.0	1,797,393	19.0	1,797,393
1942-Clinical Nurse II	FB	4.0	381,999	3.0	305,668	3.0	305,668
3990-APN-Nurse Practitioner	FF	1.0	119,013	1.0	115,848	1.0	115,848
4826-Health Advocate - Inpatient	11	-	-	2.0	105,298	2.0	105,298
5384-Nurse Coordinator II	NS2	1.0	113,443	1.0	115,729	1.0	115,729
6598-Pediatric Cardiac Sonographer	20	1.0	76,487	1.0	78,029	1.0	78,029
6677-In-Hse RegistryNurse-Specialty	RG2	0.5	48,691	-	-	-	-

PERSONAL SERVICES - SUMMARY OF POSITIONS BY PROGRAM AND JOB CODE

Job Code/Title	Grade	2021 Approved & Adopted		2022 Department Request		2022 President's Recommendation	
		FTE Pos.	Salaries	FTE Pos.	Salaries	FTE Pos.	Salaries
6823-Ward Clerk (SEIU 73)	CG	4.0	170,437	5.0	209,258	5.0	209,258
		27.5	\$2,380,877	33.0	\$2,791,245	33.0	\$2,791,245
17620-Pharmacy Inpatient Services							
0048-Administrative Assistant III	16	2.0	128,752	2.0	133,447	2.0	133,447
0050-Administrative Assistant IV	18	1.0	82,186	1.0	82,187	1.0	82,187
1846-Clinical Pharmacist	RX2	5.0	677,840	5.0	677,841	5.0	677,841
1874-Director of Pharmacy	24	1.0	166,204	1.0	166,204	1.0	166,204
1878-Pharmacist	RX1	23.0	3,094,122	24.0	3,228,626	24.0	3,228,626
2051-Pharmacy Tech ARNTE	PB	36.0	2,091,110	36.0	2,050,794	36.0	2,050,794
2103-Pharmacist Manager	24	2.0	297,295	2.0	297,295	2.0	297,295
5311-Post Grad Pharmacist Resident	RXG	3.0	141,586	3.0	141,586	3.0	141,586
		73.0	\$6,679,095	74.0	\$6,777,980	74.0	\$6,777,980
17630-Pharmacy Outpatient Services							
1846-Clinical Pharmacist	RX2	7.0	948,976	7.0	948,977	7.0	948,977
1876-Asst Dir of Pharmacy	24	1.0	162,561	1.0	162,561	1.0	162,561
1878-Pharmacist	RX1	22.0	2,959,595	22.0	2,959,574	22.0	2,959,574
2051-Pharmacy Tech ARNTE	PB	51.0	2,965,885	51.0	3,027,190	51.0	3,027,190
2103-Pharmacist Manager	24	1.0	151,641	1.0	151,641	1.0	151,641
4718-Pharmacy Supervisor IV	RX4	2.0	287,835	2.0	287,835	2.0	287,835
4826-Health Advocate - Inpatient	11	1.0	52,649	-	-	-	-
		85.0	\$7,529,141	84.0	\$7,537,776	84.0	\$7,537,776
17645-Phlebotomy							
1841-Laboratory Technician II	10	1.0	44,751	1.0	44,751	1.0	44,751
1842-Laboratory Technician III	13	4.0	237,830	4.0	237,058	4.0	237,058
1843-Medical Technologist I	14	1.0	59,471	1.0	59,471	1.0	59,471
2128-Phlebotomist III	11	10.0	493,090	8.0	400,974	8.0	400,974
4779-Med Lab Tech II ACHN Sat	11	1.0	52,649	1.0	52,649	1.0	52,649
6802-Scheduler/Dispatcher (SEIU 73)	CF	1.0	38,089	1.0	38,089	1.0	38,089
7785-Clinical Laboratory Assistant	13	3.0	113,189	4.0	151,329	4.0	151,329
		21.0	\$1,039,070	20.0	\$984,322	20.0	\$984,322
17690-Physical Therapy							
0293-Administrative Analyst III	21	1.0	108,230	1.0	110,410	1.0	110,410
0907-Clerk V	11	2.0	108,152	1.0	54,076	1.0	54,076
1914-Physical Therapy Asst	14	2.0	124,469	2.0	124,469	2.0	124,469
1928-Physical Therapist III	20	4.0	414,706	3.0	315,958	3.0	315,958
1930-Physical Therapy Supervisor	20	1.0	101,548	1.0	101,550	1.0	101,550
2035-Physical Therapist II	19	21.0	1,824,705	21.0	1,822,873	21.0	1,822,873
6462-Mgr of Phy & Occup Therapy	23	1.0	110,467	1.0	112,696	1.0	112,696
6561-Attending Physician X-SC	K	-	-	1.0	108,894	1.0	108,894
6882-Rehab Therapy Ops Manager	23	1.0	124,366	1.0	124,368	1.0	124,368
7032-Clerk V - Bilingual	11	-	-	2.0	76,489	2.0	76,489
7657-Physical Therapy Manager	23	1.0	116,155	1.0	118,497	1.0	118,497
8113-System Director of Rehabilitation Services	24	1.0	182,070	1.0	182,070	1.0	182,070
8771-Physical Therapy Assistant, Bi-lingual	PA	1.0	42,218	1.0	42,218	1.0	42,218
9069-Physical Therapy Manager, Pediatrics	23	-	-	1.0	79,932	1.0	79,932
		36.0	\$3,257,086	38.0	\$3,374,501	38.0	\$3,374,501
17695-Physical Therapy Main							
7032-Clerk V - Bilingual	11	1.0	38,865	-	-	-	-
		1.0	\$38,865	-	-	-	-
17775-Plant Operations							
0048-Administrative Assistant III	16	1.0	72,928	1.0	48,786	1.0	48,786

PERSONAL SERVICES - SUMMARY OF POSITIONS BY PROGRAM AND JOB CODE

Job Code/Title	Grade	2021 Approved & Adopted		2022 Department Request		2022 President's Recommendation	
		FTE Pos.	Salaries	FTE Pos.	Salaries	FTE Pos.	Salaries
2316-Supervisor Of Mechanics II	22	1.0	86,884	1.0	88,636	1.0	88,636
2317-Carpenter	X	6.0	618,384	6.0	621,005	6.0	621,005
2318-Carpenter Foreman	X	1.0	108,264	1.0	108,701	1.0	108,701
2324-Electrician	X	8.0	837,824	8.0	848,640	8.0	848,640
2326-Electrician Foreman	X	2.0	221,936	2.0	220,480	2.0	220,480
2331-Machinist	X	3.0	311,563	3.0	310,003	3.0	310,003
2344-Steamfitter	X	2.0	210,496	2.0	211,120	2.0	211,120
2350-Plumber	X	7.0	757,120	8.0	878,592	8.0	878,592
2352-Plumber Foreman	X	1.0	114,504	1.0	114,608	1.0	114,608
2354-Painter	X	7.0	703,248	7.0	717,808	7.0	717,808
2356-Painter Foreman	X	1.0	112,757	1.0	113,027	1.0	113,027
2361-Plasterer	X	1.0	105,040	1.0	104,000	1.0	104,000
2381-Motor Vehicle Driver I	X	4.0	319,904	4.0	319,072	4.0	319,072
2382-Motor Vehicle Driver II	X	1.0	81,328	1.0	81,120	1.0	81,120
2392-Laborer	X	1.0	93,018	1.0	121,618	1.0	121,618
2445-Mechanical Assistant	X	4.0	327,026	4.0	318,706	4.0	318,706
2451-Operating Engineer I	X	17.0	1,782,581	17.0	1,761,989	17.0	1,761,989
2452-Operating Engineer II	X	2.0	219,856	2.0	218,192	2.0	218,192
2453-Operating Engineer III	X	1.0	120,723	1.0	120,016	1.0	120,016
6824-Bldng Srvc Wrkr SEIU 73)	CG	1.0	45,011	1.0	45,011	1.0	45,011
		72.0	\$7,250,395	73.0	\$7,371,130	73.0	\$7,371,130
17795-Plastic Surgery							
1816-Physician Assistant I	22	1.0	107,080	1.0	107,080	1.0	107,080
3990-APN-Nurse Practitioner	FF	-	-	1.0	115,848	1.0	115,848
6136-Chr of the Div of Plast Surg	K12	1.0	415,000	1.0	415,000	1.0	415,000
6250-Residency Program Coordinator	19	1.0	73,896	1.0	77,035	1.0	77,035
6563-Attend Physician Sr XII SC	K	1.0	434,920	1.0	443,681	1.0	443,681
7428-Attending Physician XII - Plastic Surgery (Hand)	K12	1.0	399,768	1.0	424,246	1.0	424,246
		5.0	\$1,430,664	6.0	\$1,582,891	6.0	\$1,582,891
17870-Nursing Administration							
0050-Administrative Assistant IV	18	2.0	148,426	2.0	152,424	2.0	152,424
0293-Administrative Analyst III	21	1.0	73,721	-	-	-	-
1687-Assistant Administrator	23	1.0	87,156	-	-	-	-
1708-Associate Administrator	24	-	-	1.0	110,000	1.0	110,000
1941-Clinical Nurse I	FA	1.0	101,820	28.0	2,479,185	28.0	2,479,185
1942-Clinical Nurse II	FB	-	-	3.0	185,665	3.0	185,665
4826-Health Advocate - Inpatient	11	-	-	39.0	1,337,750	39.0	1,337,750
5388-House Administrator	NS2	4.0	437,357	7.0	712,625	7.0	712,625
6823-Ward Clerk (SEIU 73)	CG	4.0	166,758	5.0	208,849	5.0	208,849
6920-Dir of Critical Care Nursing	24	1.0	178,533	1.0	178,533	1.0	178,533
6921-Dir of Med/Surgical-Nursing	24	1.0	173,122	-	-	-	-
7028-Administrative Asst V-CCHHS	20	-	-	1.0	67,548	1.0	67,548
8002-Chief Nursing Officer, Stroger Hospital	24	1.0	223,600	1.0	233,600	1.0	233,600
8004-Assoc Nurse Exec Qual Dev & AP	24	1.0	218,000	1.0	218,000	1.0	218,000
8133-Director of Systems & Operations in Nursing	24	1.0	145,656	1.0	145,656	1.0	145,656
8127-Director of Medical/Surgical-Nursing	24	-	-	1.0	168,000	1.0	168,000
9136-RN Coordinator Bed Management	NS3	-	-	1.0	109,437	1.0	109,437
		18.0	\$1,954,150	92.0	\$6,307,272	92.0	\$6,307,272
17900-Post Anesthesiology Recovery Wards 70 & 80							
1697-Certified Nursing Asst ARNTE	DE	-	-	1.0	42,430	1.0	42,430
1941-Clinical Nurse I	FA	23.0	2,191,043	36.0	3,418,020	36.0	3,418,020

PERSONAL SERVICES - SUMMARY OF POSITIONS BY PROGRAM AND JOB CODE

Job Code/Title	Grade	2021 Approved & Adopted		2022 Department Request		2022 President's Recommendation	
		FTE Pos.	Salaries	FTE Pos.	Salaries	FTE Pos.	Salaries
1942-Clinical Nurse II	FB	3.0	320,112	3.0	320,112	3.0	320,112
1943-Nurse Clinician	FC	1.0	112,069	1.0	96,880	1.0	96,880
4826-Health Advocate - Inpatient	11	1.0	46,221	3.0	141,864	3.0	141,864
4828-Ward Clerk	CF	1.0	40,624	1.0	40,624	1.0	40,624
6823-Ward Clerk (SEIU 73)	CG	2.0	86,195	1.0	45,011	1.0	45,011
		31.0	\$2,796,265	46.0	\$4,104,942	46.0	\$4,104,942
17905-Post Graduate							
0048-Administrative Assistant III	16	2.0	134,679	1.0	76,573	1.0	76,573
0050-Administrative Assistant IV	18	1.0	68,781	1.0	71,703	1.0	71,703
0253-Business Manager III	22	1.0	86,638	1.0	88,385	1.0	88,385
6168-Chair of Div of Post Grad Med	K12	1.0	358,282	1.0	358,282	1.0	358,282
6250-Residency Program Coordinator	19	2.0	151,984	3.0	240,556	3.0	240,556
6552-Medical Div Chair VIII-SC	K	-	-	1.0	166,862	1.0	166,862
7020-Assoc Progm Dir-Int Medicine	K12	1.0	245,000	1.0	245,000	1.0	245,000
		8.0	\$1,045,364	9.0	\$1,247,361	9.0	\$1,247,361
17930-Postanesthesia Care							
1642-Attending Physician XII	K	1.0	378,035	1.0	385,653	1.0	385,653
		1.0	\$378,035	1.0	\$385,653	1.0	\$385,653
18280-Psychiatry Administration							
1687-Assistant Administrator	23	1.0	119,862	1.0	122,281	1.0	122,281
5725-Psychologist-Stroger	PSY	1.0	132,250	1.0	132,251	1.0	132,251
6203-Ch of the Dept of Psychiatry	K12	1.0	345,020	1.0	365,000	1.0	365,000
6206-Ch of the Div of Psychiatry ER	K12	1.0	301,267	1.0	301,267	1.0	301,267
6549-Attending Physician IX-SC	K	1.0	293,177	1.0	288,960	1.0	288,960
		5.0	\$1,191,576	5.0	\$1,209,759	5.0	\$1,209,759
18300-Psychiatry-Adolescent							
0050-Administrative Assistant IV	18	1.0	88,028	1.0	88,030	1.0	88,030
3990-APN-Nurse Practitioner	FF	1.0	130,798	1.0	130,799	1.0	130,799
		2.0	\$218,827	2.0	\$218,828	2.0	\$218,828
18305-Psychiatry-Ambulatory							
1943-Nurse Clinician	FC	1.0	112,069	1.0	112,068	1.0	112,068
3990-APN-Nurse Practitioner	FF	1.0	130,798	1.0	130,799	1.0	130,799
5725-Psychologist-Stroger	PSY	6.0	771,976	6.0	744,713	6.0	744,713
6204-Ch of the Div of Cons Liasion	K12	1.0	275,000	1.0	275,000	1.0	275,000
6207-Ch of the Div of Ad Outpt Psyc	K12	1.0	275,405	1.0	275,405	1.0	275,405
6544-Attending Physician VI-SC	K	1.0	277,682	1.0	283,276	1.0	283,276
6546-Attending Physician VII-SC	K	2.0	527,517	3.0	700,456	3.0	700,456
6557-Attending Physician Sr V-SC	K	1.0	276,488	1.0	282,056	1.0	282,056
6559-Attend Physician Sr VII-SC	K	1.0	278,247	-	-	-	-
6738-Psychiatric Social Worker	20	8.0	703,674	9.0	769,600	9.0	769,600
6749-Neuropsychologist	K	1.0	108,894	1.0	140,370	1.0	140,370
7919-Psychiatric Adv Prac Registered Nurse	FF	3.0	230,268	3.0	347,543	3.0	347,543
9083-Chief Psychologist	K	-	-	1.0	108,894	1.0	108,894
		27.0	\$3,968,018	29.0	\$4,170,180	29.0	\$4,170,180
18310-Psychiatry-Child							
1652-Attending Physician Senior 6	K	1.0	274,601	1.0	280,130	1.0	280,130
5725-Psychologist-Stroger	PSY	3.0	396,751	3.0	396,752	3.0	396,752
6552-Medical Div Chair VIII-SC	K	1.0	287,461	1.0	108,894	1.0	108,894
		5.0	\$958,814	5.0	\$785,776	5.0	\$785,776
18395-Pulmonary Med - Respiratory Care							
0253-Business Manager III	22	1.0	88,431	1.0	90,212	1.0	90,212

PERSONAL SERVICES - SUMMARY OF POSITIONS BY PROGRAM AND JOB CODE

Job Code/Title	Grade	2021 Approved & Adopted		2022 Department Request		2022 President's Recommendation	
		FTE Pos.	Salaries	FTE Pos.	Salaries	FTE Pos.	Salaries
0293-Administrative Analyst III	21	1.0	84,837	1.0	86,545	1.0	86,545
1985-Respiratory Therapy Supvr	18	3.0	250,536	1.0	88,469	1.0	88,469
2036-Respiratory Therapist	16	35.0	2,454,316	35.0	2,307,941	35.0	2,307,941
6548-Attending Physician VIII-SC	K	1.0	220,214	1.0	224,651	1.0	224,651
6561-Attending Physician X-SC	K	1.0	257,879	1.0	263,077	1.0	263,077
7120-Manager of Respiratory Service	23	1.0	94,134	1.0	96,038	1.0	96,038
7638-Critical Care Respiratory Specialist	21	4.0	291,359	4.0	304,418	4.0	304,418
8131-System Director of Respiratory Srvs	24	1.0	156,060	1.0	156,060	1.0	156,060
9150-Associate Manager of Respiratory Services	22	-	-	2.0	152,085	2.0	152,085
		48.0	\$3,897,766	48.0	\$3,769,496	48.0	\$3,769,496
18400-Pulmonary Medicine-Clinical							
0048-Administrative Assistant III	16	1.0	76,572	1.0	76,573	1.0	76,573
0907-Clerk V	11	1.0	54,076	1.0	54,076	1.0	54,076
1845-Medical Technologist III	T18	1.0	88,175	1.0	88,175	1.0	88,175
1943-Nurse Clinician	FC	1.0	112,069	1.0	112,068	1.0	112,068
3990-APN-Nurse Practitioner	FF	1.0	128,161	1.0	130,109	1.0	130,109
6170-Ch of the Div of Pul Med ICU	K12	1.0	377,649	1.0	377,649	1.0	377,649
6561-Attending Physician X-SC	K	5.0	1,225,535	5.0	1,246,859	5.0	1,246,859
6574-Med Dept Assoc Chr-Int Med SC	K	1.0	332,883	1.0	339,591	1.0	339,591
6582-Pulmonary Fellow/Pgrm Dir SC	K	1.0	272,075	1.0	277,555	1.0	277,555
6611-Attending Physician Sr X-SC	K	2.0	628,662	2.0	641,330	2.0	641,330
6649-Lung Health Educator	19	5.0	345,331	5.0	358,190	5.0	358,190
6650-Pulmonary Clinical Director	24	1.0	104,333	1.0	104,333	1.0	104,333
6757-Dir Med Intensive Care Unit	K12	1.0	346,216	1.0	346,216	1.0	346,216
7836-Inverventional Pulmonologist	K	1.0	324,212	1.0	108,894	1.0	108,894
		23.0	\$4,415,949	23.0	\$4,261,620	23.0	\$4,261,620
18405-Pulmonary Procedures							
0907-Clerk V	11	-	-	1.0	34,301	1.0	34,301
2036-Respiratory Therapist	16	3.0	179,638	3.0	183,243	3.0	183,243
		3.0	\$179,638	4.0	\$217,545	4.0	\$217,545
18445-Quality Assurance							
0050-Administrative Assistant IV	18	2.0	170,214	2.0	170,824	2.0	170,824
1050-Patient Service Coordinator	14	6.0	365,104	6.0	370,763	6.0	370,763
1724-Asst Dir of Quality Assurance	21	1.0	69,164	-	-	-	-
1943-Nurse Clinician	FC	1.0	112,069	-	-	-	-
5411-Director of Patient Relations	24	1.0	132,546	1.0	132,546	1.0	132,546
6417-Quality Data Manager	22	1.0	92,440	1.0	94,306	1.0	94,306
6418-Quality Data Analyst	20	1.0	68,647	2.0	132,942	2.0	132,942
6771-Dir Qual Regul Affairs & Accrd	24	1.0	146,072	-	-	-	-
6773-Mgr Clinical Excellence & PI	23	1.0	127,782	4.0	368,815	4.0	368,815
7030-Patient Safety Manager	23	-	-	1.0	79,932	1.0	79,932
8019-Chief Quality Officer	24	1.0	342,000	1.0	342,000	1.0	342,000
8052-Chief Experience Officer	24	1.0	141,427	1.0	141,427	1.0	141,427
8053-Director of Planning & Analsi	24	1.0	124,848	1.0	124,848	1.0	124,848
8058-Director of Quality Ambulatory	24	1.0	151,397	1.0	155,000	1.0	155,000
8099-Associate Chief Quality Officer	23	-	-	1.0	200,000	1.0	200,000
8108-Director of Patient Safety	24	1.0	156,060	1.0	156,060	1.0	156,060
8111-Director of Quality - Regulatory Affairs & Accreditation	24	-	-	1.0	146,072	1.0	146,072
8112-Director of Quality Improvement, Hospital Based Services	24	2.0	314,058	2.0	300,858	2.0	300,858
8760-Asst Dir of Qual Reg Affairs & Accreditation	23	-	-	1.0	79,932	1.0	79,932
		22.0	\$2,513,828	27.0	\$2,996,326	27.0	\$2,996,326

PERSONAL SERVICES - SUMMARY OF POSITIONS BY PROGRAM AND JOB CODE

Job Code/Title	Grade	2021 Approved & Adopted		2022 Department Request		2022 President's Recommendation	
		FTE Pos.	Salaries	FTE Pos.	Salaries	FTE Pos.	Salaries
18485-Radiology							
1642-Attending Physician XII	K	2.0	691,584	2.0	707,876	2.0	707,876
1779-Med Dept Chair Radiology	K	1.0	505,733	1.0	505,733	1.0	505,733
1794-Post Graduate Level Physician	J1	1.0	64,096	1.0	70,418	1.0	70,418
6209-Ch of the Div of Radiology Adm	K12	1.0	420,000	1.0	420,000	1.0	420,000
6213-Ch of the Div of Mammography	K12	1.0	380,375	1.0	380,375	1.0	380,375
6214-Ch of the Div of Nuclear Med	K12	1.0	375,154	1.0	375,154	1.0	375,154
6248-Ch of the Div of Musculos Imag	K12	1.0	355,000	1.0	355,000	1.0	355,000
6540-Med Dept Chair-Radiology SC	K	1.0	416,280	1.0	424,669	1.0	424,669
6547-Attending Physician XII-SC	K	5.0	1,696,110	5.0	1,733,981	5.0	1,733,981
6556-Medical Div Chair XII-SC	K	3.0	1,149,766	2.0	876,035	2.0	876,035
6563-Attend Physician Sr XII SC	K	7.0	2,994,458	7.0	3,054,798	7.0	3,054,798
6893-DiagRadiologyResidencyProgDir	K12	1.0	383,136	1.0	383,136	1.0	383,136
7117-Attending Physician XII-SC-NON	K12	3.0	907,046	1.0	373,632	1.0	373,632
		28.0	\$10,338,740	25.0	\$9,660,808	25.0	\$9,660,808
18490-Radiology - General X-ray							
0907-Clerk V	11	8.0	409,916	8.0	407,467	8.0	407,467
1915-X-Ray Technician Aide	CE	3.0	125,004	2.0	87,614	2.0	87,614
2077-Radiologic Technologist	T16	26.0	1,750,049	26.0	1,743,153	26.0	1,743,153
2098-ULTRASOUND TECHNICIAN	17	1.0	80,581	1.0	80,581	1.0	80,581
5296-Medical Assistant	12	-	-	1.0	36,712	1.0	36,712
6802-Scheduler/Dispatcher (SEIU 73)	CF	4.0	169,795	3.0	133,193	3.0	133,193
		42.0	\$2,535,344	41.0	\$2,488,720	41.0	\$2,488,720
18505-Radiology Administration							
0907-Clerk V	11	1.0	54,076	-	-	-	-
0919-Business Office Supervisor	13	1.0	60,212	-	-	-	-
1941-Clinical Nurse I	FA	14.0	1,312,545	14.0	1,350,506	14.0	1,350,506
1942-Clinical Nurse II	FB	1.0	106,704	1.0	106,704	1.0	106,704
2050-Radiology Scheduler Supervisor	17	1.0	73,768	1.0	75,253	1.0	75,253
2077-Radiologic Technologist	T16	1.0	72,552	1.0	72,552	1.0	72,552
2078-NUCLEAR MED TECH SR	18	1.0	82,341	1.0	82,341	1.0	82,341
2081-Supv Diagnostic Radiology	17	3.0	233,277	2.0	153,589	2.0	153,589
4826-Health Advocate - Inpatient	11	-	-	1.0	52,649	1.0	52,649
6250-Residency Program Coordinator	19	1.0	80,729	1.0	84,167	1.0	84,167
6600-PACS Assistant	16	-	-	1.0	48,786	1.0	48,786
6999-Technical Supervisor-Mammograp	17	1.0	91,810	1.0	93,661	1.0	93,661
7450-Clinical Manager Ambulatory Procedure Unit	NS3	1.0	120,010	1.0	122,428	1.0	122,428
7696-Clinical Nurse II, Mamography	FB	1.0	106,704	1.0	106,704	1.0	106,704
9046-Technical Supervisor - Ultrasound	20	-	-	1.0	62,912	1.0	62,912
9188-Mammography Operations Supervisor	17	-	-	1.0	48,782	1.0	48,782
		27.0	\$2,394,729	28.0	\$2,461,034	28.0	\$2,461,034
18520-Radiology-Oak Forest							
1941-Clinical Nurse I	FA	1.0	101,820	1.0	101,820	1.0	101,820
2077-Radiologic Technologist	T16	4.0	295,424	4.0	295,424	4.0	295,424
2098-ULTRASOUND TECHNICIAN	17	1.0	66,947	1.0	70,254	1.0	70,254
2141-Special Procedures Technician	17	2.0	147,336	2.0	150,622	2.0	150,622
		8.0	\$611,527	8.0	\$618,121	8.0	\$618,121
18525-Radiology-Oncology							
2078-NUCLEAR MED TECH SR	18	1.0	83,820	-	-	-	-
4785-Special Procedures Tech II	19	1.0	94,469	1.0	94,469	1.0	94,469
7160-Manager of Imaging Services	23	1.0	129,018	1.0	124,061	1.0	124,061

PERSONAL SERVICES - SUMMARY OF POSITIONS BY PROGRAM AND JOB CODE

Job Code/Title	Grade	2021 Approved & Adopted		2022 Department Request		2022 President's Recommendation	
		FTE Pos.	Salaries	FTE Pos.	Salaries	FTE Pos.	Salaries
18530-Radiology-PACS							
0907-Clerk V	11	1.0	54,076	1.0	54,076	1.0	54,076
4235-Technical Manager IV - PACS	24	1.0	137,114	1.0	137,114	1.0	137,114
		2.0	\$191,190	2.0	\$191,190	2.0	\$191,190
18535-Radiology-Sectional Imaging							
1608-MRI Technician	17	6.0	402,842	5.0	353,661	5.0	353,661
2097-CAT TECHNOLOGIST	17	14.0	1,030,987	18.0	1,234,409	18.0	1,234,409
2098-ULTRASOUND TECHNICIAN	17	11.0	753,382	11.0	783,766	11.0	783,766
2141-Special Procedures Technician	17	2.0	154,477	2.0	155,971	2.0	155,971
5296-Medical Assistant	12	1.0	51,603	1.0	51,719	1.0	51,719
6547-Attending Physician XII-SC	K	-	-	1.0	168,534	1.0	168,534
6802-Scheduler/Dispatcher (SEIU 73)	CF	1.0	41,567	1.0	42,166	1.0	42,166
6987-Technical Supervisor - CT/MRI	17	1.0	62,912	-	-	-	-
7160-Manager of Imaging Services	23	-	-	1.0	79,932	1.0	79,932
7535-Spec Proc Techno - IR/X-Ray	17	-	-	1.0	52,354	1.0	52,354
7611-Chair of the Division of Body Imaging	K12	1.0	375,000	-	-	-	-
7643-Technical Supervisor - CT	20	1.0	89,243	1.0	91,043	1.0	91,043
7666-PET/CT Technologist	19	1.0	75,909	1.0	79,617	1.0	79,617
7927-Radiologist with Nuclear Med	K12	1.0	336,000	1.0	320,000	1.0	320,000
		40.0	\$3,373,921	44.0	\$3,413,171	44.0	\$3,413,171
18540-Radiology-Special Procedures							
0907-Clerk V	11	1.0	46,898	1.0	48,617	1.0	48,617
2097-CAT TECHNOLOGIST	17	1.0	78,599	-	-	-	-
2141-Special Procedures Technician	17	1.0	78,467	2.0	129,436	2.0	129,436
7535-Spec Proc Techno - IR/X-Ray	17	1.0	76,722	1.0	77,083	1.0	77,083
		4.0	\$280,686	4.0	\$255,136	4.0	\$255,136
18800-Patient Access							
1518-Caseworker Mang Unit	16	65.0	4,451,361	60.0	4,130,877	60.0	4,130,877
5506-Pat Access Supervisor Pre-Reg	21	1.0	106,303	1.0	109,190	1.0	109,190
5507-Pat Access Supervisor Fin Coun	21	4.0	410,561	4.0	422,779	4.0	422,779
7053-Caseworker III - CCHHS	16	1.0	76,954	1.0	76,954	1.0	76,954
7744-Caseworker MANG Unit, Bilingual	16	1.0	54,662	7.0	359,842	7.0	359,842
		72.0	\$5,099,841	73.0	\$5,099,641	73.0	\$5,099,641
18825-Renal Dialysis							
0907-Clerk V	11	1.0	42,995	2.0	77,296	2.0	77,296
1941-Clinical Nurse I	FA	6.0	578,737	6.0	581,749	6.0	581,749
1942-Clinical Nurse II	FB	1.0	103,597	1.0	103,596	1.0	103,596
2084-DIALYSIS TECHNICIAN	13	11.0	466,960	7.0	316,266	7.0	316,266
6823-Ward Clerk (SEIU 73)	CG	1.0	43,058	-	-	-	-
7450-Clinical Manager Ambulatory Procedure Unit	NS3	1.0	109,437	1.0	124,257	1.0	124,257
7697-Clinical Nurse II, Peritoneal Dialysis Bi-Lin	FB	1.0	84,710	-	-	-	-
7698-Clinical Nurse II, Hemodialysis	FB	1.0	87,474	1.0	90,595	1.0	90,595
7840-APN-NP, Nephrology	FF	1.0	76,756	-	-	-	-
8994-Peritoneal Dialysis & Hemodialysis Nurse Prog Coord	NS2	-	-	2.0	168,879	2.0	168,879
		24.0	\$1,593,724	20.0	\$1,462,638	20.0	\$1,462,638
18830-Renal Diseases							
0050-Administrative Assistant IV	18	1.0	88,028	1.0	88,030	1.0	88,030
0293-Administrative Analyst III	21	1.0	82,378	1.0	84,038	1.0	84,038
1816-Physician Assistant I	22	-	-	1.0	107,080	1.0	107,080
3990-APN-Nurse Practitioner	FF	2.0	258,573	2.0	259,010	2.0	259,010

PERSONAL SERVICES - SUMMARY OF POSITIONS BY PROGRAM AND JOB CODE

Job Code/Title	Grade	2021 Approved & Adopted		2022 Department Request		2022 President's Recommendation	
		FTE Pos.	Salaries	FTE Pos.	Salaries	FTE Pos.	Salaries
6172-Ch of the Div of Ren Dis Nep	K12	1.0	329,803	1.0	329,803	1.0	329,803
6512-Dir of Renal Procedures	K	1.0	292,950	1.0	298,854	1.0	298,854
6549-Attending Physician IX-SC	K	4.0	1,026,844	4.0	1,047,538	4.0	1,047,538
6564-Attend Physician Sr IX SC	K	1.0	280,023	1.0	285,666	1.0	285,666
6863-DirectorofPeritoneal Dialysis	K12	1.0	260,775	1.0	260,775	1.0	260,775
7843-Medical Technologist Trainee	13	1.0	36,714	1.0	36,714	1.0	36,714
7972-Attndng Phys Dir of Hemodialysis	K	1.0	291,989	-	-	-	-
9059-Medical Director of Dialysis Services	K	-	-	1.0	316,246	1.0	316,246
		14.0	\$2,948,077	15.0	\$3,113,754	15.0	\$3,113,754
18850-Reproductive Endocrinology							
1816-Physician Assistant I	22	1.0	135,647	1.0	135,647	1.0	135,647
7150-RHS Clerk V	11	1.0	51,501	1.0	51,503	1.0	51,503
		2.0	\$187,148	2.0	\$187,150	2.0	\$187,150
18940-Retro Virology							
1816-Physician Assistant I	22	2.0	236,739	2.0	223,477	2.0	223,477
3990-APN-Nurse Practitioner	FF	2.0	261,597	2.0	240,650	2.0	240,650
6546-Attending Physician VII-SC	K	1.0	205,077	1.0	209,211	1.0	209,211
		5.0	\$703,413	5.0	\$673,337	5.0	\$673,337
18960-Patient Financial Services							
5506-Pat Access Supervisor Pre-Reg	21	1.0	106,303	1.0	109,190	1.0	109,190
5507-Pat Access Supervisor Fin Coun	21	1.0	106,405	1.0	109,285	1.0	109,285
6527-Pre-Registration Specialist	11	29.0	1,488,737	63.0	2,785,946	63.0	2,785,946
		31.0	\$1,701,445	65.0	\$3,004,420	65.0	\$3,004,420
18970-Rheumatology							
0050-Administrative Assistant IV	18	1.0	70,958	1.0	73,599	1.0	73,599
3990-APN-Nurse Practitioner	FF	1.0	103,440	1.0	107,151	1.0	107,151
6549-Attending Physician IX-SC	K	-	-	1.0	169,383	1.0	169,383
6554-Medical Div Chair X SC	K	1.0	292,629	1.0	298,527	1.0	298,527
6564-Attend Physician Sr IX SC	K	3.0	823,140	3.0	839,725	3.0	839,725
		6.0	\$1,290,168	7.0	\$1,488,385	7.0	\$1,488,385
19085-Same Day Surgery							
0907-Clerk V	11	2.0	107,500	1.0	44,248	1.0	44,248
1941-Clinical Nurse I	FA	14.0	1,364,779	14.0	1,378,315	14.0	1,378,315
1942-Clinical Nurse II	FB	2.0	212,350	2.0	212,519	2.0	212,519
4826-Health Advocate - Inpatient	11	2.0	87,381	2.0	91,699	2.0	91,699
6823-Ward Clerk (SEIU 73)	CG	3.0	133,080	6.0	248,092	6.0	248,092
6842-Ward Clerk (SEIU 73) Stroger	DK	1.0	46,977	-	-	-	-
		24.0	\$1,952,067	25.0	\$1,974,873	25.0	\$1,974,873
19315-SICU Nursing							
1941-Clinical Nurse I	FA	22.0	2,077,591	24.0	2,243,077	24.0	2,243,077
1942-Clinical Nurse II	FB	4.0	426,816	4.0	426,816	4.0	426,816
4826-Health Advocate - Inpatient	11	2.0	90,736	1.0	52,649	1.0	52,649
5384-Nurse Coordinator II	NS2	1.0	123,352	1.0	121,276	1.0	121,276
6823-Ward Clerk (SEIU 73)	CG	3.0	127,300	3.0	127,865	3.0	127,865
		32.0	\$2,845,796	33.0	\$2,971,683	33.0	\$2,971,683
19365-Sleep Medicine							
3990-APN-Nurse Practitioner	FF	1.0	129,504	1.0	130,651	1.0	130,651
6561-Attending Physician X-SC	K	2.0	334,559	2.0	414,203	2.0	414,203
		3.0	\$464,064	3.0	\$544,854	3.0	\$544,854
19560-Speech, Language And Hearing Services							
1907-Audiologist II	19	2.0	179,639	2.0	180,906	2.0	180,906

PERSONAL SERVICES - SUMMARY OF POSITIONS BY PROGRAM AND JOB CODE

Job Code/Title	Grade	2021 Approved & Adopted		2022 Department Request		2022 President's Recommendation	
		FTE Pos.	Salaries	FTE Pos.	Salaries	FTE Pos.	Salaries
1940-Speech Language Pathologist II	20	3.0	278,191	4.0	364,362	4.0	364,362
7043-MgrSpeechLanguage&Hearing Svcs	23	1.0	79,930	1.0	118,415	1.0	118,415
		6.0	\$537,759	7.0	\$663,683	7.0	\$663,683
19625-Sterile Processing & Distribution (SPD) Services							
0254-Business Manager IV	23	1.0	86,572	-	-	-	-
4780-Sterile Processing Technician	11	2.0	93,072	1.0	50,365	1.0	50,365
5904-Process Analyst	21	3.0	207,492	-	-	-	-
6656-Sterile Processing Manager	23	-	-	1.0	79,932	1.0	79,932
6930-Sterile Processing Tech-Cert	12	37.0	1,678,311	37.0	1,701,082	37.0	1,701,082
7622-Sterile Processing Supervisor	23	-	-	2.0	138,328	2.0	138,328
8921-Sterile Processing & Dist Coord - HHS	23	-	-	1.0	69,164	1.0	69,164
		43.0	\$2,065,447	42.0	\$2,038,872	42.0	\$2,038,872
19835-Surgery Administration							
0253-Business Manager III	22	1.0	91,784	1.0	93,637	1.0	93,637
0293-Administrative Analyst III	21	1.0	81,796	1.0	83,444	1.0	83,444
0294-Administrative Analyst IV	22	-	-	1.0	76,043	1.0	76,043
1780-Med Dept Chair Surgery	K12	1.0	550,852	1.0	550,852	1.0	550,852
1816-Physician Assistant I	22	-	-	5.0	485,016	5.0	485,016
2137-Dietician II	16	1.0	54,207	1.0	60,717	1.0	60,717
5296-Medical Assistant	12	2.0	81,586	-	-	-	-
6250-Residency Program Coordinator	19	-	-	1.0	80,746	1.0	80,746
6400-Surgical Quality Manager	23	1.0	117,780	1.0	120,156	1.0	120,156
6573-Medical Department Associate Chair, Surgery	K	1.0	108,894	1.0	408,543	1.0	408,543
7117-Attending Physician XII-SC-NON	K12	1.0	408,243	1.0	408,243	1.0	408,243
7859-APN-NP, Surgery	FF	1.0	105,065	-	-	-	-
		10.0	\$1,600,208	14.0	\$2,367,398	14.0	\$2,367,398
19895-Surgical Critical Care							
1816-Physician Assistant I	22	1.0	127,860	1.0	131,695	1.0	131,695
6117-Chair of the Div of Sur Cr Car	K12	1.0	398,138	1.0	398,138	1.0	398,138
6545-Attending Physician XI-SC	K	1.0	267,907	1.0	273,307	1.0	273,307
7412-Attending Physician Sr XII	K12	1.0	313,247	1.0	313,247	1.0	313,247
		4.0	\$1,107,151	4.0	\$1,116,387	4.0	\$1,116,387
20185-Telephone Room							
1004-Telephone Operator IV	14	1.0	55,401	1.0	57,755	1.0	57,755
6722-Telephone Operator III AFSCME	11	1.0	46,898	1.0	47,193	1.0	47,193
6723-Telephone Operator AFSCME	11	5.0	225,333	4.0	192,693	4.0	192,693
		7.0	\$327,632	6.0	\$297,641	6.0	\$297,641
20240-Tice Library							
0191-Librarian V	20	1.0	89,088	1.0	90,886	1.0	90,886
3976-Library Assistant	15	1.0	48,356	1.0	49,333	1.0	49,333
		2.0	\$137,444	2.0	\$140,219	2.0	\$140,219
20375-Trauma Administration							
0293-Administrative Analyst III	21	1.0	77,366	1.0	78,928	1.0	78,928
0759-Violence Prevent Prog Coord	23	1.0	112,735	-	-	-	-
0955-Data Entry Operator III/G11	11	1.0	54,076	-	-	-	-
2199-Chair Dept of Trauma Burn Svc	K12	1.0	531,723	1.0	531,723	1.0	531,723
3991-APN-Clinical Nurse Specialist	FF	-	-	1.0	76,756	1.0	76,756
6224-Ch of the Div of Trauma Admin	K12	1.0	392,744	1.0	392,744	1.0	392,744
6225-Ch of the Div of Pr HI Cr V Pr	K12	1.0	392,774	1.0	392,774	1.0	392,774
6244-Trauma Program Coordinator	23	1.0	113,612	1.0	113,612	1.0	113,612
6450-Fellow Prg Dir Trau & Burn	K	1.0	363,531	1.0	370,858	1.0	370,858

PERSONAL SERVICES - SUMMARY OF POSITIONS BY PROGRAM AND JOB CODE

Job Code/Title	Grade	2021 Approved & Adopted		2022 Department Request		2022 President's Recommendation	
		FTE Pos.	Salaries	FTE Pos.	Salaries	FTE Pos.	Salaries
6547-Attending Physician XII-SC	K	3.0	783,881	3.0	855,450	3.0	855,450
6572-Med Dept Chair-Physiatry SC	K	1.0	315,742	1.0	322,103	1.0	322,103
6778-Attending Physician XII	K12	-	-	1.0	270,000	1.0	270,000
6854-Trauma Registrar	18	7.0	475,934	7.0	484,474	7.0	484,474
7745-Trauma Education & Residency Program Coordinator	19	1.0	80,729	1.0	84,167	1.0	84,167
		20.0	\$3,694,846	20.0	\$3,973,589	20.0	\$3,973,589
20380-Trauma Anesthesia							
1844-Medical Technologist II	T16	1.0	76,810	1.0	76,810	1.0	76,810
1911-Anesthesia Technician	12	5.0	266,381	5.0	262,300	5.0	262,300
3993-APN-Cert Reg Nurse Anesthetist	RNA	12.0	2,080,686	12.0	2,084,382	12.0	2,084,382
3994-APN-CRNA Chief Nurse Anesthet	NS5	1.0	200,325	1.0	200,325	1.0	200,325
		19.0	\$2,624,203	19.0	\$2,623,818	19.0	\$2,623,818
20385-Trauma ICU							
1941-Clinical Nurse I	FA	19.0	1,713,086	19.0	1,713,801	19.0	1,713,801
1942-Clinical Nurse II	FB	5.0	503,783	5.0	515,543	5.0	515,543
1943-Nurse Clinician	FC	-	-	1.0	65,788	1.0	65,788
4826-Health Advocate - Inpatient	11	3.0	142,629	3.0	145,300	3.0	145,300
5384-Nurse Coordinator II	NS2	1.0	111,201	1.0	109,437	1.0	109,437
6823-Ward Clerk (SEIU 73)	CG	5.0	213,420	5.0	204,967	5.0	204,967
		33.0	\$2,684,120	34.0	\$2,754,837	34.0	\$2,754,837
20395-Trauma Observation							
1524-Medical Social Worker III	17	-	-	2.0	116,343	2.0	116,343
1794-Post Graduate Level Physician	J1	2.0	144,726	2.0	121,571	2.0	121,571
1941-Clinical Nurse I	FA	9.0	801,575	9.0	804,638	9.0	804,638
1942-Clinical Nurse II	FB	2.0	210,301	2.0	198,964	2.0	198,964
2064-Emergency Room Technician II	16	1.0	62,313	1.0	65,318	1.0	65,318
4826-Health Advocate - Inpatient	11	2.0	100,285	2.0	87,800	2.0	87,800
		16.0	\$1,319,200	18.0	\$1,394,634	18.0	\$1,394,634
20405-Trauma Resuscitation							
1941-Clinical Nurse I	FA	15.0	1,239,603	15.0	1,258,762	15.0	1,258,762
		15.0	\$1,239,603	15.0	\$1,258,762	15.0	\$1,258,762
20500-Urology							
0048-Administrative Assistant III	16	1.0	72,125	1.0	74,526	1.0	74,526
1816-Physician Assistant I	22	2.0	219,426	2.0	222,796	2.0	222,796
1941-Clinical Nurse I	FA	1.0	101,820	1.0	101,820	1.0	101,820
3990-APN-Nurse Practitioner	FF	1.0	130,798	1.0	130,799	1.0	130,799
6137-Chr of the Div of Urology Surg	K12	1.0	559,750	1.0	559,750	1.0	559,750
6563-Attend Physician Sr XII SC	K	3.0	1,221,535	3.0	1,256,225	3.0	1,256,225
7028-Administrative Asst V-CCHHS	20	1.0	106,022	1.0	106,022	1.0	106,022
7839-Urologist	K	1.0	108,894	1.0	328,908	1.0	328,908
		11.0	\$2,520,371	11.0	\$2,780,846	11.0	\$2,780,846
20525-Vascular Surgery							
1816-Physician Assistant I	22	1.0	107,080	1.0	110,394	1.0	110,394
1842-Laboratory Technician III	13	1.0	60,578	-	-	-	-
1860-Scientific Officer I	21	1.0	111,644	1.0	111,644	1.0	111,644
3990-APN-Nurse Practitioner	FF	1.0	119,807	1.0	126,986	1.0	126,986
6124-Chair of the Div of Vas Surg	K12	1.0	455,000	1.0	455,000	1.0	455,000
7440-Director of Vascular Laboratory	K12	1.0	450,000	1.0	450,000	1.0	450,000
8686-Registered Vascular Tech Sup	22	-	-	1.0	76,043	1.0	76,043
		6.0	\$1,304,110	6.0	\$1,330,067	6.0	\$1,330,067
20760-Wound Management							

PERSONAL SERVICES - SUMMARY OF POSITIONS BY PROGRAM AND JOB CODE

Job Code/Title	Grade	2021 Approved & Adopted		2022 Department Request		2022 President's Recommendation	
		FTE Pos.	Salaries	FTE Pos.	Salaries	FTE Pos.	Salaries
1941-Clinical Nurse I	FA	2.0	202,494	2.0	202,629	2.0	202,629
1943-Nurse Clinician	FC	2.0	222,267	2.0	223,024	2.0	223,024
		4.0	\$424,761	4.0	\$425,653	4.0	\$425,653
21030-Oral Maxillofacial Surgery							
1500-Dental Assistant	14	5.0	307,546	5.0	308,410	5.0	308,410
5896-Business Analyst	23	-	-	1.0	79,932	1.0	79,932
6547-Attending Physician XII-SC	K	2.0	539,264	2.0	785,706	2.0	785,706
7913-Oral Maxillofacial Surgeon	K	1.0	108,894	1.0	108,894	1.0	108,894
		8.0	\$955,704	9.0	\$1,282,943	9.0	\$1,282,943
21045-Pediatrics Clinic							
0907-Clerk V	11	4.0	199,360	-	-	-	-
1652-Attending Physician Senior 6	K	1.0	217,405	-	-	-	-
1941-Clinical Nurse I	FA	3.0	290,036	-	-	-	-
5296-Medical Assistant	12	4.0	184,766	-	-	-	-
7917-Maternal Child Care Navigator	13	1.0	36,714	-	-	-	-
		13.0	\$928,281	-	-	-	-
21050-Family Planning Clinic							
0048-Administrative Assistant III	16	1.0	64,021	-	-	-	-
0907-Clerk V	11	9.0	468,786	-	-	-	-
1941-Clinical Nurse I	FA	9.0	855,443	-	-	-	-
3990-APN-Nurse Practitioner	FF	1.0	126,985	-	-	-	-
5296-Medical Assistant	12	10.0	476,679	-	-	-	-
6651-Ambulatory Clinic Manager	23	1.0	129,018	-	-	-	-
6738-Psychiatric Social Worker	20	1.0	94,517	-	-	-	-
7150-RHS Clerk V	11	1.0	54,076	-	-	-	-
7126-Amb Clinic Mgr Reprod Hlth Srv	23	1.0	102,370	-	-	-	-
7151-RHS Medical Assistant	12	2.0	90,044	-	-	-	-
7152-RHS Clinical Nurse I	FA	2.0	176,982	-	-	-	-
		38.0	\$2,638,921	-	-	-	-
10155-Administration							
0050-Administrative Assistant IV	18	1.0	88,028	1.0	88,030	1.0	88,030
0253-Business Manager III	22	-	-	1.0	76,043	1.0	76,043
1708-Associate Administrator	24	1.0	150,000	-	-	-	-
8017-Chief Hospital Executive, Stroger Hospital	24	1.0	343,200	1.0	343,200	1.0	343,200
8067-Director of Support Services	24	1.0	134,829	1.0	134,829	1.0	134,829
8730-Transfer Center Nurse	23	1.0	79,930	-	-	-	-
9050-Patient Access Manager	23	-	-	1.0	79,932	1.0	79,932
		5.0	\$795,987	5.0	\$722,033	5.0	\$722,033
10415-Ophthalmology							
0048-Administrative Assistant III	16	1.0	66,743	-	-	-	-
0907-Clerk V	11	5.0	267,804	3.0	102,904	3.0	102,904
1941-Clinical Nurse I	FA	3.0	278,768	-	-	-	-
2055-Ophthal Elec & Visual Tech	12	2.0	87,595	4.0	146,840	4.0	146,840
5296-Medical Assistant	12	6.0	265,090	4.0	146,840	4.0	146,840
6651-Ambulatory Clinic Manager	23	1.0	79,930	-	-	-	-
		18.0	\$1,045,930	11.0	\$396,583	11.0	\$396,583
13500-Environmental Services							
0293-Administrative Analyst III	21	1.0	75,694	1.0	69,164	1.0	69,164
2146-Building Service Leader	CG	5.0	214,485	5.0	215,448	5.0	215,448
2148-Building Service Worker	DF	1.0	41,290	-	-	-	-
2404-Building Custodian I	16	2.0	151,343	1.0	56,512	1.0	56,512

PERSONAL SERVICES - SUMMARY OF POSITIONS BY PROGRAM AND JOB CODE

Job Code/Title	Grade	2021 Approved & Adopted		2022 Department Request		2022 President's Recommendation	
		FTE Pos.	Salaries	FTE Pos.	Salaries	FTE Pos.	Salaries
2420-Building Service Supervisor	12	5.0	271,432	4.0	228,904	4.0	228,904
6694-Mgr of Environmental Services	23	6.0	500,188	6.0	505,238	6.0	505,238
6824-Bldng Srvc Wrkr SEIU 73)	CG	159.0	6,670,477	167.0	6,975,461	167.0	6,975,461
6828-BuildingSrvcWorker(SEIU73)OFC	DH	5.0	225,638	1.0	40,624	1.0	40,624
8107-Director of Environmental Services	24	1.0	130,000	1.0	130,000	1.0	130,000
		185.0	\$8,280,548	186.0	\$8,221,351	186.0	\$8,221,351
13845-Allergy Clinic							
0907-Clerk V	11	2.0	107,227	-	-	-	-
1941-Clinical Nurse I	FA	3.0	305,460	-	-	-	-
5296-Medical Assistant	12	4.0	172,995	-	-	-	-
		9.0	\$585,682	-	-	-	-
13850-Anticoagulation Clinic							
0907-Clerk V	11	2.0	105,577	-	-	-	-
5296-Medical Assistant	12	1.0	51,603	-	-	-	-
		3.0	\$157,179	-	-	-	-
14125-Gastroenterology-Clinical							
0293-Administrative Analyst III	21	1.0	82,439	1.0	84,101	1.0	84,101
1642-Attending Physician XII	K	1.0	316,696	1.0	323,076	1.0	323,076
1649-Medical Div Chairman XII	K	1.0	429,646	1.0	429,646	1.0	429,646
1942-Clinical Nurse II	FB	1.0	106,704	1.0	106,704	1.0	106,704
6250-Residency Program Coordinator	19	1.0	68,347	1.0	61,514	1.0	61,514
6547-Attending Physician XII-SC	K	4.0	921,158	5.0	1,334,184	5.0	1,334,184
6563-Attend Physician Sr XII SC	K	7.0	2,501,083	6.0	2,175,091	6.0	2,175,091
		16.0	\$4,426,073	16.0	\$4,514,317	16.0	\$4,514,317
14915-Human Resources							
5376-Sr Human Resources Coordinator	22	2.0	171,543	2.0	184,894	2.0	184,894
5377-Human Resources Specialist	18	3.0	248,002	3.0	248,003	3.0	248,003
9096-Human Resources Business Partner	23	-	-	1.0	79,932	1.0	79,932
		5.0	\$419,545	6.0	\$512,829	6.0	\$512,829
15190-Interpreter Services							
6231-Interpreter	14	21.0	1,323,077	21.0	1,319,247	21.0	1,319,247
		21.0	\$1,323,077	21.0	\$1,319,247	21.0	\$1,319,247
16785-Occupational Medicine-Laboratory							
1844-Medical Technologist II	T16	1.0	76,810	1.0	76,810	1.0	76,810
		1.0	\$76,810	1.0	\$76,810	1.0	\$76,810
16790-Occupational Therapy							
0907-Clerk V	11	-	-	1.0	48,895	1.0	48,895
1920-Occupational Therapy Asst	13	1.0	56,674	1.0	55,428	1.0	55,428
1940-Speech Language Pathologist II	20	-	-	1.0	74,233	1.0	74,233
2039-Occupational Therapist II	20	1.0	104,277	1.0	104,508	1.0	104,508
2041-Occupational Therapist I	19	9.0	752,890	7.0	548,255	7.0	548,255
6865-Occupational Therapy Manager	23	1.0	108,687	1.0	108,687	1.0	108,687
6925-Certified Hand Therapist	20	-	-	1.0	62,912	1.0	62,912
7032-Clerk V - Bilingual	11	1.0	39,707	1.0	39,707	1.0	39,707
7829-Certified Hand Therapist, CCH	22	3.0	260,426	2.0	238,886	2.0	238,886
9116-Occupational Therapy Associate Manager	22	-	-	1.0	76,043	1.0	76,043
		16.0	\$1,322,660	17.0	\$1,357,552	17.0	\$1,357,552
17140-Pathology							
0907-Clerk V	11	1.0	54,076	1.0	54,076	1.0	54,076
1842-Laboratory Technician III	13	2.0	121,156	2.0	121,156	2.0	121,156
1843-Medical Technologist I	14	1.0	63,005	1.0	62,175	1.0	62,175

PERSONAL SERVICES - SUMMARY OF POSITIONS BY PROGRAM AND JOB CODE

Job Code/Title	Grade	2021 Approved & Adopted		2022 Department Request		2022 President's Recommendation	
		FTE Pos.	Salaries	FTE Pos.	Salaries	FTE Pos.	Salaries
2128-Phlebotomist III	11	3.0	146,554	3.0	149,109	3.0	149,109
6548-Attending Physician VIII-SC	K	1.0	212,002	1.0	168,534	1.0	168,534
7785-Clinical Laboratory Assistant	13	1.0	36,714	1.0	36,714	1.0	36,714
7843-Medical Technologist Trainee	13	1.0	36,714	1.0	36,714	1.0	36,714
		10.0	\$670,221	10.0	\$628,479	10.0	\$628,479
17635-Mail Order Pharmacy							
0907-Clerk V	11	1.0	54,076	1.0	54,076	1.0	54,076
1874-Director of Pharmacy	24	1.0	162,319	1.0	162,319	1.0	162,319
1878-Pharmacist	RX1	24.0	3,228,649	24.0	3,228,626	24.0	3,228,626
2103-Pharmacist Manager	24	1.0	151,641	1.0	151,641	1.0	151,641
4688-Pharmacy Technician ARNTE OFH	13	29.0	1,583,345	29.0	1,595,143	29.0	1,595,143
		56.0	\$5,180,030	56.0	\$5,191,805	56.0	\$5,191,805
19040-Safety							
6927-Environmental Health Manager	23	1.0	129,018	1.0	129,018	1.0	129,018
8042-Director of Life Safety	24	1.0	156,060	1.0	156,060	1.0	156,060
		2.0	\$285,078	2.0	\$285,078	2.0	\$285,078
19150-Security							
0048-Administrative Assistant III	16	1.0	71,497	1.0	71,498	1.0	71,498
2417-Hospital Police Officer	HS1	33.0	1,811,090	32.0	1,706,240	32.0	1,706,240
2418-Hospital Security Officer III	16	1.0	73,064	1.0	73,064	1.0	73,064
2455-Hospital Sec Officer II CCH	HS2	7.0	461,006	7.0	462,927	7.0	462,927
2462-Hospital Security Aide	HSA	6.0	280,100	7.0	316,032	7.0	316,032
7740-Sergeant/Investigator Stroger	HS3	1.0	74,477	1.0	77,150	1.0	77,150
8091-Dir of Public Safety&Security	24	1.0	140,662	1.0	140,662	1.0	140,662
		50.0	\$2,911,898	50.0	\$2,847,573	50.0	\$2,847,573
20985-Oral Surgery / ENT Clinic							
0048-Administrative Assistant III	16	1.0	67,399	-	-	-	-
0907-Clerk V	11	4.0	209,125	-	-	-	-
1500-Dental Assistant	14	1.0	51,470	-	-	-	-
1941-Clinical Nurse I	FA	4.0	343,656	-	-	-	-
3992-APN-Cert Regist Nurse Midwife	FF	1.0	130,798	-	-	-	-
5296-Medical Assistant	12	4.0	204,071	-	-	-	-
6651-Ambulatory Clinic Manager	23	1.0	111,514	-	-	-	-
6930-Sterile Processing Tech-Cert	12	-	-	5.0	183,550	5.0	183,550
		16.0	\$1,118,034	5.0	\$183,550	5.0	\$183,550
20990-Surgical Specialty Clinic							
0907-Clerk V	11	4.0	209,067	-	-	-	-
1524-Medical Social Worker III	17	1.0	66,947	-	-	-	-
1941-Clinical Nurse I	FA	3.0	276,224	3.0	264,152	3.0	264,152
3990-APN-Nurse Practitioner	FF	1.0	110,062	-	-	-	-
5296-Medical Assistant	12	9.0	416,709	-	-	-	-
6651-Ambulatory Clinic Manager	23	1.0	116,046	-	-	-	-
8803-Surgical Clinical Nurse Navigator	NS3	1.0	109,437	-	-	-	-
		20.0	\$1,304,493	3.0	\$264,152	3.0	\$264,152
20995-Minor Procedure Clinic							
0907-Clerk V	11	7.0	326,023	-	-	-	-
1941-Clinical Nurse I	FA	8.0	743,156	1.0	88,051	1.0	88,051
1964-Operating Room Technician	12	2.0	109,837	-	-	-	-
3990-APN-Nurse Practitioner	FF	2.0	245,004	-	-	-	-
5296-Medical Assistant	12	10.0	445,169	-	-	-	-
6651-Ambulatory Clinic Manager	23	1.0	113,840	-	-	-	-

PERSONAL SERVICES - SUMMARY OF POSITIONS BY PROGRAM AND JOB CODE

Job Code/Title	Grade	2021 Approved & Adopted		2022 Department Request		2022 President's Recommendation	
		FTE Pos.	Salaries	FTE Pos.	Salaries	FTE Pos.	Salaries
21000-Oncology & Dermatology Clinic		30.0	\$1,983,029	1.0	\$88,051	1.0	\$88,051
0907-Clerk V	11	4.0	211,153	-	-	-	-
1816-Physician Assistant I	22	1.0	124,134	-	-	-	-
1941-Clinical Nurse I	FA	6.0	559,963	-	-	-	-
5296-Medical Assistant	12	9.0	408,240	-	-	-	-
6651-Ambulatory Clinic Manager	23	1.0	120,770	-	-	-	-
		21.0	\$1,424,261	-	-	-	-
21005-Surgery Oncology Clinic							
0050-Administrative Assistant IV	18	1.0	88,028	-	-	-	-
0907-Clerk V	11	7.0	373,381	-	-	-	-
1941-Clinical Nurse I	FA	3.0	234,841	-	-	-	-
3990-APN-Nurse Practitioner	FF	1.0	129,504	-	-	-	-
5296-Medical Assistant	12	11.0	485,233	-	-	-	-
		23.0	\$1,310,987	-	-	-	-
21155-Care Coordination							
0907-Clerk V	11	6.0	308,132	2.0	105,579	2.0	105,579
1524-Medical Social Worker III	17	14.0	948,483	17.0	1,095,811	17.0	1,095,811
1941-Clinical Nurse I	FA	3.0	305,460	-	-	-	-
5505-Clinical Case Manager	FC	13.0	1,430,655	24.0	2,068,462	24.0	2,068,462
6364-Dir of Oper Patient Sup Cent	24	1.0	143,367	-	-	-	-
6432-Dir of Inpatient Care Coord	24	1.0	137,102	1.0	125,535	1.0	125,535
6434-Mgr of Provider Sched Systems	23	1.0	91,097	-	-	-	-
6435-Mgr of Inpt Care Coordination	23	1.0	110,951	1.0	113,189	1.0	113,189
6439-Patient Care Navigator I	13	24.0	1,352,895	1.0	62,024	1.0	62,024
6446-Manager of Referral Services	22	1.0	86,450	-	-	-	-
6538-Patient Support Center Manager	23	1.0	91,272	-	-	-	-
6627-Patient Support Ctr Nurse	FA	1.0	96,136	-	-	-	-
6746-Patient Transport Coordinator	14	1.0	50,000	-	-	-	-
6756-Provider Scheduling Coord	13	4.0	245,143	-	-	-	-
6818-Bilingual Patient Care Navigator	13	5.0	292,933	-	-	-	-
6855-Manager of Transitional Care	23	1.0	111,738	1.0	113,992	1.0	113,992
6873-Social Work Transtn Care Coord	19	8.0	649,938	9.0	752,013	9.0	752,013
6887-Nurse Transitional Care Coord	FC	8.0	941,973	9.0	1,029,797	9.0	1,029,797
6991-Behav Hlth Triage Soc Wrker	19	1.0	58,895	-	-	-	-
7437-Utilization Management Coordinator, Emergency Department		1.0	88,338	1.0	93,522	1.0	93,522
7739-Long Term Care Social Work Care Coordinator	19	2.0	146,514	-	-	-	-
9077-Case Management Support Specialist - CCH	15	-	-	1.0	42,424	1.0	42,424
		98.0	\$7,687,471	67.0	\$5,602,347	67.0	\$5,602,347
21160-Orthopedics Clinic							
0048-Administrative Assistant III	16	1.0	66,743	-	-	-	-
0907-Clerk V	11	7.0	357,752	-	-	-	-
1524-Medical Social Worker III	17	-	-	1.0	52,354	1.0	52,354
1816-Physician Assistant I	22	3.0	347,765	-	-	-	-
1941-Clinical Nurse I	FA	3.0	299,198	-	-	-	-
3990-APN-Nurse Practitioner	FF	2.0	255,427	-	-	-	-
5296-Medical Assistant	12	7.0	314,894	-	-	-	-
6651-Ambulatory Clinic Manager	23	1.0	110,564	-	-	-	-
6738-Psychiatric Social Worker	20	1.0	95,281	-	-	-	-
6983-Medical Assistant - Bilingual	12	1.0	36,712	-	-	-	-
		26.0	\$1,884,337	1.0	\$52,354	1.0	\$52,354

PERSONAL SERVICES - SUMMARY OF POSITIONS BY PROGRAM AND JOB CODE

Job Code/Title	Grade	2021 Approved & Adopted		2022 Department Request		2022 President's Recommendation	
		FTE Pos.	Salaries	FTE Pos.	Salaries	FTE Pos.	Salaries
18921-Cancer Center							
3990-APN-Nurse Practitioner	FF	-	-	1.0	76,756	1.0	76,756
5195-Administrative Director	24	1.0	120,000	1.0	160,000	1.0	160,000
5296-Medical Assistant	12	-	-	1.0	36,710	1.0	36,710
5384-Nurse Coordinator II	NS2	-	-	1.0	109,437	1.0	109,437
5925-Psychologist-Ambulatory	PSY	-	-	1.0	111,706	1.0	111,706
6418-Quality Data Analyst	20	-	-	1.0	62,912	1.0	62,912
6439-Patient Care Navigator I	13	2.0	78,641	-	-	-	-
6638-Cancer Genetic Counselor	21	1.0	69,164	2.0	138,328	2.0	138,328
6678-Senior Project Manager	23	-	-	1.0	79,932	1.0	79,932
9071-Director of Operations, CCH Cancer Programming & Initiatives	24	-	-	1.0	160,134	1.0	160,134
9070-Cancer Center Patient Liaison	17	-	-	2.0	97,564	2.0	97,564
9072-Genetics Counselor Assistant	17	-	-	1.0	48,782	1.0	48,782
		4.0	\$267,805	13.0	\$1,082,263	13.0	\$1,082,263
18922-Rapid Response Team							
1941-Clinical Nurse I	FA	4.0	346,401	6.0	525,409	6.0	525,409
		4.0	\$346,401	6.0	\$525,409	6.0	\$525,409
18923-Specialty Clinics Admin							
6761-Dir of Ambulatory Procedu Unit	24	1.0	151,482	-	-	-	-
7028-Administrative Asst V-CCHHS	20	1.0	106,022	-	-	-	-
8146-Nursing Dir Ambul Spec Care Clinical Practice	24	1.0	142,800	-	-	-	-
		3.0	\$400,305	-	-	-	-
18924-Nursing Staffing Float Pool							
1941-Clinical Nurse I	FA	29.0	2,553,454	13.0	1,144,657	13.0	1,144,657
5384-Nurse Coordinator II	NS2	-	-	1.0	109,437	1.0	109,437
5388-House Administrator	NS2	-	-	1.0	84,440	1.0	84,440
9062-Float Pool Clinical Nurse, Cross-Functional	FA	-	-	20.0	1,761,011	20.0	1,761,011
9063-Float Pool Clinical Nurse, Operating Room	FA	-	-	9.0	792,455	9.0	792,455
9081-Patient Care Technician	11	-	-	15.0	514,176	15.0	514,176
		29.0	\$2,553,454	59.0	\$4,406,176	59.0	\$4,406,176
18928-Heart & Vascular Clinic							
0907-Clerk V	11	2.0	80,490	-	-	-	-
1532-Social Caseworker II	PS2	-	-	2.0	114,966	2.0	114,966
1941-Clinical Nurse I	FA	4.0	359,414	-	-	-	-
5296-Medical Assistant	12	7.0	273,105	5.0	183,550	5.0	183,550
		13.0	\$713,009	7.0	\$298,515	7.0	\$298,515
18929-Neurology Clinic							
5296-Medical Assistant	12	1.0	40,793	-	-	-	-
		1.0	\$40,793	-	-	-	-
18931-Nephrology Clinic							
1941-Clinical Nurse I	FA	1.0	88,050	-	-	-	-
5296-Medical Assistant	12	2.0	77,505	-	-	-	-
		3.0	\$165,555	-	-	-	-
Total Salaries and Positions		4,482.4	\$432,433,885	4,559.0	\$446,685,915	4,559.0	\$446,685,915
Turnover Adjustment		-	(32,490,685)	-	(48,162,333)	-	(48,162,333)
Operating Fund Totals		4,482.4	\$399,943,200	4,559.0	\$398,523,582	4,559.0	\$398,523,582

PERSONAL SERVICES - SUMMARY OF POSITIONS BY GRADE

Salary Grade	2021 Approved & Adopted		2022 Department Request		2022 President's Recommendation	
	FTE Pos.	Salaries	FTE Pos.	Salaries	FTE Pos.	Salaries
10	11.0	514,356	13.0	609,179	13.0	609,179
11	440.0	21,356,145	438.0	19,622,170	438.0	19,622,170
12	248.0	11,686,614	137.0	6,454,190	137.0	6,454,190
13	168.0	8,963,985	124.0	6,525,133	124.0	6,525,133
14	85.0	4,996,039	95.0	5,435,390	95.0	5,435,390
15	8.0	475,403	18.0	907,342	18.0	907,342
16	181.0	12,220,738	172.0	11,366,220	172.0	11,366,220
17	78.0	5,575,045	94.0	6,368,980	94.0	6,368,980
18	89.0	6,623,492	88.0	6,459,657	88.0	6,459,657
19	84.0	6,810,416	83.0	6,836,780	83.0	6,836,780
20	61.0	5,623,460	65.0	5,591,462	65.0	5,591,462
21	46.0	4,088,175	47.0	4,096,886	47.0	4,096,886
22	61.0	6,853,692	89.0	9,337,732	89.0	9,337,732
23	61.0	6,194,095	66.0	6,522,534	66.0	6,522,534
24	48.0	8,065,475	50.0	8,369,004	50.0	8,369,004
CB	1.0	37,715	1.0	37,715	1.0	37,715
CC	25.0	991,289	20.0	803,613	20.0	803,613
CE	98.0	4,171,501	101.5	4,195,971	101.5	4,195,971
CF	12.0	499,446	9.0	376,811	9.0	376,811
CG	250.0	10,580,730	273.0	11,367,241	273.0	11,367,241
DE	1.0	41,904	5.0	182,431	5.0	182,431
DF	3.0	130,086	2.0	82,487	2.0	82,487
DH	5.0	225,638	1.0	40,624	1.0	40,624
DK	1.0	46,977	1.0	47,249	1.0	47,249
FA	819.0	73,963,635	927.0	83,514,956	927.0	83,514,956
FB	130.0	13,159,791	130.0	13,092,039	130.0	13,092,039
FC	86.0	9,228,061	93.0	9,640,624	93.0	9,640,624
FD	3.0	371,665	3.0	373,607	3.0	373,607
FE	12.0	1,458,416	12.0	1,491,207	12.0	1,491,207
FF	54.0	6,477,997	37.0	4,522,357	37.0	4,522,357
HS1	33.0	1,811,090	32.0	1,706,240	32.0	1,706,240
HS2	7.0	461,006	7.0	462,927	7.0	462,927
HS3	1.0	74,477	1.0	77,150	1.0	77,150
HSA	6.0	280,100	7.0	316,032	7.0	316,032
J1	404.0	25,340,208	402.0	25,307,706	402.0	25,307,706
J2	22.0	1,589,482	24.0	1,715,647	24.0	1,715,647
K	359.0	98,304,389	381.5	105,589,142	381.5	105,589,142
K06	1.0	200,595	-	-	-	-
K10	1.0	280,622	-	-	-	-
K11	3.0	944,509	3.0	890,673	3.0	890,673
K12	93.0	34,172,642	99.0	36,358,681	99.0	36,358,681
NS2	29.0	3,307,446	48.0	5,276,424	48.0	5,276,424
NS3	5.0	557,759	5.0	599,068	5.0	599,068
NS4	1.0	124,592	2.0	259,864	2.0	259,864
NS5	1.0	200,325	1.0	200,325	1.0	200,325
PA	1.0	42,218	1.0	42,218	1.0	42,218
PB	87.0	5,056,995	87.0	5,077,984	87.0	5,077,984
PN1	-	-	2.0	79,044	2.0	79,044
PS2	-	-	2.0	114,966	2.0	114,966
PSY	10.0	1,300,978	11.0	1,385,422	11.0	1,385,422
RG1	1.0	101,710	-	-	-	-

PERSONAL SERVICES - SUMMARY OF POSITIONS BY GRADE

Salary Grade	2021 Approved & Adopted		2022 Department Request		2022 President's Recommendation	
	FTE Pos.	Salaries	FTE Pos.	Salaries	FTE Pos.	Salaries
RG2	0.5	48,691	-	-	-	-
RNA	12.0	2,080,686	12.0	2,084,382	12.0	2,084,382
RX1	72.0	9,685,948	72.0	9,685,878	72.0	9,685,878
RX2	12.0	1,626,815	12.0	1,626,818	12.0	1,626,818
RX4	2.0	287,835	2.0	287,835	2.0	287,835
RXG	3.0	141,586	3.0	141,586	3.0	141,586
T16	56.0	3,958,820	55.0	3,878,595	55.0	3,878,595
T18	18.0	1,479,971	17.0	1,377,465	17.0	1,377,465
X	71.0	7,249,932	72.0	7,391,871	72.0	7,391,871
ZZ	-	-	1.0	80,001	1.0	80,001
	2.0	290,480	3.0	400,384	3.0	400,384
Total Salaries and Positions	4,482.4	\$432,433,885	4,559.0	\$446,685,915	4,559.0	\$446,685,915
Turnover Adjustment		-(32,490,685)		-(48,162,333)		-(48,162,333)
Operating Funds Total	4,482.4	\$399,943,200	4,559.0	\$398,523,582	4,559.0	\$398,523,582

DISTRIBUTION BY APPROPRIATION CLASSIFICATION

Account	2021 Approved & Adopted	Department Request	President's Recommendation	Difference
Contractual Service				
520149-Communication Services	650,273	675,000	675,000	24,727
520725-Loss and Valuation	3,506,680	3,908,798	3,908,798	402,118
520825-Professional Services	133,100	192,000	192,000	58,900
Contractual Service Total	4,290,053	4,775,798	4,775,798	485,745
Contingencies & Special Purpose				
580001-Reserve For Claim	36,143,357	32,990,051	32,990,051	(3,153,306)
580031-Reimbursement Designated Fund	142,809	142,809	142,809	0
580451-Reserve For Flex Spending Prog	71,862	87,153	87,153	15,291
Contingencies & Special Purpose Total	36,358,028	33,220,013	33,220,013	(3,138,015)
Operating Funds Total	40,648,081	37,995,811	37,995,811	(2,652,270)

DISTRIBUTION BY APPROPRIATION CLASSIFICATION

Account	2021 Approved & Adopted	Department Request	President's Recommendation	Difference
Personal Services				
501005-Salaries and Wages of Employees With Benefits	1,313,119	1,382,080	1,382,080	68,961
501165-Planned Salary Adjustment	7,298	-	-	(7,298)
501210-Planned Overtime Compensation	2,500	-	-	(2,500)
501225-Planned Benefit Adjustment	89,597	92,233	92,233	2,636
501510-Mandatory Medicare Cost	19,629	20,660	20,660	1,031
501585-Insurance Benefits	170,510	162,162	162,162	(8,348)
501765-Professional Develop/Fees	4,462	-	-	(4,462)
501835-Transportation and Travel Expenses	20,000	4,856	4,856	(15,144)
Personal Services Total	1,627,115	1,661,991	1,661,991	34,876
Contractual Service				
520049-Scavenger and Hazardous Materail Services	470	-	-	(470)
520149-Communication Services	15,000	-	-	(15,000)
520259-Postage	456	-	-	(456)
520485-Graphics and Reproduction Services	10,000	-	-	(10,000)
520649-Media Storage Services	5,000	-	-	(5,000)
520825-Professional Services	1,500,000	189,884	189,884	(1,310,116)
Contractual Service Total	1,530,926	189,884	189,884	(1,341,042)
Supplies & Materials				
530600-Office Supplies	7,500	-	-	(7,500)
530635-Books, Periodicals and Publish	500	-	-	(500)
530700-Multimedia Supplies	2,500	-	-	(2,500)
531645-Computer and Data Processing Supplies	2,910	-	-	(2,910)
Supplies & Materials Total	13,410	-	-	(13,410)
Rental & Leasing				
550029-Countywide Office and Data Processing Equip Rental	630	-	-	(630)
550129-Facility and Office Space Rental	50,000	-	-	(50,000)
Rental & Leasing Total	50,630	-	-	(50,630)
Contingencies & Special Purpose				
580050-Cook County Administration	48,341	34,633	34,633	(13,708)
580215-Institution Memberships/FE	2,910	-	-	(2,910)
Contingencies & Special Purpose Total	51,251	34,633	34,633	(16,618)
Operating Funds Total	3,273,332	1,886,508	1,886,508	(1,386,824)

PERSONAL SERVICES - SUMMARY OF POSITIONS BY PROGRAM AND JOB CODE

Job Code/Title	Grade	2021 Approved & Adopted		2022 Department Request		2022 President's Recommendation	
		FTE Pos.	Salaries	FTE Pos.	Salaries	FTE Pos.	Salaries
10155-Administration							
0028-Program Manager	24	1.0	109,792	1.0	109,792	1.0	109,792
0050-Administrative Assistant IV	18	1.0	80,029	1.0	82,227	1.0	82,227
1971-Public Health Nurse I	FB	3.0	275,295	3.0	305,668	3.0	305,668
1973-Public Health Nurse III	FE	1.0	75,662	1.0	75,662	1.0	75,662
2023-Public Health Educator II	17	1.0	60,651	1.0	60,651	1.0	60,651
2024-Public Health Educator III	19	1.0	79,473	1.0	79,473	1.0	79,473
2114-Epidemiologist IV	20	1.0	78,243	1.0	78,243	1.0	78,243
6905-Lead Abatement Coordinator	20	1.0	77,594	1.0	79,160	1.0	79,160
8861-Director, Lead Poisoning Prevention & Healthy Homes	24	1.0	109,792	1.0	120,000	1.0	120,000
8779-Lead Risk Assessor	17	7.0	407,200	7.0	433,948	7.0	433,948
		18.0	\$1,353,731	18.0	\$1,424,825	18.0	\$1,424,825
Total Salaries and Positions		18.0	\$1,353,731	18.0	\$1,424,825	18.0	\$1,424,825
Turnover Adjustment		-	(40,612)	-	(42,745)	-	(42,745)
Operating Fund Totals		18.0	\$1,313,119	18.0	\$1,382,080	18.0	\$1,382,080

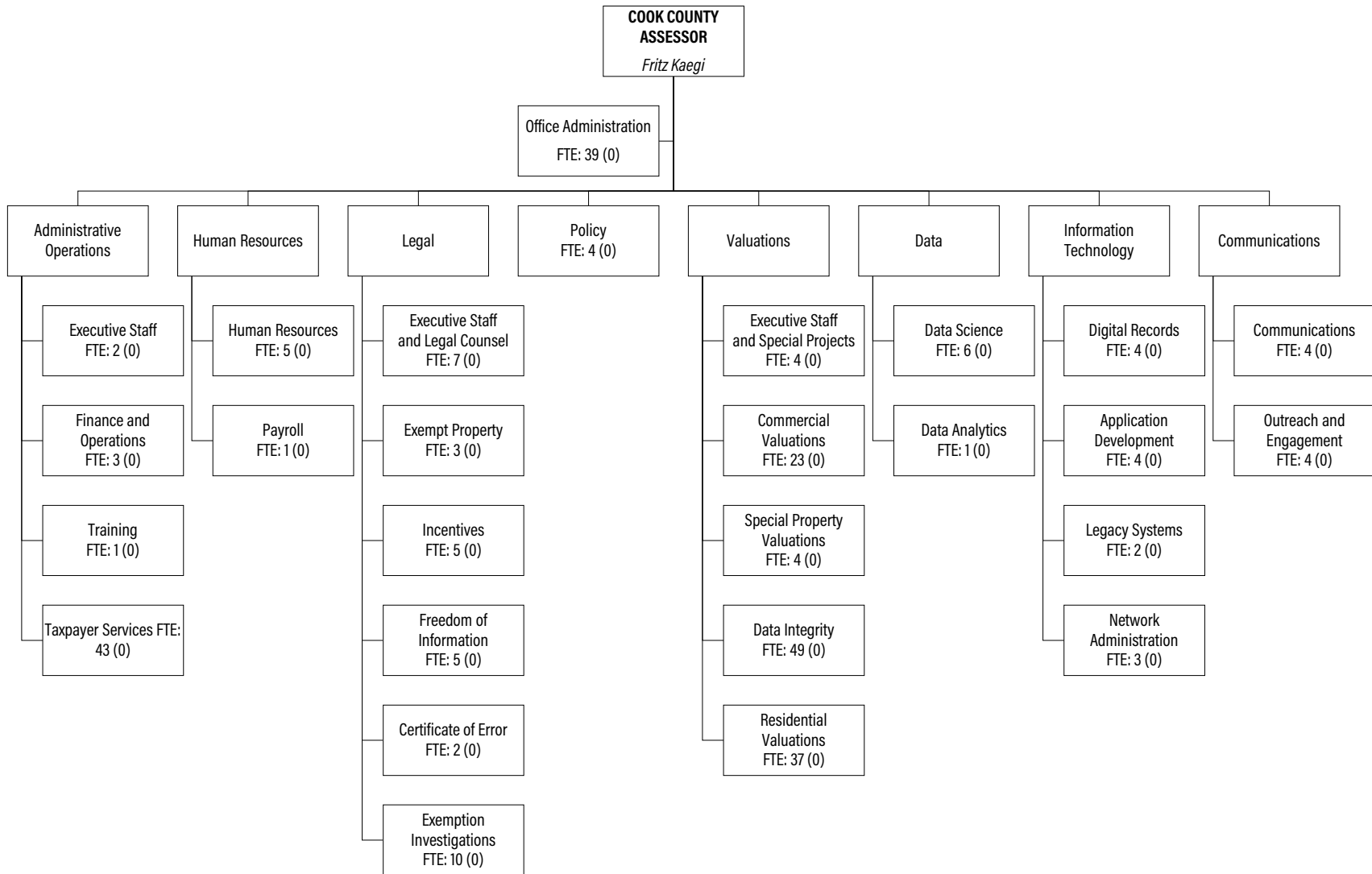
PERSONAL SERVICES - SUMMARY OF POSITIONS BY GRADE

Salary Grade	2021 Approved & Adopted		2022 Department Request		2022 President's Recommendation	
	FTE Pos.	Salaries	FTE Pos.	Salaries	FTE Pos.	Salaries
17	8.0	467,850	8.0	494,599	8.0	494,599
18	1.0	80,029	1.0	82,227	1.0	82,227
19	1.0	79,473	1.0	79,473	1.0	79,473
20	2.0	155,837	2.0	157,403	2.0	157,403
24	2.0	219,584	2.0	229,792	2.0	229,792
FB	3.0	275,295	3.0	305,668	3.0	305,668
FE	1.0	75,662	1.0	75,662	1.0	75,662
Total Salaries and Positions	18.0	\$1,353,731	18.0	\$1,424,825	18.0	\$1,424,825
Turnover Adjustment	-	\$(40,612)	-	\$(42,745)	-	\$(42,745)
Operating Funds Total	18.0	\$1,313,119	18.0	\$1,382,080	18.0	\$1,382,080

DISTRIBUTION BY APPROPRIATION CLASSIFICATION

Account	2021 Approved & Adopted	Department Request	President's Recommendation	Difference
Contingencies & Special Purpose				
580031-Reimbursement Designated Fund	3,600,000	-	-	(3,600,000)
580050-Cook County Administration	156,027	183,974	183,974	27,947
Contingencies & Special Purpose Total	3,756,027	183,974	183,974	(3,572,053)
Operating Funds Total	3,756,027	183,974	183,974	(3,572,053)





BUREAU

BUREAU SUMMARY OF APPROPRIATIONS AND POSITIONS
BUREAU DISTRIBUTION BY APPROPRIATION CLASSIFICATION

DEPARTMENTS

DEPARTMENT OVERVIEW
DEPARTMENT BUDGET
DISTRIBUTION BY APPROPRIATION CLASSIFICATION
PERSONAL SERVICES, SUMMARY OF POSITIONS
SUMMARY OF POSITIONS BY GRADE

ASSESSOR

1040 COUNTY ASSESSOR	G-4
1040 ASSESSOR SPECIAL REVENUE FUND	G-12
1040 ERRONEOUS HOMESTEAD EXEMPTION RECOVERY FUND	G-13
1040 COOK COUNTY ASSESSOR GIS FEE FUND	G-16
1040 AMERICAN RESCUE PLAN ACT (ARPA) FUND	G-19

SUMMARY OF APPROPRIATIONS

Department and Title	2021 Approved & Adopted	Department Request	President's Recommendation	Difference
Corporate Fund				
1040-County Assessor	28,065,219	29,172,812	29,172,812	1,107,592
Corporate Fund Total	\$28,065,219	\$29,172,812	\$29,172,812	\$1,107,592
General Funds Total	\$28,065,219	\$29,172,812	\$29,172,812	\$1,107,592
Special Purpose Funds				
11268-Assessor Special Revenue	651,000	400,210	400,210	(250,790)
11276-Erroneous Homestead Exemption Recovery	910,123	508,204	508,204	(401,920)
11282-Assessor GIS Fee Fund	1,494,272	2,696,884	2,696,884	1,202,612
11286-American Rescue Plan Act (ARPA) Fund	-	1,000,000	1,000,000	1,000,000
Special Purpose Funds Total	\$3,055,396	\$4,605,298	\$4,605,298	\$1,549,902
Total Appropriations	\$31,120,615	\$33,778,110	\$33,778,110	\$2,657,495

SUMMARY OF POSITIONS

Department and Title	2021 Approved Positions	2022 Department Request	2022 President's Recommendation	Difference
Corporate Fund				
1040-County Assessor	259.0	259.0	259.0	-
Corporate Fund Total	259.0	259.0	259.0	-
General Funds Total	259.0	259.0	259.0	-
Special Purpose Funds				
11276-Erroneous Homestead Exemption Recovery	5.0	5.0	5.0	-
11282-Assessor GIS Fee Fund	12.0	12.0	12.0	-
Special Purpose Funds Total	17.0	17.0	17.0	-
Special Revenue Fund Total	17.0	17.0	17.0	-
Total Positions	276.0	276.0	276.0	-

DISTRIBUTION BY APPROPRIATION CLASSIFICATION

Account	2021 Approved & Adopted	Department Request	President's Recommendation	Difference
Personal Services				
501005-Salaries and Wages of Employees With Benefits	18,805,780	19,912,726	19,912,726	1,106,946
501165-Planned Salary Adjustment	9,000	17,100	17,100	8,100
501210-Planned Overtime Compensation	300,000	350,000	350,000	50,000
501510-Mandatory Medicare Cost	292,930	303,694	303,694	10,764
501540-Worker's Compensation	112,121	147,444	147,444	35,323
501585-Insurance Benefits	3,937,579	3,935,520	3,935,520	(2,059)
501765-Professional Develop/Fees	200,835	198,901	198,901	(1,934)
501835-Transportation and Travel Expenses	26,250	50,000	50,000	23,750
Personal Services Total	23,684,495	24,915,385	24,915,385	1,230,890
Contractual Service				
520149-Communication Services	16,796	37,198	37,198	20,402
520259-Postage	1,000,000	600,000	600,000	(400,000)
520279-Shipping and Freight Services	500	500	500	0
520485-Graphics and Reproduction Services	437,119	483,000	483,000	45,881
520609-Advertising and Promotions	1,158,000	825,224	825,224	(332,776)
520825-Professional Services	1,215,418	1,478,054	1,478,054	262,636
Contractual Service Total	3,827,833	3,423,976	3,423,976	(403,857)
Supplies & Materials				
530600-Office Supplies	136,194	100,000	100,000	(36,194)
530635-Books, Periodicals and Publish	28,469	42,141	42,141	13,672
531645-Computer and Data Processing Supplies	339,850	325,320	325,320	(14,530)
Supplies & Materials Total	504,513	467,461	467,461	(37,052)
Operations & Maintenance				
540129-Maintenance and Subscription Services	575,597	636,328	636,328	60,731
540245-Automotive Operations and Maintenance	5,000	10,000	10,000	5,000
540345-Property Maintenance and Operations	1,000	1,000	1,000	0
Operations & Maintenance Total	581,597	647,328	647,328	65,731
Rental & Leasing				
550005-Office and Data Processing Equip Rental	55,000	55,000	55,000	0
550029-Countywide Office and Data Processing Equip Rental	58,781	58,782	58,782	1
550129-Facility and Office Space Rental	4,000	4,880	4,880	880
Rental & Leasing Total	117,781	118,662	118,662	881
Contingencies & Special Purpose				
580419-Appropriation Transfer	(651,000)	(400,000)	(400,000)	251,000
Contingencies & Special Purpose Total	(651,000)	(400,000)	(400,000)	251,000
Operating Funds Total	28,065,219	29,172,812	29,172,812	1,107,592

DISTRIBUTION BY APPROPRIATION CLASSIFICATION

Account	2021 Approved & Adopted	Department Request	President's Recommendation	Difference
Personal Services				
501005-Salaries and Wages of Employees With Benefits	1,244,562	1,268,194	1,268,194	23,633
501225-Planned Benefit Adjustment	222,467	133,419	133,419	(89,048)
501510-Mandatory Medicare Cost	18,185	18,528	18,528	343
501585-Insurance Benefits	420,564	298,600	298,600	(121,964)
Personal Services Total	1,905,778	1,718,741	1,718,741	(187,037)
Contractual Service				
520149-Communication Services	20,000	20,000	20,000	0
520259-Postage	55,000	50,000	50,000	(5,000)
520485-Graphics and Reproduction Services	250	-	-	(250)
520825-Professional Services	275,000	2,245,000	2,245,000	1,970,000
Contractual Service Total	350,250	2,315,000	2,315,000	1,964,750
Supplies & Materials				
530600-Office Supplies	10,000	-	-	(10,000)
531645-Computer and Data Processing Supplies	40,000	150,000	150,000	110,000
Supplies & Materials Total	50,000	150,000	150,000	100,000
Contingencies & Special Purpose				
580031-Reimbursement Designated Fund	651,000	400,000	400,000	(251,000)
580050-Cook County Administration	98,368	21,557	21,557	(76,811)
Contingencies & Special Purpose Total	749,368	421,557	421,557	(327,811)
Operating Funds Total	3,055,396	4,605,298	4,605,298	1,549,902

MISSION

The CCAO strives to deliver accurate and uniform assessments in compliance with industry standards, build transparency into every part of the office, and create an office culture of professionalism, inclusion, and public accountability.

MANDATES

Value 1.8 million parcels located in Cook County and administer Appeals and Certificates of Error in accordance with the Illinois Constitution of 1970, the Property Tax Code (35 ILCS 200/1.1 et. seq.) and Cook County Code of Ordinances (Ordinance Chap. 74, Art. II, Div. 1, Sec. 74-31 et. seq. and Div. 2, Sec. 74-60 et. seq.).

Provide taxpayer assistance via the administration of exemptions through the Property Tax Code Article 15. (35 ILCS 200/15).

**OPERATIONAL HIGHLIGHTS:
2021 INITIATIVES AND OUTCOMES**

INITIATIVES:

- Ensure successful implementation of the Assessor’s component of the Integrated Property Tax System.
- Increase training and skill development.
- Leverage GIS technology in partnership with Cook County BOT.
- Improve data quality and integrity.
- Continue to educate the public about the work of our office through outreach, communications, and transparency initiatives, while keeping our staff and the public safe through the COVID-19 pandemic.

OUTCOMES:

- In FY21 the Assessor’s Office successfully went live on the first phase of Tyler’s iasWorld. The 2021 reassessment of the City of Chicago is being conducted on Tyler’s modern computer-assisted mass appraisal system.
- The CCAO conducted several trainings in assessment methodologies with the International Association of Assessing Officers, as well as continued training on Tyler’s iasWorld.
- The CCAO continues to leverage third-party data sources in its approaches to valuation, while also advocating for two legislative changes in Springfield (the Data Modernization Bill and the Commercial Characteristics Bill) which would greatly enhance the quality of data our office receives.
- The CCAO won two awards from the IAAO and NACo for its success in educating and reaching the public during COVID-19.

**OPERATIONAL OPPORTUNITIES:
2022 INITIATIVES AND GOALS**

In FY22 the CCAO will continue to build upon many of its FY21 initiatives, while completing the triennial reassessment of the Northern Triad. The CCAO will continue to work with Tyler Technologies and our partners within the county to continue full implementation, including the public facing customer service aspects of iasWorld. The CCAO is working with a vendor on a 12-month organizational change management project, helping us to integrate the new technology with the human side of what we do: assisting property owners and educating the public on how the property tax system works.

The CCAO remains committed to publicly releasing our residential models and measuring our work against the industry standards

Performance Metric Name	2019 Actual	2020 Actual	2021 Target	2021 Projection	2022 Target
Parcels triennially reassessed	454,267	527,483	882,285	882,285	454,267
Median sales ratio of reassessed homes (goal: 95% to 105%)	96%	95%	95% to 105%	98%	95% to 105%
Percentage of properties with assessment adjustments due to appeals	11%	8%	13%	11%	11%
Number of phone, email, and social messages responded to	156,082	89,285	120,641	172,641	174,000
Cost (\$) per parcel certified as final	\$ 13.64	\$ 14.46	\$ 15.27	\$ 15.27	\$ 15.81

BUDGET HIGHLIGHTS

- Ensuring full implementation of Tyler's iasWorld
- Leveraging GIS technology in partnership with Cook County BOT
- Enhancing data quality and integrity
- Ensuring excellence in our public outreach, communications, and transparency initiatives

Fund Category	Appropriations (\$ thousands)			
	2019 Adopted	2020 Adopted	2021 Adopted	2022 Recommended
Corporate Fund	25,423	26,948	28,065	29,173
Special Purpose Funds	3,051	2,993	3,055	4,605
Total Funds	28,474	29,941	31,121	33,778
Expenditures by Type				
Personnel	23,373	25,741	25,590	26,634
Non Personnel	5,101	4,200	5,530	7,144
Total Funds	28,474	29,941	31,121	33,778
FTE Positions	265.0	277.0	276.0	276.0

Program Description	2021		2022	
	FTE Pos.	Adopted	FTE Pos.	Appropriation
11930-Communications	5.0	562,453	5.0	575,918
15150-Intergovernmental Affairs & Policy	2.0	239,444	3.0	300,717
10155-Administration	55.0	8,097,078	52.0	8,253,152
11915-Commercial Valuations	49.0	4,661,845	47.0	4,467,899
12590-Data Management	3.0	393,855	3.0	393,055
15050-Information Technology	12.0	2,930,605	12.0	3,195,512
15530-Legal	22.0	2,000,307	21.0	2,030,503
17080-Outreach	2.0	232,826	2.0	242,090
18910-Residential Valuations	67.0	5,708,561	71.0	7,519,073
19540-Special Revenue	0.0	651,000	0.0	400,000
33910-Personnel Services	6.0	794,075	7.0	964,091
35210-Erroneous Investigations Unit	10.0	1,626,534	10.0	1,156,810
35615-Taxpayer Services	43.0	3,222,032	43.0	3,279,289
60162-ARPA - Revenue Loss	0.0	0	0.0	1,000,000
Total	276.0	31,120,615	276.0	33,778,110

DISTRIBUTION BY APPROPRIATION CLASSIFICATION

Account	2021 Approved & Adopted	Department Request	President's Recommendation	Difference
Personal Services				
501005-Salaries and Wages of Employees With Benefits	18,805,780	19,912,726	19,912,726	1,106,946
501165-Planned Salary Adjustment	9,000	17,100	17,100	8,100
501210-Planned Overtime Compensation	300,000	350,000	350,000	50,000
501510-Mandatory Medicare Cost	292,930	303,694	303,694	10,764
501540-Worker's Compensation	112,121	147,444	147,444	35,323
501585-Insurance Benefits	3,937,579	3,935,520	3,935,520	(2,059)
501765-Professional Develop/Fees	200,835	198,901	198,901	(1,934)
501835-Transportation and Travel Expenses	26,250	50,000	50,000	23,750
Personal Services Total	23,684,495	24,915,385	24,915,385	1,230,890
Contractual Service				
520149-Communication Services	16,796	37,198	37,198	20,402
520259-Postage	1,000,000	600,000	600,000	(400,000)
520279-Shipping and Freight Services	500	500	500	0
520485-Graphics and Reproduction Services	437,119	483,000	483,000	45,881
520609-Advertising and Promotions	1,158,000	825,224	825,224	(332,776)
520825-Professional Services	1,215,418	1,478,054	1,478,054	262,636
Contractual Service Total	3,827,833	3,423,976	3,423,976	(403,857)
Supplies & Materials				
530600-Office Supplies	136,194	100,000	100,000	(36,194)
530635-Books, Periodicals and Publish	28,469	42,141	42,141	13,672
531645-Computer and Data Processing Supplies	339,850	325,320	325,320	(14,530)
Supplies & Materials Total	504,513	467,461	467,461	(37,052)
Operations & Maintenance				
540129-Maintenance and Subscription Services	575,597	636,328	636,328	60,731
540245-Automotive Operations and Maintenance	5,000	10,000	10,000	5,000
540345-Property Maintenance and Operations	1,000	1,000	1,000	0
Operations & Maintenance Total	581,597	647,328	647,328	65,731
Rental & Leasing				
550005-Office and Data Processing Equip Rental	55,000	55,000	55,000	0
550029-Countywide Office and Data Processing Equip Rental	58,781	58,782	58,782	1
550129-Facility and Office Space Rental	4,000	4,880	4,880	880
Rental & Leasing Total	117,781	118,662	118,662	881
Contingencies & Special Purpose				
580419-Appropriation Transfer	(651,000)	(400,000)	(400,000)	251,000
Contingencies & Special Purpose Total	(651,000)	(400,000)	(400,000)	251,000
Operating Funds Total	28,065,219	29,172,812	29,172,812	1,107,592

PERSONAL SERVICES - SUMMARY OF POSITIONS BY PROGRAM AND JOB CODE

Job Code/Title	Grade	2021 Approved & Adopted		2022 Department Request		2022 President's Recommendation	
		FTE Pos.	Salaries	FTE Pos.	Salaries	FTE Pos.	Salaries
11930-Communications							
7732-Director of Communications	21	1.0	98,141	1.0	104,980	1.0	104,980
7860-Director of Communications - Assessor	24	1.0	119,646	1.0	119,646	1.0	119,646
8830-Communications Specialist	22	1.0	122,381	1.0	96,616	1.0	96,616
8831-Community Outreach Liaison Assessor	13	2.0	118,750	2.0	108,734	2.0	108,734
		5.0	\$458,918	5.0	\$429,976	5.0	\$429,976
15150-Intergovernmental Affairs & Policy							
5093-Research Analyst V - Assessor	20	1.0	101,479	1.0	101,479	1.0	101,479
7735-Director of Policy	23	1.0	99,371	1.0	129,018	1.0	129,018
8980-Legislative Coordinator - Assessor	18	-	-	1.0	64,843	1.0	64,843
		2.0	\$200,850	3.0	\$295,340	3.0	\$295,340
10155-Administration							
0004-County Assessor	S	1.0	125,000	1.0	125,000	1.0	125,000
4908-Supply Assistant II	11	1.0	54,076	1.0	54,076	1.0	54,076
4909-Support Staff III-Assessor	11	14.0	705,056	11.0	568,760	11.0	568,760
4918-Support Staff IV - Assessor	12	1.0	57,916	1.0	57,916	1.0	57,916
4929-Receptionist V - Assessor	13	1.0	62,024	1.0	62,024	1.0	62,024
4937-Support Staff V - Assessor	13	3.0	186,071	2.0	124,047	2.0	124,047
4960-Support Staff VI - Assessor	14	2.0	138,281	1.0	66,591	1.0	66,591
4980-Sr Support Staff III Assessor	15	4.0	283,354	4.0	270,575	4.0	270,575
5005-Support Staff IV - Assessor	16	1.0	76,954	1.0	76,954	1.0	76,954
5134-Executive Assistant V-Assessor	20	1.0	65,092	-	-	-	-
5171-Manager of Purch & Operations	23	1.0	94,848	1.0	96,766	1.0	96,766
6044-Director of Compliance	24	1.0	120,610	1.0	120,610	1.0	120,610
6733-Support Staff II Assess AFSCME	11	4.0	198,700	3.0	150,721	3.0	150,721
7718-Deputy Assessor, Chief Valuations Officer	24	1.0	156,060	1.0	156,060	1.0	156,060
7720-Chief Deputy Assessor	24	1.0	156,060	1.0	156,060	1.0	156,060
7721-Deputy Assessor, Chief Legal Officer	24	1.0	156,060	1.0	156,060	1.0	156,060
7722-Deputy Assessor, Chief Administrative Officer	24	1.0	137,700	1.0	137,700	1.0	137,700
7723-Deputy Assessor, Chief Communications Officer	24	1.0	140,454	1.0	140,454	1.0	140,454
7724-Deputy Assessor, Chief Data Officer	24	1.0	119,646	1.0	150,000	1.0	150,000
7725-Deputy Assessor, Chief Information Officer	24	1.0	124,848	1.0	130,000	1.0	130,000
7726-Deputy Assessor, Chief Policy Officer	24	1.0	122,400	1.0	122,400	1.0	122,400
7727-Director of Special Projects	23	1.0	123,555	1.0	129,018	1.0	129,018
7728-Special Asst to Assessor & Chief Deputy Assessor	18	1.0	73,421	1.0	73,092	1.0	73,092
7736-Executive Assistant Administrative Operations	18	1.0	63,512	1.0	64,795	1.0	64,795
7737-Exec Asst to the Chief Deputy Assessor	19	1.0	92,360	1.0	92,371	1.0	92,371
7803-Executive Assistant - Valuations	18	2.0	117,300	2.0	179,388	2.0	179,388
8990-Manager of Computer Assisted Mass Appraisal	22	1.0	111,087	1.0	99,714	1.0	99,714
8814-Director of Special Projects - Valuations	24	1.0	120,000	1.0	120,000	1.0	120,000
8849-Director of Data Integrity	24	1.0	119,007	1.0	121,387	1.0	121,387
8880-Manager of Data Collection	22	1.0	108,892	1.0	106,746	1.0	106,746
8982-Director of Data Analytics - Assessor	24	1.0	112,000	1.0	125,000	1.0	125,000
8983-Director of Operations & Budget - Assessor	23	1.0	101,548	1.0	103,863	1.0	103,863
9022-Compliance Analyst - Assessors	21	-	-	1.0	80,521	1.0	80,521
9107-Junior Data Scientist	16	-	-	2.0	117,824	2.0	117,824
9137-Special Assistant Projects Lead	24	-	-	1.0	95,000	1.0	95,000
		55.0	\$4,423,889	52.0	\$4,431,489	52.0	\$4,431,489
11915-Commercial Valuations							
4884-IC Valuations Jr Analyst I	14	10.0	537,928	-	-	-	-
4944-Division Analyst I-Assessor	14	-	-	1.0	50,979	1.0	50,979

PERSONAL SERVICES - SUMMARY OF POSITIONS BY PROGRAM AND JOB CODE

Job Code/Title	Grade	2021 Approved & Adopted		2022 Department Request		2022 President's Recommendation	
		FTE Pos.	Salaries	FTE Pos.	Salaries	FTE Pos.	Salaries
4948-Ind Comm Jr Field Inspector I	14	2.0	127,470	-	-	-	-
4970-IC Valuations Jr Analyst II	15	4.0	280,192	1.0	58,912	1.0	58,912
4993-I/C Valuations Jr Analyst III	16	1.0	76,954	13.0	833,959	13.0	833,959
5042-I/C Valuations Grp Leader I	18	1.0	56,083	-	-	-	-
5043-Ind Comm Field Inspector III	18	7.0	514,794	7.0	515,887	7.0	515,887
5057-Tech Rev Ind & Comm Anal III	18	2.0	166,735	2.0	166,735	2.0	166,735
5065-Ind Comm Field Inspector IV	19	1.0	97,040	-	-	-	-
5087-IC Valuations Group Leader III	20	6.0	617,878	6.0	587,521	6.0	587,521
5089-Ind Commercial Field Insp V	20	3.0	319,650	-	-	-	-
5090-Ind/Com Grp Ldr/Sr Fld Ins III	20	1.0	93,951	5.0	514,987	5.0	514,987
7730-Director of Commercial Valuations	24	1.0	142,800	1.0	142,800	1.0	142,800
7815-Manager of Commercial Valuations	22	2.0	222,406	2.0	216,028	2.0	216,028
7816-Manager of Special Properties	22	1.0	111,087	1.0	104,381	1.0	104,381
7719-Director of Special Properties	24	1.0	117,300	1.0	117,300	1.0	117,300
8831-Community Outreach Liaison Assessor	13	-	-	1.0	50,979	1.0	50,979
8839-Research Senior Analyst I - Commerical	19	1.0	92,416	1.0	92,416	1.0	92,416
8840-Research Senior Analyst II - Commerical	21	1.0	117,094	1.0	117,094	1.0	117,094
8846-Assistant Mgr of Commercial Data Collection	20	2.0	184,710	2.0	161,836	2.0	161,836
8847-Assistant Mgr of Residential Data Collection	20	2.0	175,136	2.0	161,539	2.0	161,539
		49.0	\$4,051,623	47.0	\$3,893,353	47.0	\$3,893,353
12590-Data Management							
7734-Sr Data Scientist (Res)	22	1.0	104,627	1.0	106,740	1.0	106,740
7975-Sr Data Scientist (Com)	22	1.0	87,370	1.0	106,036	1.0	106,036
		2.0	\$191,998	2.0	\$212,776	2.0	\$212,776
15050-Information Technology							
5046-Programmer II - Assessor	18	2.0	168,455	2.0	168,455	2.0	168,455
5091-Programmer IV - Assessor	20	1.0	79,986	1.0	79,986	1.0	79,986
5111-Senior Programmer III - Assess	21	2.0	234,187	2.0	234,187	2.0	234,187
5131-Asst Manager Records Managment	20	1.0	87,026	1.0	119,122	1.0	119,122
5150-Sr Network Administrator III	21	3.0	334,932	3.0	334,932	3.0	334,932
5162-Manager of Records Management	22	1.0	106,744	1.0	101,956	1.0	101,956
5167-Mgr of App Develop/Assessor	23	1.0	125,962	1.0	128,500	1.0	128,500
6455-Help Desk Manager	23	1.0	48,903	1.0	81,571	1.0	81,571
		12.0	\$1,186,196	12.0	\$1,248,710	12.0	\$1,248,710
15530-Legal							
4891-Spec Properties Analyst III	16	1.0	64,958	-	-	-	-
4904-Freedom of Info Specialist I	11	2.0	108,152	-	-	-	-
4925-Freedom of Info Special III	13	1.0	62,024	3.0	174,185	3.0	174,185
4946-Exempt Analyst I - Assessor	14	3.0	170,299	3.0	174,578	3.0	174,578
5127-Asst Manager Freedom of Info	18	1.0	79,903	1.0	81,516	1.0	81,516
5137-Manager of Freedom of Informa	20	1.0	104,596	1.0	106,709	1.0	106,709
5160-Legal Counsel IV - Assessor	22	1.0	96,614	1.0	98,942	1.0	98,942
5189-Director of Legal - Assessor	24	1.0	145,000	1.0	145,000	1.0	145,000
5368-Legal Counsel	24	1.0	122,767	-	-	-	-
8806-Mgr of Incentive Prgms - Assor	22	1.0	115,571	1.0	117,900	1.0	117,900
8826-Taxpayer Resolution Specialist I	15	1.0	66,604	1.0	66,604	1.0	66,604
8827-Taxpayer Resolution Specialist II	16	1.0	76,954	1.0	76,954	1.0	76,954
8828-Incentive Sr Analyst III	18	1.0	88,469	1.0	88,469	1.0	88,469
8829-Incentive Sr Analyst I	16	2.0	146,540	3.0	208,877	3.0	208,877
8848-Paralegal - Assessor	16	2.0	101,975	1.0	56,374	1.0	56,374
8981-Senior Legal Counsel - Assessor	24	1.0	140,700	1.0	140,700	1.0	140,700

PERSONAL SERVICES - SUMMARY OF POSITIONS BY PROGRAM AND JOB CODE

Job Code/Title	Grade	2021 Approved & Adopted		2022 Department Request		2022 President's Recommendation	
		FTE Pos.	Salaries	FTE Pos.	Salaries	FTE Pos.	Salaries
9111-Director of Labor & Employment	24	-	-	1.0	120,000	1.0	120,000
		21.0	\$1,691,125	20.0	\$1,656,807	20.0	\$1,656,807
17080-Outreach							
7733-Director of Outreach & Engagement	24	1.0	115,157	1.0	117,478	1.0	117,478
8805-Community Outreach Strategist - Assessor	20	1.0	92,331	1.0	94,195	1.0	94,195
		2.0	\$207,489	2.0	\$211,673	2.0	\$211,673
18910-Residential Valuations							
4888-Residential Field Inspect III	16	6.0	407,174	11.0	756,774	11.0	756,774
4907-Residential Permit Analyst I	11	1.0	39,707	-	-	-	-
4932-Residential Junior Analyst I	13	9.0	510,615	-	-	-	-
4934-Residential Permit Analyst III	13	1.0	62,024	-	-	-	-
4944-Division Analyst I-Assessor	14	5.0	300,607	5.0	294,145	5.0	294,145
4953-Resident Field Workflow Coord	14	1.0	57,755	1.0	96,616	1.0	96,616
4954-Residential Junior Analyst	14	5.0	270,643	6.0	361,159	6.0	361,159
4976-Resident Field Inspector II	15	3.0	215,066	-	-	-	-
4977-Resident Jr Analyst III	15	6.0	416,503	14.0	885,420	14.0	885,420
4990-Division Analyst III-Assessor	16	1.0	56,512	1.0	72,128	1.0	72,128
5043-Ind Comm Field Inspector III	18	-	-	1.0	67,721	1.0	67,721
5048-Residential Group Leader III	18	5.0	406,704	6.0	513,692	6.0	513,692
5051-Residential Sr Field Insp III	18	2.0	176,937	4.0	312,379	4.0	312,379
5073-Residential Sr Field Insp IV	19	1.0	97,040	1.0	97,040	1.0	97,040
5081-Second Pass Coord and CE Spec	20	1.0	106,550	1.0	106,550	1.0	106,550
5083-Condominium Valuation Grp Ldr	20	1.0	101,479	1.0	101,479	1.0	101,479
5098-Residential Sr Field Insp V	20	1.0	101,479	-	-	-	-
5117-Research Sr Analyst IV	22	1.0	128,500	1.0	128,500	1.0	128,500
5147-Manager of Divisions Assessor	21	1.0	96,614	1.0	87,229	1.0	87,229
5363-Tec Rev Res Analyst V-Assessor	18	1.0	84,252	1.0	84,252	1.0	84,252
6597-Residential Junior Analyst IV	16	2.0	150,247	2.0	150,247	2.0	150,247
7645-Assessment By Legal Specialist	12	1.0	55,989	1.0	57,916	1.0	57,916
7731-Director of Residential Valuations	24	1.0	119,646	1.0	119,646	1.0	119,646
7817-Manager of Residential Valuations	22	2.0	217,631	2.0	222,013	2.0	222,013
7820-Sr HR Generalist	21	-	-	1.0	89,648	1.0	89,648
8832-Permit Specialist	12	3.0	176,975	3.0	162,481	3.0	162,481
8865-Manager of Data Integration & Coordination	22	1.0	94,668	1.0	96,583	1.0	96,583
		62.0	\$4,451,318	66.0	\$4,863,619	66.0	\$4,863,619
33910-Personnel Services							
5136-Human Resources Generalist	20	1.0	67,377	-	-	-	-
5161-Manager of Payroll-Assessor	22	1.0	77,690	1.0	86,980	1.0	86,980
5786-Dep Assessor of HR Assessor	24	-	-	1.0	130,000	1.0	130,000
7729-Director of Human Resources	23	1.0	120,666	1.0	108,897	1.0	108,897
7738-Director of Training and Continuous Improvement	23	1.0	96,505	1.0	112,204	1.0	112,204
7820-Sr HR Generalist	21	2.0	171,072	3.0	253,657	3.0	253,657
		6.0	\$533,311	7.0	\$691,737	7.0	\$691,737
35615-Taxpayer Services							
4886-Taxpayer Info Senior Spec II	14	3.0	196,602	11.0	694,125	11.0	694,125
4910-Taxpayer Info Junior Spec	11	1.0	39,707	-	-	-	-
4911-Taxpayer Information Spec I	11	4.0	216,303	-	-	-	-
4920-Taxpayer Info Specialist II	12	13.0	615,596	19.0	956,583	19.0	956,583
4925-Freedom of Info Special III	13	-	-	1.0	47,476	1.0	47,476
4938-Taxpayer Info Sr Special I	13	7.0	413,539	2.0	88,675	2.0	88,675
4939-Taxpayer Info Specialist III	13	3.0	166,627	1.0	44,337	1.0	44,337

PERSONAL SERVICES - SUMMARY OF POSITIONS BY PROGRAM AND JOB CODE

Job Code/Title	Grade	2021 Approved & Adopted		2022 Department Request		2022 President's Recommendation	
		FTE Pos.	Salaries	FTE Pos.	Salaries	FTE Pos.	Salaries
4961-Taxpayer Info Sr Spec Grp Ldr	14	1.0	66,591	-	-	-	-
4962-Taxpayer Information Spec IV	14	2.0	132,044	-	-	-	-
4984-Taxpayer Info Sr Spec III	15	1.0	71,691	1.0	71,691	1.0	71,691
5133-Asst Manager Taxpayer Infor	20	4.0	321,170	4.0	371,463	4.0	371,463
5140-Sup of TPI Branch Off-Skokie	20	1.0	101,548	1.0	101,550	1.0	101,550
5145-Mgr of Certificate of Error	21	1.0	77,549	1.0	86,980	1.0	86,980
5164-Manager of Taxpayer Informatio	22	1.0	112,501	1.0	114,768	1.0	114,768
5193-Director of Taxpayer Services	24	1.0	117,889	1.0	120,267	1.0	120,267
		43.0	\$2,649,356	43.0	\$2,697,915	43.0	\$2,697,915
Total Salaries and Positions		259.0	\$20,046,072	259.0	\$20,633,396	259.0	\$20,633,396
Turnover Adjustment		-	(1,396,292)	-	(1,031,670)	-	(1,031,670)
Operating Fund Totals		259.0	\$18,649,780	259.0	\$19,601,726	259.0	\$19,601,726

PERSONAL SERVICES - SUMMARY OF POSITIONS BY GRADE

Salary Grade	2021 Approved & Adopted		2022 Department Request		2022 President's Recommendation	
	FTE Pos.	Salaries	FTE Pos.	Salaries	FTE Pos.	Salaries
11	27.0	1,361,701	15.0	773,556	15.0	773,556
12	18.0	906,475	24.0	1,234,896	24.0	1,234,896
13	27.0	1,581,672	13.0	700,457	13.0	700,457
14	34.0	1,998,220	28.0	1,738,192	28.0	1,738,192
15	19.0	1,333,411	21.0	1,353,202	21.0	1,353,202
16	17.0	1,158,267	35.0	2,350,092	35.0	2,350,092
18	26.0	1,996,564	30.0	2,381,223	30.0	2,381,223
19	4.0	378,857	3.0	281,828	3.0	281,828
20	29.0	2,721,440	27.0	2,608,416	27.0	2,608,416
21	11.0	1,129,589	14.0	1,389,227	14.0	1,389,227
22	17.0	1,817,768	17.0	1,803,903	17.0	1,803,903
23	8.0	811,358	8.0	889,837	8.0	889,837
24	21.0	2,725,751	23.0	3,003,568	23.0	3,003,568
S	1.0	125,000	1.0	125,000	1.0	125,000
Total Salaries and Positions	259.0	\$20,046,072	259.0	\$20,633,396	259.0	\$20,633,396
Turnover Adjustment	-	\$(1,396,292)	-	\$(1,031,670)	-	\$(1,031,670)
Operating Funds Total	259.0	\$18,649,780	259.0	\$19,601,726	259.0	\$19,601,726

DISTRIBUTION BY APPROPRIATION CLASSIFICATION

Account	2021 Approved & Adopted	Department Request	President's Recommendation	Difference
Contingencies & Special Purpose				
580031-Reimbursement Designated Fund	651,000	400,000	400,000	(251,000)
580050-Cook County Administration	0	210	210	210
Contingencies & Special Purpose Total	651,000	400,210	400,210	(250,790)
Operating Funds Total	651,000	400,210	400,210	(250,790)

DISTRIBUTION BY APPROPRIATION CLASSIFICATION

Account	2021 Approved & Adopted	Department Request	President's Recommendation	Difference
Personal Services				
501005-Salaries and Wages of Employees With Benefits	308,955	309,416	309,416	460
501225-Planned Benefit Adjustment	99,996	31,223	31,223	(68,773)
501510-Mandatory Medicare Cost	4,618	4,625	4,625	7
501585-Insurance Benefits	207,936	76,593	76,593	(131,343)
Personal Services Total	621,505	421,857	421,857	(199,649)
Contractual Service				
520259-Postage	55,000	50,000	50,000	(5,000)
520485-Graphics and Reproduction Services	250	-	-	(250)
520825-Professional Services	125,000	15,000	15,000	(110,000)
Contractual Service Total	180,250	65,000	65,000	(115,250)
Supplies & Materials				
530600-Office Supplies	10,000	-	-	(10,000)
Supplies & Materials Total	10,000	-	-	(10,000)
Contingencies & Special Purpose				
580050-Cook County Administration	98,368	21,347	21,347	(77,021)
Contingencies & Special Purpose Total	98,368	21,347	21,347	(77,021)
Operating Funds Total	910,123	508,204	508,204	(401,920)

PERSONAL SERVICES - SUMMARY OF POSITIONS BY PROGRAM AND JOB CODE

Job Code/Title	Grade	2021 Approved & Adopted		2022 Department Request		2022 President's Recommendation	
		FTE Pos.	Salaries	FTE Pos.	Salaries	FTE Pos.	Salaries
35210-Erroneous Investigations Unit							
0640-Investigator III	18	2.0	159,973	2.0	159,973	2.0	159,973
6428-Erroneous Exemption Specialist	12	3.0	158,538	3.0	159,012	3.0	159,012
		5.0	\$318,510	5.0	\$318,985	5.0	\$318,985
Total Salaries and Positions		5.0	\$318,510	5.0	\$318,985	5.0	\$318,985
Turnover Adjustment		-	(9,555)	-	(9,570)	-	(9,570)
Operating Fund Totals		5.0	\$308,955	5.0	\$309,416	5.0	\$309,416

PERSONAL SERVICES - SUMMARY OF POSITIONS BY GRADE

Salary Grade	2021 Approved & Adopted		2022 Department Request		2022 President's Recommendation	
	FTE Pos.	Salaries	FTE Pos.	Salaries	FTE Pos.	Salaries
12	3.0	158,538	3.0	159,012	3.0	159,012
18	2.0	159,973	2.0	159,973	2.0	159,973
Total Salaries and Positions	5.0	\$318,510	5.0	\$318,985	5.0	\$318,985
Turnover Adjustment	-	\$(9,555)	-	\$(9,570)	-	\$(9,570)
Operating Funds Total	5.0	\$308,955	5.0	\$309,416	5.0	\$309,416

DISTRIBUTION BY APPROPRIATION CLASSIFICATION

Account	2021 Approved & Adopted	Department Request	President's Recommendation	Difference
Personal Services				
501005-Salaries and Wages of Employees With Benefits	935,607	958,779	958,779	23,172
501225-Planned Benefit Adjustment	122,471	102,196	102,196	(20,275)
501510-Mandatory Medicare Cost	13,566	13,902	13,902	336
501585-Insurance Benefits	212,628	222,007	222,007	9,379
Personal Services Total	1,284,272	1,296,884	1,296,884	12,612
Contractual Service				
520149-Communication Services	20,000	20,000	20,000	0
520825-Professional Services	150,000	1,230,000	1,230,000	1,080,000
Contractual Service Total	170,000	1,250,000	1,250,000	1,080,000
Supplies & Materials				
531645-Computer and Data Processing Supplies	40,000	150,000	150,000	110,000
Supplies & Materials Total	40,000	150,000	150,000	110,000
Operating Funds Total	1,494,272	2,696,884	2,696,884	1,202,612

PERSONAL SERVICES - SUMMARY OF POSITIONS BY PROGRAM AND JOB CODE

Job Code/Title	Grade	2021 Approved & Adopted		2022 Department Request		2022 President's Recommendation	
		FTE Pos.	Salaries	FTE Pos.	Salaries	FTE Pos.	Salaries
12590-Data Management							
5096-Resident Model Sr Analyst V	20	1.0	106,550	1.0	111,089	1.0	111,089
		1.0	\$106,550	1.0	\$111,089	1.0	\$111,089
15530-Legal							
8989-Legal Counsel - Assessor	21	1.0	88,469	1.0	99,165	1.0	99,165
		1.0	\$88,469	1.0	\$99,165	1.0	\$99,165
18910-Residential Valuations							
4888-Residential Field Inspect III	16	5.0	295,189	5.0	296,793	5.0	296,793
		5.0	\$295,189	5.0	\$296,793	5.0	\$296,793
35210-Erroneous Investigations Unit							
0640-Investigator III	18	3.0	240,061	3.0	242,255	3.0	242,255
6077-Dir of Exemptions Invest Unit	23	1.0	121,349	1.0	123,798	1.0	123,798
6239-Chief Investigator-Assessor	21	1.0	83,989	1.0	85,679	1.0	85,679
		5.0	\$445,398	5.0	\$451,732	5.0	\$451,732
Total Salaries and Positions		12.0	\$935,607	12.0	\$958,779	12.0	\$958,779
Operating Fund Totals		12.0	\$935,607	12.0	\$958,779	12.0	\$958,779

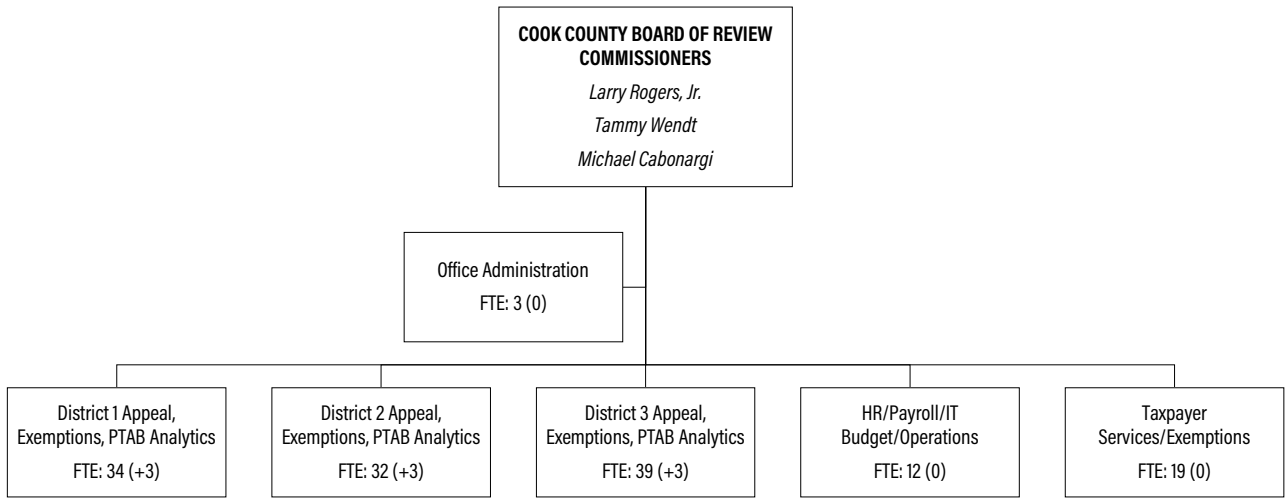
PERSONAL SERVICES - SUMMARY OF POSITIONS BY GRADE

Salary Grade	2021 Approved & Adopted		2022 Department Request		2022 President's Recommendation	
	FTE Pos.	Salaries	FTE Pos.	Salaries	FTE Pos.	Salaries
16	5.0	295,189	5.0	296,793	5.0	296,793
18	3.0	240,061	3.0	242,255	3.0	242,255
20	1.0	106,550	1.0	111,089	1.0	111,089
21	2.0	172,458	2.0	184,844	2.0	184,844
23	1.0	121,349	1.0	123,798	1.0	123,798
Total Salaries and Positions	12.0	\$935,607	12.0	\$958,779	12.0	\$958,779
Operating Funds Total	12.0	\$935,607	12.0	\$958,779	12.0	\$958,779

DISTRIBUTION BY APPROPRIATION CLASSIFICATION

Account	2021 Approved & Adopted	Department Request	President's Recommendation	Difference
Contractual Service				
520825-Professional Services	-	1,000,000	1,000,000	1,000,000
Contractual Service Total	-	1,000,000	1,000,000	1,000,000
Operating Funds Total	0	1,000,000	1,000,000	1,000,000





BUREAU

BUREAU SUMMARY OF APPROPRIATIONS AND POSITIONS
BUREAU DISTRIBUTION BY APPROPRIATION CLASSIFICATION

DEPARTMENTS

DEPARTMENT OVERVIEW
DEPARTMENT BUDGET
DISTRIBUTION BY APPROPRIATION CLASSIFICATION
PERSONAL SERVICES, SUMMARY OF POSITIONS
SUMMARY OF POSITIONS BY GRADE

BOARD OF REVIEW

1050 BOARD OF REVIEW	H-2
1050 AMERICAN RESCUE PLAN ACT (ARPA) FUND	H-8

SUMMARY OF APPROPRIATIONS

Department and Title	2021 Approved & Adopted	Department Request	President's Recommendation	Difference
Corporate Fund				
1050-Board of Review	14,072,527	14,622,401	14,622,401	549,874
Corporate Fund Total	\$14,072,527	\$14,622,401	\$14,622,401	\$549,874
General Funds Total	\$14,072,527	\$14,622,401	\$14,622,401	\$549,874
Special Purpose Funds				
11286-American Rescue Plan Act (ARPA) Fund	-	1,064,256	1,064,256	1,064,256
Special Purpose Funds Total	-	\$1,064,256	\$1,064,256	\$1,064,256
Total Appropriations	\$14,072,527	\$15,686,657	\$15,686,657	\$1,614,130

SUMMARY OF POSITIONS

Department and Title	2021 Approved Positions	2022 Department Request	2022 President's Recommendation	Difference
Corporate Fund				
1050-Board of Review	142.0	142.0	142.0	-
Corporate Fund Total	142.0	142.0	142.0	-
General Funds Total	142.0	142.0	142.0	-
Special Purpose Funds				
11286-American Rescue Plan Act (ARPA) Fund	-	9.0	9.0	9.0
Special Purpose Funds Total	-	9.0	9.0	9.0
Special Revenue Fund Total	-	9.0	9.0	9.0
Total Positions	142.0	151.0	151.0	9.0

MISSION

The Board of Review is charged by the Illinois State Legislature to review all assessment appeals and make corrections, as it deems equitable. Our goal is to provide accurate and fair analysis of assessment appeals to allow the timely distribution of tax revenues.

MANDATES

The Cook County Board of Review is mandated by Illinois Statutes 35 ILCS 200/9-5, 116-110 and 16-125.

**OPERATIONAL HIGHLIGHTS:
2021 INITIATIVES AND OUTCOMES**

Due to the Assessor’s delayed township reassessment schedule for 2020, the CCBOR finished its assessment appeal review on June 10, 2021. The CCBOR received the first township from the Assessor in September 2020 and received the majority of townships in the last three months of the calendar year (Oct-Dec). The townships received October-December 2020 accounted for 216,000 of the 223,000 appeals.

Because of COVID and the remote working environment, the CCBOR created a new remote process for assessment appeal hearings. A “case management” system was incorporated to proactively contact appellants who have requested hearings and explain the appeal process, evidence submission, and any other non-value questions. This process successfully provided a more robust level of service to County residents and allowed CCBOR analysts to focus on valuation details of an appellant’s appeal. “Pro se” hearings were reduced by over 50% through this newly implemented process. The efficiencies and increased level of service created by the newly enacted system will continue after the reopening of the County and the Board of Review.

**OPERATIONAL OPPORTUNITIES:
2022 INITIATIVES AND GOALS**

The CCBOR has three operational initiatives for 2022: increase staff training and assessment certifications, increase outreach to all parts of the County focusing on underserved communities and review and improve internal management processes. The CCBOR has committed to training staff to receive their CIAO designation. The goal is for all analysts to receive CIAO designation over the next two years. Also, CCBOR will provide continuing legal education opportunities for attorneys on staff. This initiative is a continuation of the overall goal of professionalizing the CCBOR.

The CCBOR is committed to providing every resident of Cook County access to the appeal process. In 2022, the CCBOR will continue to focus on underserved communities to ensure the appeal process is reaching everyone.

This focus will include a data-driven, targeted increase in outreach events and multi-language communications with Cook County residents.

In addition, the BOR operations and environment need to be reviewed by a management consultant to provide recommendations for improvements in management, HR, and non-IT business processes. This complete overview and review will focus on the ongoing commitment to innovation, reform, transparency, and accountability displayed in implementing the DAPS system. A management audit will help the BOR meet its core goals and functions.

Performance Metric Name	2019 Actual	2020 Actual	2021 Target	2021 Projection	2022 Target
Processing Time for Balancing Township Groups (days)	12	10	10	12	10
Number of parcels appealed	540,000	465,000	575,000	583,000	575,000
Processing time for an assessment appeal (days)	120	140	125	140	125
Processing time for a PTAB docket	120	90	90	100	90
PTAB Dockets electronically processed	100%	100%	100%	100%	100%

BUDGET HIGHLIGHTS

- CCBOR finalized 223,000 Assessment complaints while working remotely due to COVID-19
- CCBOR met the digital/electronic assessment appeal filing objectives.
- CCBOR continues to collect revenue through the Data Subscription Service.

Fund Category	Appropriations (\$ thousands)			
	2019 Adopted	2020 Adopted	2021 Adopted	2022 Recommended
Corporate Fund	11,599	13,473	14,073	14,622
Special Purpose Funds	1,121	0	0	1,064
Total Funds	12,720	13,473	14,073	15,687
Expenditures by Type				
Personnel	12,188	12,820	13,466	14,841
Non Personnel	532	653	607	846
Total Funds	12,720	13,473	14,073	15,687
FTE Positions	126.0	142.0	142.0	151.0

	Program Description	2021		2022	
		FTE Pos.	Adopted	FTE Pos.	Appropriation
10155-Administration	Supervises departmental operations and manages administrative functions.	13.1	1,747,329	14.1	2,271,720
20192-COVID-19	Expenses associated with mitigating the effects and spread of COVID-19, not otherwise required as part of the County's normal operations.	0.0	40,000	0.0	12,518
35010-Assessment Appeal Review	Conducts desk reviews, oral hearings, outreach, and taxpayer services.	108.3	10,081,088	108.7	10,346,805
35045-Certificate of Error	Reviews related prior BOR decisions and related evidence.	1.3	155,676	1.3	153,640
35215-Exemptions	Conducts evidence review and recommendation to Illinois Department of Revenue, oral hearings and field check investigations.	4.3	443,841	4.0	411,187
35265-Freedom of Information Act (FOIA)	Researches and prepares certain responses to FOIA requests.	0.2	15,788	0.2	19,568
35445-Property Tax Appeal Board (PTAB)	Conducts evidence preparation, settlement negotiations and defends BOR assessments at oral hearings.	15.0	1,588,805	13.8	1,406,965
60162-ARPA - Revenue Loss	Use of ARPA SLFRF funds for the provision of government services to the extent of reduction in revenue as determined by Dept. of Treasury calculation for revenue loss.	0.0	0	9.0	1,064,256
Total		142.0	14,072,527	151.0	15,686,657

DISTRIBUTION BY APPROPRIATION CLASSIFICATION

Account	2021 Approved & Adopted	Department Request	President's Recommendation	Difference
Personal Services				
501005-Salaries and Wages of Employees With Benefits	10,570,258	10,813,694	10,813,694	243,435
501165-Planned Salary Adjustment	27,900	22,300	22,300	(5,600)
501210-Planned Overtime Compensation	250,000	350,000	350,000	100,000
501510-Mandatory Medicare Cost	162,653	163,332	163,332	679
501585-Insurance Benefits	2,422,925	2,497,240	2,497,240	74,315
501765-Professional Develop/Fees	30,000	145,000	145,000	115,000
501835-Transportation and Travel Expenses	2,000	10,000	10,000	8,000
Personal Services Total	13,465,736	14,001,565	14,001,565	535,830
Contractual Service				
520149-Communication Services	30,000	14,696	14,696	(15,304)
520259-Postage	50,000	35,000	35,000	(15,000)
520485-Graphics and Reproduction Services	36,000	20,000	20,000	(16,000)
520609-Advertising and Promotions	30,000	40,000	40,000	10,000
520825-Professional Services	50,000	0	0	(50,000)
521005-Professional Legal Expenses	2,000	2,000	2,000	0
Contractual Service Total	198,000	111,696	111,696	(86,304)
Supplies & Materials				
530600-Office Supplies	50,000	50,000	50,000	0
530635-Books, Periodicals and Publish	113,432	131,949	131,949	18,517
531645-Computer and Data Processing Supplies	3,000	3,500	3,500	500
Supplies & Materials Total	166,432	185,449	185,449	19,017
Operations & Maintenance				
540129-Maintenance and Subscription Services	207,726	288,608	288,608	80,882
Operations & Maintenance Total	207,726	288,608	288,608	80,882
Rental & Leasing				
550005-Office and Data Processing Equip Rental	14,550	15,000	15,000	450
550029-Countywide Office and Data Processing Equip Rental	20,083	20,083	20,083	0
Rental & Leasing Total	34,633	35,083	35,083	450
Operating Funds Total	14,072,527	14,622,401	14,622,401	549,874

PERSONAL SERVICES - SUMMARY OF POSITIONS BY PROGRAM AND JOB CODE

Job Code/Title	Grade	2021 Approved & Adopted		2022 Department Request		2022 President's Recommendation	
		FTE Pos.	Salaries	FTE Pos.	Salaries	FTE Pos.	Salaries
10155-Administration							
0009-Commissioner/Board of Review	S	3.0	300,000	3.0	300,000	3.0	300,000
0048-Administrative Assistant III	16	1.0	54,169	1.0	55,161	1.0	55,161
0050-Administrative Assistant IV	18	0.2	10,722	0.2	10,662	0.2	10,662
0065-Admin Asst to Comm Brd of Appl	22	-	-	1.0	94,702	1.0	94,702
0324-Adm Asst to Comm II Bd of Apps	23	1.5	177,866	1.0	123,774	1.0	123,774
0365-Appeals Analyst I	18	2.2	131,997	2.2	136,831	2.2	136,831
0366-Appeals Analyst II	19	0.2	13,917	0.2	14,778	0.2	14,778
0376-Chief Deputy Commissioner	24	0.8	126,316	0.8	131,250	0.8	131,250
0377-First Assistant Commissioner	24	1.0	143,390	1.5	230,000	1.5	230,000
0382-Chief Clerk - Board of Review	23	0.2	24,892	0.2	27,198	0.2	27,198
0383-Deputy in Charge-Complaints	23	1.0	129,018	-	-	-	-
0387-Secretary - Board of Review	23	1.0	129,018	1.0	138,008	1.0	138,008
6894-Appeals Analyst III	20	1.0	68,227	1.0	70,746	1.0	70,746
9028-Deputy Secretary of the Board - Board of Review	24	-	-	1.0	135,500	1.0	135,500
		13.1	\$1,309,534	14.1	\$1,468,611	14.1	\$1,468,611
35010-Assessment Appeal Review							
0048-Administrative Assistant III	16	6.5	402,710	4.5	275,056	4.5	275,056
0050-Administrative Assistant IV	18	2.6	179,636	3.8	259,883	3.8	259,883
0065-Admin Asst to Comm Brd of Appl	22	3.4	298,086	2.6	236,805	2.6	236,805
0324-Adm Asst to Comm II Bd of Apps	23	11.5	1,204,968	11.0	1,095,334	11.0	1,095,334
0338-Assessment Analyst IV	22	17.6	1,454,431	14.4	1,151,120	14.4	1,151,120
0342-Assessment Analyst III	21	1.0	86,384	1.0	88,123	1.0	88,123
0365-Appeals Analyst I	18	23.6	1,377,393	25.6	1,548,379	25.6	1,548,379
0366-Appeals Analyst II	19	6.8	497,737	4.8	345,075	4.8	345,075
0376-Chief Deputy Commissioner	24	0.3	42,105	0.3	43,750	0.3	43,750
0377-First Assistant Commissioner	24	1.0	143,390	1.5	230,000	1.5	230,000
0382-Chief Clerk - Board of Review	23	0.8	99,567	0.8	108,792	0.8	108,792
0384-Deputy Member I	14	1.0	63,542	1.0	63,542	1.0	63,542
0388-Deputy Member II	15	2.0	103,567	2.0	105,654	2.0	105,654
0389-Deputy Member III	18	3.5	226,008	3.5	233,862	3.5	233,862
0907-Clerk V	11	1.0	51,536	1.0	51,536	1.0	51,536
6894-Appeals Analyst III	20	25.8	1,865,304	31.0	2,275,508	31.0	2,275,508
		108.3	\$8,096,364	108.7	\$8,112,418	108.7	\$8,112,418
35045-Certificate of Error							
0324-Adm Asst to Comm II Bd of Apps	23	0.6	69,890	0.6	70,778	0.6	70,778
0338-Assessment Analyst IV	22	0.2	21,568	0.2	16,433	0.2	16,433
6894-Appeals Analyst III	20	0.5	46,497	0.5	47,436	0.5	47,436
		1.3	\$137,955	1.3	\$134,647	1.3	\$134,647
35215-Exemptions							
0050-Administrative Assistant IV	18	0.3	21,110	-	-	-	-
0324-Adm Asst to Comm II Bd of Apps	23	0.5	51,084	0.5	39,966	0.5	39,966
0366-Appeals Analyst II	19	3.0	261,566	3.0	263,118	3.0	263,118
6894-Appeals Analyst III	20	0.5	46,497	0.5	47,436	0.5	47,436
		4.3	\$380,256	4.0	\$350,520	4.0	\$350,520
35265-Freedom of Information Act (FOIA)							
0338-Assessment Analyst IV	22	-	-	0.2	17,271	0.2	17,271
6894-Appeals Analyst III	20	0.2	12,832	-	-	-	-
		0.2	\$12,832	0.2	\$17,271	0.2	\$17,271
35445-Property Tax Appeal Board (PTAB)							
0047-Admin Assistant II	14	2.0	125,332	2.0	126,578	2.0	126,578

PERSONAL SERVICES - SUMMARY OF POSITIONS BY PROGRAM AND JOB CODE

Job Code/Title	Grade	2021 Approved & Adopted		2022 Department Request		2022 President's Recommendation	
		FTE Pos.	Salaries	FTE Pos.	Salaries	FTE Pos.	Salaries
0048-Administrative Assistant III	16	0.5	35,318	0.5	36,030	0.5	36,030
0065-Admin Asst to Comm Brd of Appl	22	0.6	53,162	0.4	36,952	0.4	36,952
0324-Adm Asst to Comm II Bd of Apps	23	8.0	793,572	7.0	700,420	7.0	700,420
0338-Assessment Analyst IV	22	0.2	16,813	0.2	15,500	0.2	15,500
0365-Appeals Analyst I	18	0.2	10,654	0.2	10,869	0.2	10,869
0384-Deputy Member I	14	1.0	63,542	1.0	63,542	1.0	63,542
0389-Deputy Member III	18	0.5	42,220	0.5	42,220	0.5	42,220
6894-Appeals Analyst III	20	2.0	139,865	2.0	148,686	2.0	148,686
		15.0	\$1,280,477	13.8	\$1,180,797	13.8	\$1,180,797
Total Salaries and Positions		142.0	\$11,217,417	142.0	\$11,264,264	142.0	\$11,264,264
Turnover Adjustment		-	(560,871)	-	(450,571)	-	(450,571)
Operating Fund Totals		142.0	\$10,656,546	142.0	\$10,813,694	142.0	\$10,813,694

PERSONAL SERVICES - SUMMARY OF POSITIONS BY GRADE

Salary Grade	2021 Approved & Adopted		2022 Department Request		2022 President's Recommendation	
	FTE Pos.	Salaries	FTE Pos.	Salaries	FTE Pos.	Salaries
11	1.0	51,536	1.0	51,536	1.0	51,536
14	4.0	252,416	4.0	253,662	4.0	253,662
15	2.0	103,567	2.0	105,654	2.0	105,654
16	8.0	492,197	6.0	366,248	6.0	366,248
18	33.0	1,999,739	36.0	2,242,704	36.0	2,242,704
19	10.0	773,221	8.0	622,971	8.0	622,971
20	30.0	2,179,220	35.0	2,589,812	35.0	2,589,812
21	1.0	86,384	1.0	88,123	1.0	88,123
22	22.0	1,844,060	19.0	1,568,784	19.0	1,568,784
23	25.0	2,679,875	22.0	2,304,270	22.0	2,304,270
24	3.0	455,202	5.0	770,500	5.0	770,500
S	3.0	300,000	3.0	300,000	3.0	300,000
Total Salaries and Positions	142.0	\$11,217,417	142.0	\$11,264,264	142.0	\$11,264,264
Turnover Adjustment	-	\$(560,871)	-	\$(450,571)	-	\$(450,571)
Operating Funds Total	142.0	\$10,656,546	142.0	\$10,813,694	142.0	\$10,813,694

DISTRIBUTION BY APPROPRIATION CLASSIFICATION

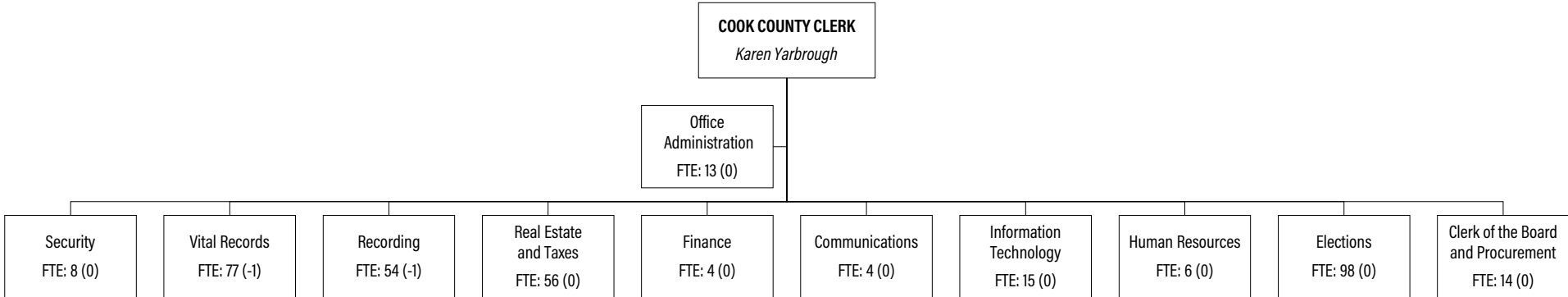
Account	2021 Approved & Adopted	Department Request	President's Recommendation	Difference
Personal Services				
501005-Salaries and Wages of Employees With Benefits	-	573,793	573,793	573,793
501225-Planned Benefit Adjustment	-	75,109	75,109	75,109
501510-Mandatory Medicare Cost	-	8,320	8,320	8,320
501540-Worker's Compensation	-	8,607	8,607	8,607
501585-Insurance Benefits	-	173,427	173,427	173,427
Personal Services Total	-	839,256	839,256	839,256
Contractual Service				
520825-Professional Services	-	225,000	225,000	225,000
Contractual Service Total	-	225,000	225,000	225,000
Operating Funds Total	0	1,064,256	1,064,256	1,064,256

PERSONAL SERVICES - SUMMARY OF POSITIONS BY PROGRAM AND JOB CODE

Job Code/Title	Grade	2021 Approved & Adopted		2022 Department Request		2022 President's Recommendation	
		FTE Pos.	Salaries	FTE Pos.	Salaries	FTE Pos.	Salaries
60162-ARPA - Revenue Loss							
0338-Assessment Analyst IV	22	-	-	3.0	228,128	3.0	228,128
0365-Appeals Analyst I	18	-	-	3.0	156,930	3.0	156,930
6894-Appeals Analyst III	20	-	-	3.0	188,735	3.0	188,735
		-	-	9.0	\$573,793	9.0	\$573,793
Total Salaries and Positions		0.0	\$0	9.0	\$573,793	9.0	\$573,793
Operating Fund Totals		0.0	\$0	9.0	\$573,793	9.0	\$573,793

PERSONAL SERVICES - SUMMARY OF POSITIONS BY GRADE

Salary Grade	2021 Approved & Adopted		2022 Department Request		2022 President's Recommendation	
	FTE Pos.	Salaries	FTE Pos.	Salaries	FTE Pos.	Salaries
18	-	-	3.0	156,930	3.0	156,930
20	-	-	3.0	188,735	3.0	188,735
22	-	-	3.0	228,128	3.0	228,128
Total Salaries and Positions	-	-	9.0	\$573,793	9.0	\$573,793
Operating Funds Total	-	-	9.0	\$573,793	9.0	\$573,793



BUREAU

BUREAU SUMMARY OF APPROPRIATIONS AND POSITIONS
BUREAU DISTRIBUTION BY APPROPRIATION CLASSIFICATION

DEPARTMENTS

DEPARTMENT OVERVIEW
DEPARTMENT BUDGET
DISTRIBUTION BY APPROPRIATION CLASSIFICATION
PERSONAL SERVICES, SUMMARY OF POSITIONS
SUMMARY OF POSITIONS BY GRADE

COUNTY CLERK

1110 COUNTY CLERK	I-4
1110 COUNTY CLERK - ELECTIONS DIVISION FUND	I-14
1110 COUNTY CLERK - AUTOMATION FUND	I-19
1110 COUNTY CLERK - DOCUMENT STORAGE SYSTEM FUND	I-22
1110 COUNTY CLERK - GIS FEE FUND	I-25
1110 COUNTY CLERK- RENTAL HOUSING SUPPORT FEE FUND	I-28
1110 AMERICAN RESCUE PLAN ACT (ARPA) FUND	I-29

SUMMARY OF APPROPRIATIONS

Department and Title	2021 Approved & Adopted	Department Request	President's Recommendation	Difference
Corporate Fund				
1110-County Clerk	18,812,385	19,170,283	19,170,283	357,898
Corporate Fund Total	\$18,812,385	\$19,170,283	\$19,170,283	\$357,898
General Funds Total	\$18,812,385	\$19,170,283	\$19,170,283	\$357,898
Election Fund				
1110-County Clerk	28,592,714	36,459,761	36,459,761	7,867,047
Election Fund Total	28,592,714	36,459,761	36,459,761	7,867,047
Special Purpose Funds				
11259-GIS Fee	971,016	2,178,242	2,178,242	1,207,225
11260-County Clerk Rental Housing Support Fee	0	21,467	21,467	21,467
11314-County Clerk Document Storage System	4,519,047	5,605,458	5,605,458	1,086,410
11316-County Clerk Automation	1,300,908	1,231,329	1,231,329	(69,578)
11286-American Rescue Plan Act (ARPA) Fund	-	8,823,854	8,823,854	8,823,854
Special Purpose Funds Total	\$6,790,971	\$17,860,350	\$17,860,350	\$11,069,379
Restricted				
G53989-Grant 2020 CC HAVA Cares Act	1,989,872	-	-	(1,989,872)
G53996-Grant 2020 CC 2020 HAVA Election Security Grant	286,409	-	-	(286,409)
G54203-Grant 2021 CC HAVA Election Security Grant	-	482,818	482,818	482,818
G54204-Grant 2021 CC Voter Registration State Grant 2022	-	2,528,875	2,528,875	2,528,875
Restricted Total	\$2,276,281	\$3,011,693	\$3,011,693	\$735,412
Total Appropriations	\$56,472,352	\$76,502,087	\$76,502,087	\$20,029,735

SUMMARY OF POSITIONS

Department and Title	2021 Approved Positions	2022 Department Request	2022 President's Recommendation	Difference
Corporate Fund				
1110-County Clerk	183.4	186.0	186.0	2.6
Corporate Fund Total	183.4	186.0	186.0	2.6
General Funds Total	183.4	186.0	186.0	2.6
Election Funds				
11306-Election	121.6	117.0	117.0	(4.6)
Election Fund Total	121.6	117.0	117.0	(4.6)
Special Purpose Funds				
11259-GIS Fee	5.0	5.0	5.0	-
11314-County Clerk Document Storage System	33.0	34.0	34.0	1.0
11316-County Clerk Automation	7.0	6.0	6.0	(1.0)
Special Purpose Funds Total	45.0	45.0	45.0	-
Special Revenue Fund Total	166.6	162.0	162.0	(4.6)
Total Positions	350.0	348.0	348.0	(2.0)

DISTRIBUTION BY APPROPRIATION CLASSIFICATION

Account	2021 Approved & Adopted	Department Request	President's Recommendation	Difference
Personal Services				
501005-Salaries and Wages of Employees With Benefits	12,316,318	12,311,152	12,311,152	(5,166)
501165-Planned Salary Adjustment	53,289	107,953	107,953	54,664
501210-Planned Overtime Compensation	50,000	85,000	85,000	35,000
501510-Mandatory Medicare Cost	184,093	184,033	184,033	(60)
501540-Worker's Compensation	121,353	156,440	156,440	35,087
501585-Insurance Benefits	3,134,626	2,785,150	2,785,150	(349,476)
501765-Professional Develop/Fees	21,000	15,000	15,000	(6,000)
501835-Transportation and Travel Expenses	13,500	5,500	5,500	(8,000)
Personal Services Total	15,894,179	15,650,227	15,650,227	(243,952)
Contractual Service				
520029-Armored Car Service	90,000	90,000	90,000	0
520149-Communication Services	32,197	252,455	252,455	220,258
520259-Postage	35,000	35,000	35,000	0
520279-Shipping and Freight Services	0	2,000	2,000	2,000
520485-Graphics and Reproduction Services	18,000	18,000	18,000	0
520609-Advertising and Promotions	11,000	4,000	4,000	(7,000)
520649-Media Storage Services	10,000	-	-	(10,000)
520825-Professional Services	1,157,000	1,285,000	1,285,000	128,000
521005-Professional Legal Expenses	80,000	90,000	90,000	10,000
521530-Non-Capitalizable Project Service Costs	100,000	-	-	(100,000)
Contractual Service Total	1,533,197	1,776,455	1,776,455	243,258
Supplies & Materials				
530100-Wearing Apparel	15,000	15,000	15,000	0
530600-Office Supplies	164,629	153,000	153,000	(11,629)
530635-Books, Periodicals and Publish	3,432	2,468	2,468	(964)
531645-Computer and Data Processing Supplies	503,000	135,000	135,000	(368,000)
Supplies & Materials Total	686,061	305,468	305,468	(380,593)
Operations & Maintenance				
540129-Maintenance and Subscription Services	322,120	1,189,802	1,189,802	867,682
540245-Automotive Operations and Maintenance	21,000	20,000	20,000	(1,000)
540345-Property Maintenance and Operations	310,920	320,249	320,249	9,329
Operations & Maintenance Total	654,040	1,530,051	1,530,051	876,011
Rental & Leasing				
550029-Countywide Office and Data Processing Equip Rental	94,908	100,282	100,282	5,374
550129-Facility and Office Space Rental	-	7,800	7,800	7,800
Rental & Leasing Total	94,908	108,082	108,082	13,174
Capital Equipment and Improvements				
560220-Computer and Data Processing Supplies	150,000	-	-	(150,000)
Capital Equipment and Improvements Total	150,000	-	-	(150,000)
Contingencies & Special Purpose				
580419-Appropriation Transfer	(200,000)	(200,000)	(200,000)	0
Contingencies & Special Purpose Total	(200,000)	(200,000)	(200,000)	0
Operating Funds Total	18,812,385	19,170,283	19,170,283	357,898

DISTRIBUTION BY APPROPRIATION CLASSIFICATION

Account	2021 Approved & Adopted	Department Request	President's Recommendation	Difference
Personal Services				
501005-Salaries and Wages of Employees With Benefits	13,364,223	16,097,495	16,097,495	2,733,272
501165-Planned Salary Adjustment	8,480	66,211	66,211	57,731
501210-Planned Overtime Compensation	530,000	656,000	656,000	126,000
501225-Planned Benefit Adjustment	433,651	270,610	270,610	(163,041)
501295-Salaries and Wages of Per Diem Employees	641,500	4,571,000	4,571,000	3,929,500
501510-Mandatory Medicare Cost	207,505	303,722	303,722	96,217
501540-Worker's Compensation	207,643	197,276	197,276	(10,367)
501585-Insurance Benefits	2,609,548	2,453,449	2,453,449	(156,099)
501765-Professional Develop/Fees	44,500	46,900	46,900	2,400
501835-Transportation and Travel Expenses	16,000	18,000	18,000	2,000
Personal Services Total	18,063,050	24,680,663	24,680,663	6,617,613
Contractual Service				
520149-Communication Services	618,354	553,501	553,501	(64,853)
520259-Postage	2,000,000	2,800,000	2,800,000	800,000
520485-Graphics and Reproduction Services	1,326,000	2,469,000	2,469,000	1,143,000
520609-Advertising and Promotions	207,000	206,000	206,000	(1,000)
520649-Media Storage Services	815,000	815,000	815,000	0
520725-Loss and Valuation	3,000	3,300	3,300	300
520825-Professional Services	5,400,000	5,360,000	5,360,000	(40,000)
521005-Professional Legal Expenses	2,855,000	2,355,000	2,355,000	(500,000)
Contractual Service Total	13,224,354	14,561,801	14,561,801	1,337,447
Supplies & Materials				
530005-Food Supplies	5,000	8,000	8,000	3,000
530170-Institutional Supplies	364,000	195,000	195,000	(169,000)
530600-Office Supplies	215,000	198,000	198,000	(17,000)
530635-Books, Periodicals and Publish	3,000	6,000	6,000	3,000
530700-Multimedia Supplies	7,000	7,000	7,000	0
531645-Computer and Data Processing Supplies	313,000	482,500	482,500	169,500
Supplies & Materials Total	907,000	896,500	896,500	(10,500)
Operations & Maintenance				
540105-Moving Expense and Remodeling	1,000,000	1,600,000	1,600,000	600,000
540129-Maintenance and Subscription Services	1,830,000	3,260,750	3,260,750	1,430,750
540245-Automotive Operations and Maintenance	40,000	20,000	20,000	(20,000)
540345-Property Maintenance and Operations	322,865	332,551	332,551	9,686
Operations & Maintenance Total	3,192,865	5,213,301	5,213,301	2,020,436
Rental & Leasing				
550029-Countywide Office and Data Processing Equip Rental	18,215	18,215	18,215	0
550059-Automotive Equipment Rental	40,000	42,000	42,000	2,000
550129-Facility and Office Space Rental	90,000	97,880	97,880	7,880
Rental & Leasing Total	148,215	158,095	158,095	9,880
Capital Equipment and Improvements				
560220-Computer and Data Processing Supplies	1,200,000	9,033,854	9,033,854	7,833,854
560240-Furniture Supplies	0	47,807	47,807	47,807
560260-Vehicle Equipment and Supplies	-	36,500	36,500	36,500
Capital Equipment and Improvements Total	1,200,000	9,118,161	9,118,161	7,918,161
Contingencies & Special Purpose				
580050-Cook County Administration	179,451	891,590	891,590	712,139
580419-Appropriation Transfer	(1,531,250)	(1,200,000)	(1,200,000)	331,250
Contingencies & Special Purpose Total	(1,351,799)	(308,410)	(308,410)	1,043,389
Operating Funds Total	35,383,685	54,320,111	54,320,111	18,936,426

MISSION

The Cook County Clerk's Office is committed to providing quality and efficient services for the purchasing of vital records, recording of land records, collection of delinquent taxes, governing elections, and recording of County Board proceedings.

MANDATES

Cook County Automation Fees in Section 2-174 include an automation fee as set out in Section 32-1 to be retained in a special fund designated as the Clerk's Automation Fund to pay costs related to the automation of functions performed by the Clerk. The land records duties of the Clerk's Office established by the Illinois Counties Code (55 ILCS 5/3-5001 et. seq.; 55 ILCS 5/4-12002; 55 ILCS 5/4-12002.1; 55 ILCS 5/4-12004) and the Cook County Code of Ordinance.

**OPERATIONAL HIGHLIGHTS:
2021 INITIATIVES AND OUTCOMES**

The assumption of duties included, but was not limited to, hiring of staff to perform Recorder of Deeds operational functions and duties, consolidation of websites, the analysis, assessment, and implementation of outdated technology (i.e., servers, maintenance, software, equipment, and other), reduce recordings backlog, and establish new indexing servicer. We were successful in hiring to fill needed positions by 12/3/2020. We are increasing our usage of electronic recording, thus reducing the "foot traffic" to visit our office. All recordings take place at Cook County Building, 118 N. Clark Street. We are working diligently to deploy the new Cashiering and Document Management systems by the end of summer for Vital Records and mid-November for Tax Services. By year end the system will be operational across all three (Vital Records, Tax Services, and Ethics) divisions. The office was successful in the automation of the land record indexing function reducing the inherited backlog from the assumption of duties due to the slow down from the pandemic shutdown.

**OPERATIONAL OPPORTUNITIES:
2022 INITIATIVES AND GOALS**

The focus for the office for FY2022 continues to be efficiency in operations, advocacy, cybersecurity, and accuracy.

Completion of Phase II roll out of the new Cashiering, Accounting System and Document Management platforms in Real Estate & Tax Services and implementation of the accounting-general ledger software upgrade in both Tax Services and Recording Operations. This platform replaces our legacy system creating processes and workflow efficiencies, reducing any revenue slippage, and implementation of one platform for revenue reporting.

Performance Metric Name	2019 Actual	2020 Actual	2021 Target	2021 Projection	2022 Target
Number of Birth Records Issued	409,017	224,383	412,000	320,000	336,000
Average number of maintenance requests per FTE	100,008	109,269	80,000	80,000	80,000
Percentage of Recordings that are eRecordings	58%	90%	70%	75%	75%
Number of New /Moved Voters in Cook County	170,957	175,000	200,000	200,000	225,000
Number of Tax PINS Sold Processed (Annual Sale)	10,725	0	11,000	11,000	11,000

BUDGET HIGHLIGHTS

- The Office of the Cook County Clerk (CCCO) is focused on continuous cost efficiencies, economies of scale, and implementing best practices.
- CCCO will continue monitoring the Recording Operations Division's needs, derived from the assumption of duties.
- The Clerk's Office will develop a unified website which includes the ability to retrieve images of recorded land records.

Fund Category	Appropriations (\$ thousands)			
	2019 Adopted	2020 Adopted	2021 Adopted	2022 Recommended
Corporate Fund	11,163	12,802	18,812	19,170
Election Fund	21,243	28,977	28,593	36,460
Special Purpose Funds	1,555	1,647	6,791	17,860
Grants	364	2,125	2,276	3,012
Total Funds	34,326	45,550	56,472	76,502
Expenditures by Type				
Personnel	23,919	26,865	33,957	41,510
Non Personnel	10,407	18,685	22,515	34,992
Total Funds	34,326	45,550	56,472	76,502
FTE Positions	262.1	265.0	350.0	348.0

Program Description	2021		2022	
	FTE Pos.	Adopted	FTE Pos.	Appropriation
13945-Finance	4.0	438,981	5.0	566,591
18445-Quality Assurance	0.0	636,723	0.0	521,500
10035-Absentee Voting	1.0	295,220	2.0	143,593
10155-Administration	13.0	3,325,861	12.5	5,196,998
10270-Administrative Support	5.0	469,690	3.0	323,760
10595-Archives	0.0	181,154	0.0	0
10725-Ballot Consolidation	0.0	30,078	0.0	0
11715-Clerk of the Board	13.0	1,254,949	13.0	1,286,708
11925-Communication and Community Affairs Administration	7.0	761,256	9.0	865,715
12520-Customer Service	15.0	1,154,054	17.0	1,159,421
12590-Data Management	1.0	109,209	0.0	11,210
13545-Ethics and Financial Disclosure	0.0	35,732	0.0	10,000
14915-Human Resources	4.0	444,263	6.0	569,985
15050-Information Technology	16.0	4,283,833	15.0	5,773,766
15530-Legal	5.0	913,100	5.0	951,009
17080-Outreach	3.0	253,062	2.0	118,209
18620-Real Estate Tax Analytical Section	5.0	423,368	6.0	460,794
18675-Recording Operations	28.0	3,339,822	29.0	3,710,987
19150-Security	7.0	473,366	7.0	465,732
20192-COVID-19	0.0	166,629	0.0	101,000
20350-Training Section	0.0	146,000	0.0	171,000
20645-Voter Registration	3.0	303,720	4.0	385,030
33905-Operation, Planning, Logistics, Information Program	0.0	1,090,000	0.0	1,695,000
35160-Election Day Services	27.0	4,803,153	27.0	12,469,477
35165-Elections Administration	11.0	7,156,837	9.5	7,794,524
35170-Elections Support Services	11.0	2,861,455	11.0	3,715,549

	Program Description	2021		2022	
		FTE Pos.	Adopted	FTE Pos.	Appropriation
35175-Electoral Boards	Conducts hearings on objections to nomination papers and petitions for candidates and referenda.	0.0	60,273	0.0	0
35270-Genealogy & Mail Tracking	Handles public requests and mailed certificates for past birth certificates (more than 75 years past), death certificates (more than 20 years past) and marriage certificates (more than 50 years past).	11.0	894,457	9.0	751,949
35465-Public Service/License & Registration	Processes public requests at multiple courthouses, suburban and downtown, for various vital record certificates licenses and registrations. Local Registrar for Cook County District 16.0.	42.0	2,955,344	33.0	2,465,507
35490-Research & Bill Writing	Researches the 20 year delinquency history on PINs sold at annual sales and generates and proofs delinquent property tax bills as requested.	2.0	128,497	0.0	33,763
35595-Tax Extension & GIS Maps	Processes tax levies and calculates tax rates and distribution percentages. Creates official tax maps for Cook County, maintains taxing district boundaries, and provides legal descriptions for PINs.	10.0	933,309	10.0	898,827
35600-Tax Sales & Posting	Handles all business processes for annual, scavenger and forfeiture sales. Processes tax buyer posting requests for active sales and processes tax deeds for tax buyers.	8.0	640,533	8.0	615,669
35605-Tax Service Accounting	Processes in-person and mail in requests for delinquent tax bills. Processes redemption payments for PINs sold at tax sale and tax buyer payouts for surrendered Certificates of Purchase.	13.0	1,607,763	14.0	1,324,667
35610-Tax Services Administration	Manages Integrated Property Tax System within the Clerk's Office and oversees Delinquent Taxes, Tax Sales, Tax Extension and Maps. Follows tax legislation and responds to FOIA and public inquiries.	7.0	1,840,097	7.0	1,819,010
35655-Vital Records Administration	Supervises departmental operations and manages administrative functions.	17.0	2,100,511	16.0	2,067,798
35660-Vital Records Correspondence	Handles online (Lexis Nexis) birth, marriage, civil union, and death certificates.	7.0	568,111	13.0	960,699
35665-Voter Services Program & Post Election Services	Manages the building of voter lists, data quality, outreach, minority language services, customer service, voter registration, nursing homes, detainees, post-election audits, recounts and canvassing.	26.0	1,851,138	26.0	1,980,633
35670-Voting Equipment Management	Provides all services involving the maintenance of voting equipment.	0.0	263,643	0.0	50,000
35750-Early Voting	Administers and manages early voting. Conducts equipment manager training.	3.0	324,371	4.0	322,804
35755-Election Worker Placement	Reviews past performances, enrolls election judges in trainings, communicates with committeemen/coordinators, and processes payroll. Sends assignments to election judges.	0.0	129,925	0.0	5,000
18671-EOC Operations	Perform responsibilities and duties at the Election Operation Center to support the entire election cycle.	7.0	1,199,623	7.0	973,686
18672-Recorders	Processes recording requests over the counter or electronically.	18.0	1,896,962	18.0	1,634,664
60162-ARPA - Revenue Loss	Use of ARPA SLFRF funds for the provision of government services to the extent of reduction in revenue as determined by Dept. of Treasury calculation for revenue loss.	0.0	0	0.0	8,823,854
21120-New/Replacement Capital Equipment	Funds appropriated for the procurement of capital equipment and services.	0.0	1,450,000	0.0	294,307
Grants	Federal, State, and Private agencies appropriated grant funds that support various programs and services	0.0	2,276,281	0.0	3,011,693
Total		350.0	56,472,352	348.0	76,502,087

DISTRIBUTION BY APPROPRIATION CLASSIFICATION

Account	2021 Approved & Adopted	Department Request	President's Recommendation	Difference
Personal Services				
501005-Salaries and Wages of Employees With Benefits	12,316,318	12,311,152	12,311,152	(5,166)
501165-Planned Salary Adjustment	53,289	107,953	107,953	54,664
501210-Planned Overtime Compensation	50,000	85,000	85,000	35,000
501510-Mandatory Medicare Cost	184,093	184,033	184,033	(60)
501540-Worker's Compensation	121,353	156,440	156,440	35,087
501585-Insurance Benefits	3,134,626	2,785,150	2,785,150	(349,476)
501765-Professional Develop/Fees	21,000	15,000	15,000	(6,000)
501835-Transportation and Travel Expenses	13,500	5,500	5,500	(8,000)
Personal Services Total	15,894,179	15,650,227	15,650,227	(243,952)
Contractual Service				
520029-Armored Car Service	90,000	90,000	90,000	0
520149-Communication Services	32,197	252,455	252,455	220,258
520259-Postage	35,000	35,000	35,000	0
520279-Shipping and Freight Services	0	2,000	2,000	2,000
520485-Graphics and Reproduction Services	18,000	18,000	18,000	0
520609-Advertising and Promotions	11,000	4,000	4,000	(7,000)
520649-Media Storage Services	10,000	-	-	(10,000)
520825-Professional Services	1,157,000	1,285,000	1,285,000	128,000
521005-Professional Legal Expenses	80,000	90,000	90,000	10,000
521530-Non-Capitalizable Project Service Costs	100,000	-	-	(100,000)
Contractual Service Total	1,533,197	1,776,455	1,776,455	243,258
Supplies & Materials				
530100-Wearing Apparel	15,000	15,000	15,000	0
530600-Office Supplies	164,629	153,000	153,000	(11,629)
530635-Books, Periodicals and Publish	3,432	2,468	2,468	(964)
531645-Computer and Data Processing Supplies	503,000	135,000	135,000	(368,000)
Supplies & Materials Total	686,061	305,468	305,468	(380,593)
Operations & Maintenance				
540129-Maintenance and Subscription Services	322,120	1,189,802	1,189,802	867,682
540245-Automotive Operations and Maintenance	21,000	20,000	20,000	(1,000)
540345-Property Maintenance and Operations	310,920	320,249	320,249	9,329
Operations & Maintenance Total	654,040	1,530,051	1,530,051	876,011
Rental & Leasing				
550029-Countywide Office and Data Processing Equip Rental	94,908	100,282	100,282	5,374
550129-Facility and Office Space Rental	-	7,800	7,800	7,800
Rental & Leasing Total	94,908	108,082	108,082	13,174
Capital Equipment and Improvements				
560220-Computer and Data Processing Supplies	150,000	-	-	(150,000)
Capital Equipment and Improvements Total	150,000	-	-	(150,000)
Contingencies & Special Purpose				
580419-Appropriation Transfer	(200,000)	(200,000)	(200,000)	0
Contingencies & Special Purpose Total	(200,000)	(200,000)	(200,000)	0
Operating Funds Total	18,812,385	19,170,283	19,170,283	357,898

PERSONAL SERVICES - SUMMARY OF POSITIONS BY PROGRAM AND JOB CODE

Job Code/Title	Grade	2021 Approved & Adopted		2022 Department Request		2022 President's Recommendation	
		FTE Pos.	Salaries	FTE Pos.	Salaries	FTE Pos.	Salaries
13945-Finance							
5654-Manager	12	-	-	1.0	75,000	1.0	75,000
8890-Accountant IV - County Clerk	18	2.0	150,000	-	-	-	-
8894-Deputy Clerk of Finance- County Clerk	24	1.0	132,131	1.0	132,131	1.0	132,131
8910-Sr. Accountant - County Clerk	20	1.0	76,804	2.0	153,356	2.0	153,356
9024-Accountant - County Clerk	17	-	-	1.0	46,908	1.0	46,908
		4.0	\$358,935	5.0	\$407,395	5.0	\$407,395
10035-Absentee Voting							
7854-Senior Purchasing Clerk	18	1.0	63,150	1.0	65,320	1.0	65,320
8911-Manager of Polling Places	21	-	-	1.0	69,164	1.0	69,164
		1.0	\$63,150	2.0	\$134,484	2.0	\$134,484
10155-Administration							
0005-County Clerk	S	0.5	52,500	0.5	52,500	0.5	52,500
0014-Recorder	S	1.0	105,000	-	-	-	-
0048-Administrative Assistant III	16	1.0	65,320	-	-	-	-
0062-Inspector General	24	0.5	60,000	-	-	-	-
0571-Chief Deputy Clerk	24	0.5	80,500	0.5	80,000	0.5	80,000
3145-Vital Records Clerk V	15	-	-	1.0	67,891	1.0	67,891
4771-Deputy Chief of Staff	24	1.0	79,930	-	-	-	-
4837-Admin Assistant II-County Clk	16	0.5	34,878	-	-	-	-
4842-Clerk V-County Clerk	13	-	-	1.0	55,428	1.0	55,428
4843-Clerk V-County Clerk/Sheriff	14	-	-	2.0	126,302	2.0	126,302
7710-Sp Asst to the Clerk for Government Affairs	22	0.5	39,965	0.5	46,801	0.5	46,801
7711-Deputy Clerk of Security - Security Specialist Operator	22	0.5	42,009	0.5	44,596	0.5	44,596
7762-Deputy Clerk of Policy	24	0.5	65,545	0.5	65,545	0.5	65,545
7770-Exec. Asst. to the Special Assistant to the Clerk	18	0.5	26,155	0.5	27,468	0.5	27,468
7779-Exec Asst to Chief Dpty Clerk & Chf Legal Cnsl	20	1.0	73,796	1.0	87,539	1.0	87,539
7804-Director of Communications - CC	18	1.0	95,655	-	-	-	-
8901-Deputy Chief of Staff/Labor Counsel - County Clerk	24	-	-	1.0	135,252	1.0	135,252
		9.0	\$821,254	9.0	\$789,322	9.0	\$789,322
10270-Administrative Support							
6661-Exec Asst to HR Director ROD	18	1.0	56,655	-	-	-	-
6664-Exec Asst to Dep Rec Ops ROD	19	1.0	75,290	-	-	-	-
8881-Exec. Asst. to Dpty Clerk of Real Estate & Tax Services	18	1.0	52,310	1.0	52,310	1.0	52,310
8901-Deputy Chief of Staff/Labor Counsel - County Clerk	24	1.0	135,252	-	-	-	-
8909-Legal Counsel for Recording Operations - County Clerk	24	1.0	122,767	-	-	-	-
		5.0	\$442,274	1.0	\$52,310	1.0	\$52,310
11715-Clerk of the Board							
0039-Deputy Clerk of Board	24	0.5	65,545	0.5	65,545	0.5	65,545
0048-Administrative Assistant III	16	0.5	36,277	0.5	36,277	0.5	36,277
0050-Administrative Assistant IV	18	0.5	40,941	0.5	40,566	0.5	40,566
1233-Storekeeper III	10	1.5	110,081	0.5	39,079	0.5	39,079
5654-Manager	12	-	-	1.0	75,000	1.0	75,000
5818-Executive Assistant I	20	1.0	71,978	-	-	-	-
7781-Clerk of the Board & Procurement Director	21	0.5	53,905	0.5	54,803	0.5	54,803
7854-Senior Purchasing Clerk	18	0.5	35,873	0.5	38,415	0.5	38,415
9023-Storekeeper - County Clerk	13	-	-	1.0	45,667	1.0	45,667
		5.0	\$414,601	5.0	\$395,354	5.0	\$395,354
11925-Communication and Community Affairs Administration							
2448-Community Outreach Coordinator - County Clerk	20	0.5	34,068	0.5	31,456	0.5	31,456
5801-Administrative Support V	17	-	-	1.0	70,810	1.0	70,810

PERSONAL SERVICES - SUMMARY OF POSITIONS BY PROGRAM AND JOB CODE

Job Code/Title	Grade	2021 Approved & Adopted		2022 Department Request		2022 President's Recommendation	
		FTE Pos.	Salaries	FTE Pos.	Salaries	FTE Pos.	Salaries
5803-Administrative Support VII	19	0.5	42,227	1.0	86,436	1.0	86,436
7804-Director of Communications - CC	18	1.0	96,771	1.0	91,823	1.0	91,823
8830-Communications Specialist	22	1.5	106,300	1.5	77,394	1.5	77,394
8893-Special Asst to the Clerk, Comm Affairs - County Clerk	24	-	-	1.0	105,683	1.0	105,683
8896-Director of Veterans Affairs - County Clerk	20	-	-	1.0	101,550	1.0	101,550
9034-Deputy Clerk of Communications	24	-	-	1.0	120,000	1.0	120,000
		3.5	\$279,367	8.0	\$685,152	8.0	\$685,152
12520-Customer Service							
0048-Administrative Assistant III	16	1.0	72,555	1.0	54,207	1.0	54,207
4842-Clerk V-County Clerk	13	2.0	112,726	4.0	231,905	4.0	231,905
4843-Clerk V-County Clerk/Sheriff	14	6.0	377,191	6.0	360,813	6.0	360,813
4848-Stenographer V	15	1.0	67,891	1.0	67,891	1.0	67,891
5803-Administrative Support VII	19	1.0	90,665	1.0	68,347	1.0	68,347
		11.0	\$721,028	13.0	\$783,163	13.0	\$783,163
12590-Data Management							
8864-Election Data Manager	20	1.0	93,535	-	-	-	-
		1.0	\$93,535	-	-	-	-
14915-Human Resources							
0048-Administrative Assistant III	16	-	-	1.0	72,555	1.0	72,555
0716-Personnel Analyst IV	19	1.0	73,064	-	-	-	-
5136-Human Resources Generalist	20	1.0	78,545	1.0	74,987	1.0	74,987
7714-Deputy Clerk of Human Resources	24	0.5	65,000	0.5	60,000	0.5	60,000
7777-Director of Human Resources - County Clerk	21	1.0	97,099	1.0	98,469	1.0	98,469
8951-Human Resources Coordinator	19	-	-	1.0	57,223	1.0	57,223
		3.5	\$313,708	4.5	\$363,233	4.5	\$363,233
15050-Information Technology							
6675-Information Security Analyst	20	0.4	25,165	-	-	-	-
		0.4	\$25,165	-	-	-	-
15530-Legal							
8819-Legal Support Coordinator - Co Clerk	20	1.0	73,480	1.0	74,987	1.0	74,987
		1.0	\$73,480	1.0	\$74,987	1.0	\$74,987
17080-Outreach							
0048-Administrative Assistant III	16	0.5	29,550	0.5	27,103	0.5	27,103
5801-Administrative Support V	17	0.5	32,250	-	-	-	-
8830-Communications Specialist	22	0.5	28,754	0.5	23,089	0.5	23,089
		1.5	\$90,554	1.0	\$50,192	1.0	\$50,192
18620-Real Estate Tax Analytical Section							
0369-Tax Examiner IV	13	-	-	1.0	52,786	1.0	52,786
0370-Tax Examiner V	15	1.0	67,891	1.0	67,891	1.0	67,891
4842-Clerk V-County Clerk	13	1.0	56,532	1.0	56,532	1.0	56,532
4843-Clerk V-County Clerk/Sheriff	14	1.0	59,471	1.0	61,089	1.0	61,089
4850-Tax Examiner IV-County Clerk	15	1.0	67,891	1.0	67,891	1.0	67,891
5803-Administrative Support VII	19	1.0	91,291	1.0	91,291	1.0	91,291
		5.0	\$343,077	6.0	\$397,481	6.0	\$397,481
18675-Recording Operations							
4842-Clerk V-County Clerk	13	10.0	572,886	9.0	475,538	9.0	475,538
6661-Exec Asst to HR Director ROD	18	-	-	1.0	57,799	1.0	57,799
8891-Asst. Manager of Recording Operations - County Clerk	20	1.0	83,185	1.0	62,912	1.0	62,912
8895-Director of Recording Operations - County Clerk	24	1.0	130,962	-	-	-	-
9005-Recorder VI - County Clerk	18	-	-	1.0	83,641	1.0	83,641
		12.0	\$787,034	12.0	\$679,890	12.0	\$679,890

PERSONAL SERVICES - SUMMARY OF POSITIONS BY PROGRAM AND JOB CODE

Job Code/Title	Grade	2021 Approved & Adopted		2022 Department Request		2022 President's Recommendation	
		FTE Pos.	Salaries	FTE Pos.	Salaries	FTE Pos.	Salaries
19150-Security							
7754-Security Officer II	14	1.0	60,696	-	-	-	-
7764-Security Officer I	13	5.0	237,632	6.0	285,113	6.0	285,113
8905-Manager of Security	20	1.0	62,912	1.0	64,073	1.0	64,073
		7.0	\$361,240	7.0	\$349,187	7.0	\$349,187
20645-Voter Registration							
0050-Administrative Assistant IV	18	1.0	83,641	1.0	83,641	1.0	83,641
5194-Vital Records Supervisor I	18	-	-	1.0	83,641	1.0	83,641
5803-Administrative Support VII	19	1.0	91,045	-	-	-	-
5804-Administrative Support VIII	20	1.0	62,912	1.0	95,724	1.0	95,724
8864-Election Data Manager	20	-	-	1.0	95,427	1.0	95,427
		3.0	\$237,597	4.0	\$358,433	4.0	\$358,433
35160-Election Day Services							
4837-Admin Assistant II-County Clk	16	1.0	69,757	1.0	69,757	1.0	69,757
4843-Clerk V-County Clerk/Sheriff	14	1.0	59,471	-	-	-	-
6915-Judges Unit Manager	22	1.0	102,887	1.0	104,965	1.0	104,965
		3.0	\$232,115	2.0	\$174,722	2.0	\$174,722
35165-Elections Administration							
5654-Manager	12	-	-	1.0	75,000	1.0	75,000
		-	-	1.0	\$75,000	1.0	\$75,000
35270-Genealogy & Mail Tracking							
0369-Tax Examiner IV	13	1.0	55,251	-	-	-	-
0659-Election Polling Place Coord	14	-	-	1.0	60,708	1.0	60,708
3145-Vital Records Clerk V	15	2.0	135,782	1.0	67,891	1.0	67,891
4837-Admin Assistant II-County Clk	16	1.0	69,610	1.0	69,757	1.0	69,757
4842-Clerk V-County Clerk	13	2.0	108,214	1.0	55,972	1.0	55,972
4843-Clerk V-County Clerk/Sheriff	14	4.0	245,226	5.0	308,377	5.0	308,377
5194-Vital Records Supervisor I	18	1.0	83,641	-	-	-	-
		11.0	\$697,724	9.0	\$562,705	9.0	\$562,705
35465-Public Service/License & Registration							
0047-Admin Assistant II	14	1.0	59,471	1.0	46,908	1.0	46,908
0048-Administrative Assistant III	16	1.0	72,555	-	-	-	-
0659-Election Polling Place Coord	14	1.0	60,696	-	-	-	-
0936-Stenographer V	13	1.0	55,251	1.0	55,428	1.0	55,428
3145-Vital Records Clerk V	15	1.0	50,498	-	-	-	-
4838-Bookkeeper IV-County Clerk	15	1.0	50,498	-	-	-	-
4842-Clerk V-County Clerk	13	15.0	712,917	14.0	704,062	14.0	704,062
4843-Clerk V-County Clerk/Sheriff	14	16.0	976,949	13.0	809,904	13.0	809,904
4847-Stenographer V-County Clerk	14	1.0	56,774	-	-	-	-
5801-Administrative Support V	17	1.0	70,254	1.0	70,254	1.0	70,254
		39.0	\$2,165,863	30.0	\$1,686,556	30.0	\$1,686,556
35490-Research & Bill Writing							
0369-Tax Examiner IV	13	1.0	52,650	-	-	-	-
4843-Clerk V-County Clerk/Sheriff	14	1.0	59,471	-	-	-	-
		2.0	\$112,121	-	-	-	-
35595-Tax Extension & GIS Maps							
0047-Admin Assistant II	14	2.0	126,302	2.0	126,302	2.0	126,302
0050-Administrative Assistant IV	18	3.0	236,729	3.0	237,629	3.0	237,629
4843-Clerk V-County Clerk/Sheriff	14	1.0	62,553	1.0	63,151	1.0	63,151
4851-Tax Examiner V-County Clerk	16	1.0	72,555	1.0	72,555	1.0	72,555
7759-Supervisor & GIS Lead - MAP Department	20	1.0	93,804	1.0	95,971	1.0	95,971

PERSONAL SERVICES - SUMMARY OF POSITIONS BY PROGRAM AND JOB CODE

Job Code/Title	Grade	2021 Approved & Adopted		2022 Department Request		2022 President's Recommendation	
		FTE Pos.	Salaries	FTE Pos.	Salaries	FTE Pos.	Salaries
35600-Tax Sales & Posting		8.0	\$591,943	8.0	\$595,607	8.0	\$595,607
0369-Tax Examiner IV	13	1.0	45,849	1.0	48,171	1.0	48,171
0370-Tax Examiner V	15	1.0	67,891	1.0	67,891	1.0	67,891
4842-Clerk V-County Clerk	13	2.0	104,427	2.0	107,752	2.0	107,752
4843-Clerk V-County Clerk/Sheriff	14	2.0	126,302	2.0	126,302	2.0	126,302
4849-Tax Examiner III-County Clerk	13	1.0	57,199	1.0	57,073	1.0	57,073
5803-Administrative Support VII	19	1.0	91,291	1.0	91,291	1.0	91,291
		8.0	\$492,960	8.0	\$498,480	8.0	\$498,480
35605-Tax Service Accounting							
0047-Admin Assistant II	14	1.0	63,151	1.0	63,151	1.0	63,151
4843-Clerk V-County Clerk/Sheriff	14	8.0	489,959	8.0	479,992	8.0	479,992
5654-Manager	12	-	-	1.0	75,000	1.0	75,000
5801-Administrative Support V	17	2.0	156,370	2.0	156,370	2.0	156,370
5803-Administrative Support VII	19	1.0	90,472	1.0	91,291	1.0	91,291
8821-Accounting Manager	22	1.0	106,560	1.0	108,708	1.0	108,708
		13.0	\$906,512	14.0	\$974,512	14.0	\$974,512
35610-Tax Services Administration							
0048-Administrative Assistant III	16	1.0	70,019	1.0	54,207	1.0	54,207
0371-Tax Redemption Supervisor	22	1.0	122,741	1.0	122,741	1.0	122,741
5562-Director of Real Estate and Tax Services	14	1.0	134,212	1.0	134,212	1.0	134,212
6229-GIS Manager	23	1.0	121,524	1.0	123,974	1.0	123,974
7706-Deputy Clerk of Real Estate & Tax Services	24	0.5	70,000	0.5	70,000	0.5	70,000
8816-Bus Analyt & Special Projects Liaison	19	1.0	88,601	1.0	90,389	1.0	90,389
8881-Exec. Asst. to Dpty Clerk of Real Estate & Tax Services	18	1.0	70,000	1.0	71,386	1.0	71,386
		6.5	\$677,097	6.5	\$666,908	6.5	\$666,908
35655-Vital Records Administration							
4834-Admin Assistant I-County Clerk	15	1.0	61,094	1.0	61,094	1.0	61,094
4837-Admin Assistant II-County Clk	16	1.0	72,555	1.0	54,207	1.0	54,207
4843-Clerk V-County Clerk/Sheriff	14	2.0	124,932	1.0	63,151	1.0	63,151
5194-Vital Records Supervisor I	18	1.0	67,949	1.0	71,298	1.0	71,298
5654-Manager	12	1.0	95,655	1.0	95,000	1.0	95,000
5803-Administrative Support VII	19	-	-	1.0	91,291	1.0	91,291
7716-Deputy Clerk of Vital Records	24	1.0	122,742	1.0	122,742	1.0	122,742
7824-Director of Vital Records	24	1.0	101,548	1.0	101,549	1.0	101,549
8821-Accounting Manager	22	1.0	95,655	-	-	-	-
8818-Exec Asst to Dpty Clrk & Dir of Vital Records	18	-	-	1.0	73,096	1.0	73,096
8833-Vital Records Back End Manager	20	1.0	62,912	1.0	62,912	1.0	62,912
		10.0	\$805,040	10.0	\$796,339	10.0	\$796,339
35660-Vital Records Correspondence							
0048-Administrative Assistant III	16	-	-	2.0	140,180	2.0	140,180
0369-Tax Examiner IV	13	-	-	1.0	55,428	1.0	55,428
3145-Vital Records Clerk V	15	-	-	1.0	67,891	1.0	67,891
4842-Clerk V-County Clerk	13	-	-	1.0	49,034	1.0	49,034
4843-Clerk V-County Clerk/Sheriff	14	1.0	59,471	3.0	182,779	3.0	182,779
4847-Stenographer V-County Clerk	14	-	-	1.0	59,471	1.0	59,471
		1.0	\$59,471	9.0	\$554,784	9.0	\$554,784
18672-Recorders							
8907-Recorder - County Clerk	13	9.0	529,196	5.0	255,092	5.0	255,092
9001-Recorder II - County Clerk	14	-	-	3.0	184,544	3.0	184,544
9002-Recorder III - County Clerk	15	-	-	1.0	67,891	1.0	67,891

PERSONAL SERVICES - SUMMARY OF POSITIONS BY PROGRAM AND JOB CODE

Job Code/Title	Grade	2021 Approved & Adopted		2022 Department Request		2022 President's Recommendation	
		FTE Pos.	Salaries	FTE Pos.	Salaries	FTE Pos.	Salaries
9004-Recorder V - County Clerk	17	-	-	1.0	78,185	1.0	78,185
		9.0	\$529,196	10.0	\$585,712	10.0	\$585,712
Total Salaries and Positions		183.4	\$12,696,042	186.0	\$12,691,909	186.0	\$12,691,909
Turnover Adjustment		-	(379,725)	-	(380,757)	-	(380,757)
Operating Fund Totals		183.4	\$12,316,318	186.0	\$12,311,152	186.0	\$12,311,152

PERSONAL SERVICES - SUMMARY OF POSITIONS BY GRADE

Salary Grade	2021 Approved & Adopted		2022 Department Request		2022 President's Recommendation	
	FTE Pos.	Salaries	FTE Pos.	Salaries	FTE Pos.	Salaries
10	1.5	110,081	0.5	39,079	0.5	39,079
12	1.0	95,655	5.0	395,000	5.0	395,000
13	51.0	2,700,730	50.0	2,590,981	50.0	2,590,981
14	51.0	3,202,300	52.0	3,257,155	52.0	3,257,155
15	9.0	569,437	9.0	604,223	9.0	604,223
16	9.5	665,630	10.0	650,805	10.0	650,805
17	3.5	258,875	6.0	422,528	6.0	422,528
18	15.5	1,159,470	14.5	1,078,034	14.5	1,078,034
19	8.5	733,946	8.0	667,560	8.0	667,560
20	11.9	893,096	12.5	1,000,893	12.5	1,000,893
21	1.5	151,004	2.5	222,436	2.5	222,436
22	7.0	644,871	6.0	528,293	6.0	528,293
23	1.0	121,524	1.0	123,974	1.0	123,974
24	10.0	1,231,922	8.5	1,058,447	8.5	1,058,447
S	1.5	157,500	0.5	52,500	0.5	52,500
Total Salaries and Positions	183.4	\$12,696,042	186.0	\$12,691,909	186.0	\$12,691,909
Turnover Adjustment	-	\$(379,725)	-	\$(380,757)	-	\$(380,757)
Operating Funds Total	183.4	\$12,316,318	186.0	\$12,311,152	186.0	\$12,311,152

DISTRIBUTION BY APPROPRIATION CLASSIFICATION

Account	2021 Approved & Adopted	Department Request	President's Recommendation	Difference
Personal Services				
501005-Salaries and Wages of Employees With Benefits	10,296,940	12,967,287	12,967,287	2,670,347
501165-Planned Salary Adjustment	6,280	61,156	61,156	54,876
501210-Planned Overtime Compensation	505,000	616,000	616,000	111,000
501295-Salaries and Wages of Per Diem Employees	641,500	4,571,000	4,571,000	3,929,500
501510-Mandatory Medicare Cost	162,799	258,116	258,116	95,317
501540-Worker's Compensation	207,643	197,276	197,276	(10,367)
501585-Insurance Benefits	1,842,868	1,769,979	1,769,979	(72,889)
501765-Professional Develop/Fees	35,500	24,000	24,000	(11,500)
501835-Transportation and Travel Expenses	15,000	17,000	17,000	2,000
Personal Services Total	13,713,530	20,481,814	20,481,814	6,768,284
Contractual Service				
520149-Communication Services	618,354	553,501	553,501	(64,853)
520259-Postage	2,000,000	2,800,000	2,800,000	800,000
520485-Graphics and Reproduction Services	1,281,000	2,426,000	2,426,000	1,145,000
520609-Advertising and Promotions	203,000	206,000	206,000	3,000
520725-Loss and Valuation	3,000	3,300	3,300	300
520825-Professional Services	4,150,000	4,110,000	4,110,000	(40,000)
521005-Professional Legal Expenses	2,855,000	2,355,000	2,355,000	(500,000)
Contractual Service Total	11,110,354	12,453,801	12,453,801	1,343,447
Supplies & Materials				
530005-Food Supplies	5,000	8,000	8,000	3,000
530170-Institutional Supplies	364,000	195,000	195,000	(169,000)
530600-Office Supplies	115,000	100,000	100,000	(15,000)
530635-Books, Periodicals and Publish	3,000	6,000	6,000	3,000
530700-Multimedia Supplies	7,000	7,000	7,000	0
531645-Computer and Data Processing Supplies	265,000	365,000	365,000	100,000
Supplies & Materials Total	759,000	681,000	681,000	(78,000)
Operations & Maintenance				
540105-Moving Expense and Remodeling	1,000,000	1,600,000	1,600,000	600,000
540129-Maintenance and Subscription Services	1,830,000	1,876,000	1,876,000	46,000
540245-Automotive Operations and Maintenance	40,000	20,000	20,000	(20,000)
540345-Property Maintenance and Operations	322,865	332,551	332,551	9,686
Operations & Maintenance Total	3,192,865	3,828,551	3,828,551	635,686
Rental & Leasing				
550029-Countywide Office and Data Processing Equip Rental	18,215	18,215	18,215	0
550059-Automotive Equipment Rental	40,000	42,000	42,000	2,000
550129-Facility and Office Space Rental	90,000	97,880	97,880	7,880
Rental & Leasing Total	148,215	158,095	158,095	9,880
Capital Equipment and Improvements				
560220-Computer and Data Processing Supplies	1,200,000	-	-	(1,200,000)
560240-Furniture Supplies	0	20,000	20,000	20,000
560260-Vehicle Equipment and Supplies	-	36,500	36,500	36,500
Capital Equipment and Improvements Total	1,200,000	56,500	56,500	(1,143,500)
Contingencies & Special Purpose				
580419-Appropriation Transfer	(1,531,250)	(1,200,000)	(1,200,000)	331,250
Contingencies & Special Purpose Total	(1,531,250)	(1,200,000)	(1,200,000)	331,250
Operating Funds Total	28,592,714	36,459,761	36,459,761	7,867,047

PERSONAL SERVICES - SUMMARY OF POSITIONS BY PROGRAM AND JOB CODE

Job Code/Title	Grade	2021 Approved & Adopted		2022 Department Request		2022 President's Recommendation	
		FTE Pos.	Salaries	FTE Pos.	Salaries	FTE Pos.	Salaries
10155-Administration							
0005-County Clerk	S	0.5	52,500	0.5	52,500	0.5	52,500
0062-Inspector General	24	0.5	60,000	-	-	-	-
0571-Chief Deputy Clerk	24	0.5	80,500	0.5	80,000	0.5	80,000
4837-Admin Assistant II-County Clk	16	0.5	34,878	1.0	69,757	1.0	69,757
7710-Sp Asst to the Clerk for Government Affairs	22	0.5	39,965	-	-	-	-
7711-Deputy Clerk of Security - Security Specialist Operator	22	0.5	42,009	0.5	44,596	0.5	44,596
7762-Deputy Clerk of Policy	24	0.5	65,545	0.5	65,545	0.5	65,545
7770-Exec. Asst. to the Special Assistant to the Clerk	18	0.5	26,155	0.5	27,468	0.5	27,468
		4.0	\$401,552	3.5	\$339,866	3.5	\$339,866
11715-Clerk of the Board							
0039-Deputy Clerk of Board	24	0.5	65,545	0.5	65,545	0.5	65,545
0047-Admin Assistant II	14	1.0	60,696	1.0	60,814	1.0	60,814
0048-Administrative Assistant III	16	0.5	36,277	0.5	36,277	0.5	36,277
0050-Administrative Assistant IV	18	1.5	124,582	1.5	124,207	1.5	124,207
1233-Storekeeper III	10	0.5	37,527	0.5	39,079	0.5	39,079
4843-Clerk V-County Clerk/Sheriff	14	1.0	56,774	1.0	59,311	1.0	59,311
5801-Administrative Support V	17	1.0	78,185	1.0	78,185	1.0	78,185
6916-Admin Support I-County Clerk	15	1.0	65,260	1.0	65,390	1.0	65,390
7781-Clerk of the Board & Procurement Director	21	0.5	53,905	0.5	54,803	0.5	54,803
7854-Senior Purchasing Clerk	18	0.5	35,873	0.5	38,415	0.5	38,415
		8.0	\$614,625	8.0	\$622,028	8.0	\$622,028
11925-Communication and Community Affairs Administration							
2448-Community Outreach Coordinator - County Clerk	20	0.5	34,068	0.5	31,456	0.5	31,456
5803-Administrative Support VII	19	0.5	42,227	-	-	-	-
8830-Communications Specialist	22	0.5	41,800	0.5	28,611	0.5	28,611
8893-Special Asst to the Clerk, Comm Affairs - County Clerk	24	1.0	105,681	-	-	-	-
8896-Director of Veterans Affairs - County Clerk	20	1.0	101,549	-	-	-	-
		3.5	\$325,325	1.0	\$60,067	1.0	\$60,067
14915-Human Resources							
7714-Deputy Clerk of Human Resources	24	0.5	65,000	0.5	60,000	0.5	60,000
8920-Dir Train & Prof Development - County Clerk	23	-	-	1.0	97,585	1.0	97,585
		0.5	\$65,000	1.5	\$157,585	1.5	\$157,585
15050-Information Technology							
0050-Administrative Assistant IV	18	2.0	161,500	2.0	162,400	2.0	162,400
0076-Admin Asst to County Clerk II	22	1.0	100,874	1.0	104,279	1.0	104,279
0655-Election Division Supvr III	24	1.0	137,333	1.0	137,333	1.0	137,333
1108-Programmer IV	22	2.0	214,035	2.0	218,355	2.0	218,355
1113-Systems Analyst IV	21	1.0	93,132	1.0	95,013	1.0	95,013
6675-Information Security Analyst	20	0.6	37,747	1.0	62,912	1.0	62,912
6956-Dir of Software Engineering	24	1.0	135,252	1.0	135,252	1.0	135,252
7058-Electn Info Infstrure Sec Off	24	1.0	140,454	1.0	140,454	1.0	140,454
8817-Network & Infrastructure Administrator	22	1.0	106,560	1.0	108,708	1.0	108,708
		10.6	\$1,126,887	11.0	\$1,164,705	11.0	\$1,164,705
15530-Legal							
7712-Chief Legal Counsel	24	1.0	145,656	1.0	145,000	1.0	145,000
8866-Chief Ethics Officer - County Clerk	24	1.0	120,000	1.0	120,000	1.0	120,000
		2.0	\$265,656	2.0	\$265,000	2.0	\$265,000
17080-Outreach							
0048-Administrative Assistant III	16	0.5	29,550	0.5	27,103	0.5	27,103
5801-Administrative Support V	17	0.5	32,250	-	-	-	-

PERSONAL SERVICES - SUMMARY OF POSITIONS BY PROGRAM AND JOB CODE

Job Code/Title	Grade	2021 Approved & Adopted		2022 Department Request		2022 President's Recommendation	
		FTE Pos.	Salaries	FTE Pos.	Salaries	FTE Pos.	Salaries
8830-Communications Specialist	22	0.5	28,754	0.5	23,089	0.5	23,089
		1.5	\$90,554	1.0	\$50,192	1.0	\$50,192
35160-Election Day Services							
0047-Admin Assistant II	14	1.0	46,908	1.0	61,302	1.0	61,302
0048-Administrative Assistant III	16	1.0	72,555	1.0	72,555	1.0	72,555
0653-Election Division Supvr I	18	1.0	62,313	1.0	80,371	1.0	80,371
0659-Election Polling Place Coord	14	4.0	238,848	4.0	229,586	4.0	229,586
0936-Stenographer V	13	1.0	45,849	1.0	48,171	1.0	48,171
3144-Election Support Clerk V	15	1.0	65,260	1.0	65,260	1.0	65,260
4843-Clerk V-County Clerk/Sheriff	14	10.0	583,722	10.0	567,023	10.0	567,023
4846-Election Support Clerk V	16	1.0	72,555	-	-	-	-
4848-Stenographer V	15	1.0	65,926	1.0	65,926	1.0	65,926
5803-Administrative Support VII	19	2.0	179,093	2.0	180,062	2.0	180,062
6916-Admin Support I-County Clerk	15	-	-	1.0	42,424	1.0	42,424
7993-Warehouse Inventory, Logistic & Bldg Mgr	20	1.0	99,902	-	-	-	-
9056-Field Coordinator	16	-	-	1.0	46,178	1.0	46,178
9057-Election Technology Engineering Manager	22	-	-	1.0	76,043	1.0	76,043
		24.0	\$1,532,930	25.0	\$1,534,899	25.0	\$1,534,899
35165-Elections Administration							
0043-Assistant to County Clerk	24	1.0	104,647	1.0	104,647	1.0	104,647
0067-Exec Asst to the Director	23	2.0	258,036	1.0	129,018	1.0	129,018
0654-Election Division Supvr II	24	1.0	100,916	1.0	100,916	1.0	100,916
5368-Legal Counsel	24	1.0	163,200	1.0	163,200	1.0	163,200
7707-Director of Elections	24	1.0	128,775	-	-	-	-
7710-Sp Asst to the Clerk for Government Affairs	22	-	-	0.5	46,801	0.5	46,801
7715-Deputy Clerk of Election	24	1.0	135,252	1.0	135,252	1.0	135,252
7789-Executive Asst to the Deputy Clerk of Elections	18	1.0	70,229	1.0	71,645	1.0	71,645
8888-Manager of Early Voting & Mail Voting - CCC	21	2.0	138,328	1.0	97,696	1.0	97,696
8911-Manager of Polling Places	21	1.0	69,164	-	-	-	-
9052-Assistant Deputy Clerk of Elections	24	-	-	1.0	110,000	1.0	110,000
		11.0	\$1,168,547	8.5	\$959,175	8.5	\$959,175
35170-Elections Support Services							
0075-Admin Asst to County Clerk I	21	1.0	111,644	1.0	111,644	1.0	111,644
0653-Election Division Supvr I	18	1.0	83,429	1.0	83,641	1.0	83,641
4842-Clerk V-County Clerk	13	4.0	214,808	4.0	189,906	4.0	189,906
4843-Clerk V-County Clerk/Sheriff	14	3.0	187,604	3.0	187,604	3.0	187,604
4846-Election Support Clerk V	16	1.0	72,555	1.0	72,555	1.0	72,555
7757-Customer Svcs Ethics Filing & Office Mgr	21	1.0	93,064	1.0	94,943	1.0	94,943
		11.0	\$763,103	11.0	\$740,292	11.0	\$740,292
35465-Public Service/License & Registration							
4842-Clerk V-County Clerk	13	3.0	124,506	3.0	126,832	3.0	126,832
		3.0	\$124,506	3.0	\$126,832	3.0	\$126,832
35610-Tax Services Administration							
7706-Deputy Clerk of Real Estate & Tax Services	24	0.5	70,000	0.5	70,000	0.5	70,000
		0.5	\$70,000	0.5	\$70,000	0.5	\$70,000
35660-Vital Records Correspondence							
3145-Vital Records Clerk V	15	1.0	67,891	1.0	67,891	1.0	67,891
4843-Clerk V-County Clerk/Sheriff	14	5.0	296,800	3.0	189,453	3.0	189,453
		6.0	\$364,691	4.0	\$257,344	4.0	\$257,344
35665-Voter Services Program & Post Election Services							
0048-Administrative Assistant III	16	1.0	65,320	1.0	67,748	1.0	67,748

PERSONAL SERVICES - SUMMARY OF POSITIONS BY PROGRAM AND JOB CODE

Job Code/Title	Grade	2021 Approved & Adopted		2022 Department Request		2022 President's Recommendation	
		FTE Pos.	Salaries	FTE Pos.	Salaries	FTE Pos.	Salaries
0653-Election Division Supvr I	18	1.0	78,759	2.0	138,503	2.0	138,503
3144-Election Support Clerk V	15	3.0	186,048	3.0	181,076	3.0	181,076
4836-Admin Assistant II-CC/ROD/SHF	15	1.0	50,498	1.0	65,256	1.0	65,256
4843-Clerk V-County Clerk/Sheriff	14	11.0	660,915	11.0	632,792	11.0	632,792
4846-Election Support Clerk V	16	2.0	124,640	2.0	141,030	2.0	141,030
5801-Administrative Support V	17	5.0	346,938	4.0	275,400	4.0	275,400
5803-Administrative Support VII	19	1.0	91,291	-	-	-	-
7756-Field Unit Lead Worker - Election Division	16	1.0	59,291	1.0	62,122	1.0	62,122
9058-GIS Chief Analyst/Machine Learning	20	-	-	1.0	62,912	1.0	62,912
		26.0	\$1,663,700	26.0	\$1,626,839	26.0	\$1,626,839
35750-Early Voting							
0048-Administrative Assistant III	16	1.0	69,757	1.0	54,207	1.0	54,207
3144-Election Support Clerk V	15	2.0	130,269	2.0	133,151	2.0	133,151
8888-Manager of Early Voting & Mail Voting - CCC	21	-	-	1.0	69,164	1.0	69,164
		3.0	\$200,026	4.0	\$256,522	4.0	\$256,522
18671-EOC Operations							
0067-Exec Asst to the Director	23	1.0	129,018	1.0	79,932	1.0	79,932
0653-Election Division Supvr I	18	1.0	76,392	1.0	76,392	1.0	76,392
4834-Admin Assistant I-County Clerk	15	1.0	63,970	1.0	63,970	1.0	63,970
4843-Clerk V-County Clerk/Sheriff	14	2.0	120,291	2.0	106,380	2.0	106,380
5818-Executive Assistant I	20	1.0	55,534	-	-	-	-
7855-Technology Mgr Election Equipment	20	1.0	97,583	1.0	101,550	1.0	101,550
7993-Warehouse Inventory, Logistic & Bldg Mgr	20	-	-	1.0	101,550	1.0	101,550
		7.0	\$542,789	7.0	\$529,774	7.0	\$529,774
Total Salaries and Positions		121.6	\$9,319,894	117.0	\$8,761,121	117.0	\$8,761,121
Turnover Adjustment		-	(289,067)	-	(262,834)	-	(262,834)
Operating Fund Totals		121.6	\$9,030,826	117.0	\$8,498,287	117.0	\$8,498,287

PERSONAL SERVICES - SUMMARY OF POSITIONS BY GRADE

Salary Grade	2021 Approved & Adopted		2022 Department Request		2022 President's Recommendation	
	FTE Pos.	Salaries	FTE Pos.	Salaries	FTE Pos.	Salaries
10	0.5	37,527	0.5	39,079	0.5	39,079
13	8.0	385,163	8.0	364,909	8.0	364,909
14	38.0	2,252,558	36.0	2,094,264	36.0	2,094,264
15	11.0	695,123	12.0	750,344	12.0	750,344
16	9.5	637,377	10.0	649,532	10.0	649,532
17	6.5	457,373	5.0	353,585	5.0	353,585
18	9.5	719,232	10.5	803,043	10.5	803,043
19	3.5	312,611	2.0	180,062	2.0	180,062
20	5.1	426,383	4.5	360,379	4.5	360,379
21	6.5	559,238	5.5	523,264	5.5	523,264
22	6.0	573,997	7.0	650,481	7.0	650,481
23	3.0	387,054	3.0	306,536	3.0	306,536
24	14.0	1,823,755	12.5	1,633,144	12.5	1,633,144
S	0.5	52,500	0.5	52,500	0.5	52,500
Total Salaries and Positions	121.6	\$9,319,894	117.0	\$8,761,121	117.0	\$8,761,121
Turnover Adjustment	-	\$(289,067)	-	\$(262,834)	-	\$(262,834)
Operating Funds Total	121.6	\$9,030,826	117.0	\$8,498,287	117.0	\$8,498,287

DISTRIBUTION BY APPROPRIATION CLASSIFICATION

Account	2021 Approved & Adopted	Department Request	President's Recommendation	Difference
Personal Services				
501005-Salaries and Wages of Employees With Benefits	513,470	485,359	485,359	(28,110)
501210-Planned Overtime Compensation	10,000	25,000	25,000	15,000
501225-Planned Benefit Adjustment	101,395	56,194	56,194	(45,201)
501510-Mandatory Medicare Cost	7,676	7,255	7,255	(420)
501585-Insurance Benefits	191,331	92,462	92,462	(98,869)
501765-Professional Develop/Fees	9,000	7,400	7,400	(1,600)
501835-Transportation and Travel Expenses	1,000	1,000	1,000	0
Personal Services Total	833,871	674,670	674,670	(159,201)
Contractual Service				
520485-Graphics and Reproduction Services	32,000	30,000	30,000	(2,000)
520825-Professional Services	300,000	300,000	300,000	0
Contractual Service Total	332,000	330,000	330,000	(2,000)
Supplies & Materials				
530600-Office Supplies	65,000	55,000	55,000	(10,000)
531645-Computer and Data Processing Supplies	40,000	60,000	60,000	20,000
Supplies & Materials Total	105,000	115,000	115,000	10,000
Operations & Maintenance				
540129-Maintenance and Subscription Services	0	98,000	98,000	98,000
Operations & Maintenance Total	0	98,000	98,000	98,000
Contingencies & Special Purpose				
580050-Cook County Administration	30,037	13,659	13,659	(16,378)
Contingencies & Special Purpose Total	30,037	13,659	13,659	(16,378)
Operating Funds Total	1,300,908	1,231,329	1,231,329	(69,578)

PERSONAL SERVICES - SUMMARY OF POSITIONS BY PROGRAM AND JOB CODE

Job Code/Title	Grade	2021 Approved & Adopted		2022 Department Request		2022 President's Recommendation	
		FTE Pos.	Salaries	FTE Pos.	Salaries	FTE Pos.	Salaries
35655-Vital Records Administration							
5194-Vital Records Supervisor I	18	3.0	242,148	3.0	242,337	3.0	242,337
5803-Administrative Support VII	19	2.0	182,582	2.0	159,638	2.0	159,638
8818-Exec Asst to Dpty Clrk & Dir of Vital Records	18	1.0	52,310	-	-	-	-
8833-Vital Records Back End Manager	20	1.0	52,310	1.0	98,396	1.0	98,396
		7.0	\$529,350	6.0	\$500,370	6.0	\$500,370
Total Salaries and Positions		7.0	\$529,350	6.0	\$500,370	6.0	\$500,370
Turnover Adjustment		-	(15,881)	-	(15,011)	-	(15,011)
Operating Fund Totals		7.0	\$513,470	6.0	\$485,359	6.0	\$485,359

PERSONAL SERVICES - SUMMARY OF POSITIONS BY GRADE

Salary Grade	2021 Approved & Adopted		2022 Department Request		2022 President's Recommendation	
	FTE Pos.	Salaries	FTE Pos.	Salaries	FTE Pos.	Salaries
18	4.0	294,458	3.0	242,337	3.0	242,337
19	2.0	182,582	2.0	159,638	2.0	159,638
20	1.0	52,310	1.0	98,396	1.0	98,396
Total Salaries and Positions	7.0	\$529,350	6.0	\$500,370	6.0	\$500,370
Turnover Adjustment	-	\$(15,881)	-	\$(15,011)	-	\$(15,011)
Operating Funds Total	7.0	\$513,470	6.0	\$485,359	6.0	\$485,359

DISTRIBUTION BY APPROPRIATION CLASSIFICATION

Account	2021 Approved & Adopted	Department Request	President's Recommendation	Difference
Personal Services				
501005-Salaries and Wages of Employees With Benefits	2,247,450	2,417,881	2,417,881	170,431
501165-Planned Salary Adjustment	2,200	5,055	5,055	2,855
501210-Planned Overtime Compensation	10,000	10,000	10,000	0
501225-Planned Benefit Adjustment	221,867	214,416	214,416	(7,451)
501510-Mandatory Medicare Cost	32,588	35,059	35,059	2,471
501585-Insurance Benefits	380,499	395,798	395,798	15,299
501765-Professional Develop/Fees	-	6,000	6,000	6,000
Personal Services Total	2,894,604	3,084,210	3,084,210	189,605
Contractual Service				
520485-Graphics and Reproduction Services	10,000	10,000	10,000	0
520649-Media Storage Services	815,000	815,000	815,000	0
520825-Professional Services	700,000	700,000	700,000	0
Contractual Service Total	1,525,000	1,525,000	1,525,000	0
Supplies & Materials				
530600-Office Supplies	28,000	28,000	28,000	0
531645-Computer and Data Processing Supplies	6,000	7,500	7,500	1,500
Supplies & Materials Total	34,000	35,500	35,500	1,500
Operations & Maintenance				
540129-Maintenance and Subscription Services	-	488,750	488,750	488,750
Operations & Maintenance Total	-	488,750	488,750	488,750
Capital Equipment and Improvements				
560240-Furniture Supplies	-	27,807	27,807	27,807
Capital Equipment and Improvements Total	-	27,807	27,807	27,807
Contingencies & Special Purpose				
580050-Cook County Administration	65,443	444,191	444,191	378,748
Contingencies & Special Purpose Total	65,443	444,191	444,191	378,748
Operating Funds Total	4,519,047	5,605,458	5,605,458	1,086,410

PERSONAL SERVICES - SUMMARY OF POSITIONS BY PROGRAM AND JOB CODE

Job Code/Title	Grade	2021 Approved & Adopted		2022 Department Request		2022 President's Recommendation	
		FTE Pos.	Salaries	FTE Pos.	Salaries	FTE Pos.	Salaries
10270-Administrative Support							
6664-Exec Asst to Dep Rec Ops ROD	19	-	-	1.0	75,660	1.0	75,660
8909-Legal Counsel for Recording Operations - County Clerk	24	-	-	1.0	122,767	1.0	122,767
		-	-	2.0	\$198,427	2.0	\$198,427
12520-Customer Service							
4842-Clerk V-County Clerk	13	4.0	235,198	4.0	181,239	4.0	181,239
		4.0	\$235,198	4.0	\$181,239	4.0	\$181,239
15050-Information Technology							
0050-Administrative Assistant IV	18	1.0	62,313	-	-	-	-
1108-Programmer IV	22	4.0	433,449	4.0	392,448	4.0	392,448
		5.0	\$495,761	4.0	\$392,448	4.0	\$392,448
15530-Legal							
8899-Investigator II - County Clerk	16	2.0	125,823	2.0	127,971	2.0	127,971
		2.0	\$125,823	2.0	\$127,971	2.0	\$127,971
18675-Recording Operations							
8867-Data Scientist - County Clerk	17	1.0	48,780	1.0	48,782	1.0	48,782
8891-Asst. Manager of Recording Operations - County Clerk	20	2.0	166,371	2.0	169,724	2.0	169,724
8902-Manager of Archives - County Clerk	20	1.0	93,760	1.0	95,177	1.0	95,177
8904-Manager of Recording Operations - County Clerk	20	1.0	93,760	1.0	99,547	1.0	99,547
8906-Plat & Declaration Reviewer - County Clerk	13	1.0	43,690	1.0	45,849	1.0	45,849
8907-Recorder - County Clerk	13	6.0	352,797	4.0	220,904	4.0	220,904
8908-Recording Supervisor - County Clerk	18	1.0	62,313	1.0	62,313	1.0	62,313
9001-Recorder II - County Clerk	14	-	-	1.0	63,151	1.0	63,151
9002-Recorder III - County Clerk	15	-	-	1.0	67,891	1.0	67,891
9051-Deputy Clerk of Recording Operations	24	-	-	1.0	130,962	1.0	130,962
		13.0	\$861,472	14.0	\$1,004,300	14.0	\$1,004,300
18672-Recorders							
8907-Recorder - County Clerk	13	9.0	529,196	2.0	102,200	2.0	102,200
9001-Recorder II - County Clerk	14	-	-	3.0	189,453	3.0	189,453
9004-Recorder V - County Clerk	17	-	-	1.0	75,891	1.0	75,891
9005-Recorder VI - County Clerk	18	-	-	2.0	145,954	2.0	145,954
		9.0	\$529,196	8.0	\$513,497	8.0	\$513,497
Total Salaries and Positions		33.0	\$2,247,450	34.0	\$2,417,881	34.0	\$2,417,881
Operating Fund Totals		33.0	\$2,247,450	34.0	\$2,417,881	34.0	\$2,417,881

PERSONAL SERVICES - SUMMARY OF POSITIONS BY GRADE

Salary Grade	2021 Approved & Adopted		2022 Department Request		2022 President's Recommendation	
	FTE Pos.	Salaries	FTE Pos.	Salaries	FTE Pos.	Salaries
13	20.0	1,160,881	11.0	550,192	11.0	550,192
14	-	-	4.0	252,604	4.0	252,604
15	-	-	1.0	67,891	1.0	67,891
16	2.0	125,823	2.0	127,971	2.0	127,971
17	1.0	48,780	2.0	124,673	2.0	124,673
18	2.0	124,625	3.0	208,266	3.0	208,266
19	-	-	1.0	75,660	1.0	75,660
20	4.0	353,891	4.0	364,447	4.0	364,447
22	4.0	433,449	4.0	392,448	4.0	392,448
24	-	-	2.0	253,730	2.0	253,730
Total Salaries and Positions	33.0	\$2,247,450	34.0	\$2,417,881	34.0	\$2,417,881
Operating Funds Total	33.0	\$2,247,450	34.0	\$2,417,881	34.0	\$2,417,881

DISTRIBUTION BY APPROPRIATION CLASSIFICATION

Account	2021 Approved & Adopted	Department Request	President's Recommendation	Difference
Personal Services				
501005-Salaries and Wages of Employees With Benefits	306,363	226,968	226,968	(79,396)
501210-Planned Overtime Compensation	5,000	5,000	5,000	0
501225-Planned Benefit Adjustment	110,389	-	-	(110,389)
501510-Mandatory Medicare Cost	4,442	3,291	3,291	(1,151)
501585-Insurance Benefits	194,850	195,210	195,210	360
501765-Professional Develop/Fees	0	9,500	9,500	9,500
Personal Services Total	621,044	439,969	439,969	(181,076)
Contractual Service				
520485-Graphics and Reproduction Services	3,000	3,000	3,000	0
520609-Advertising and Promotions	4,000	-	-	(4,000)
520825-Professional Services	250,000	250,000	250,000	0
Contractual Service Total	257,000	253,000	253,000	(4,000)
Supplies & Materials				
530600-Office Supplies	7,000	5,000	5,000	(2,000)
531645-Computer and Data Processing Supplies	2,000	50,000	50,000	48,000
Supplies & Materials Total	9,000	55,000	55,000	46,000
Operations & Maintenance				
540129-Maintenance and Subscription Services	-	798,000	798,000	798,000
Operations & Maintenance Total	-	798,000	798,000	798,000
Capital Equipment and Improvements				
560220-Computer and Data Processing Supplies	-	210,000	210,000	210,000
Capital Equipment and Improvements Total	-	210,000	210,000	210,000
Contingencies & Special Purpose				
580050-Cook County Administration	83,972	422,273	422,273	338,301
Contingencies & Special Purpose Total	83,972	422,273	422,273	338,301
Operating Funds Total	971,016	2,178,242	2,178,242	1,207,225

PERSONAL SERVICES - SUMMARY OF POSITIONS BY PROGRAM AND JOB CODE

Job Code/Title	Grade	2021 Approved & Adopted		2022 Department Request		2022 President's Recommendation	
		FTE Pos.	Salaries	FTE Pos.	Salaries	FTE Pos.	Salaries
18675-Recording Operations							
8897-Indexing Quality Assurance Specialist - County Clerk	13	2.0	117,599	3.0	148,231	3.0	148,231
8898-Indexing Quality Assurance Supervisor - County Clerk	18	1.0	62,313	-	-	-	-
		3.0	\$179,912	3.0	\$148,231	3.0	\$148,231
35595-Tax Extension & GIS Maps							
8900-Jr. GIS Analyst	14	2.0	126,452	2.0	78,736	2.0	78,736
		2.0	\$126,452	2.0	\$78,736	2.0	\$78,736
Total Salaries and Positions		5.0	\$306,363	5.0	\$226,968	5.0	\$226,968
Operating Fund Totals		5.0	\$306,363	5.0	\$226,968	5.0	\$226,968

PERSONAL SERVICES - SUMMARY OF POSITIONS BY GRADE

Salary Grade	2021 Approved & Adopted		2022 Department Request		2022 President's Recommendation	
	FTE Pos.	Salaries	FTE Pos.	Salaries	FTE Pos.	Salaries
13	2.0	117,599	3.0	148,231	3.0	148,231
14	2.0	126,452	2.0	78,736	2.0	78,736
18	1.0	62,313	-	-	-	-
Total Salaries and Positions	5.0	\$306,363	5.0	\$226,968	5.0	\$226,968
Operating Funds Total	5.0	\$306,363	5.0	\$226,968	5.0	\$226,968

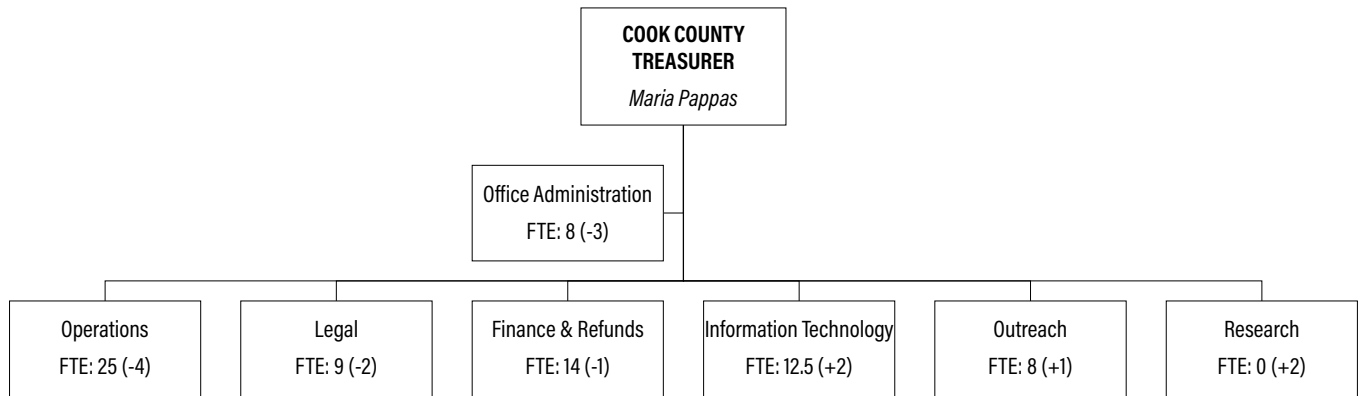
DISTRIBUTION BY APPROPRIATION CLASSIFICATION

Account	2021 Approved & Adopted	Department Request	President's Recommendation	Difference
Supplies & Materials				
530600-Office Supplies	0	10,000	10,000	10,000
Supplies & Materials Total	0	10,000	10,000	10,000
Contingencies & Special Purpose				
580050-Cook County Administration	0	11,467	11,467	11,467
Contingencies & Special Purpose Total	0	11,467	11,467	11,467
Operating Funds Total	0	21,467	21,467	21,467

DISTRIBUTION BY APPROPRIATION CLASSIFICATION

Account	2021 Approved & Adopted	Department Request	President's Recommendation	Difference
Capital Equipment and Improvements				
560220-Computer and Data Processing Supplies	-	8,823,854	8,823,854	8,823,854
Capital Equipment and Improvements Total	-	8,823,854	8,823,854	8,823,854
Operating Funds Total	0	8,823,854	8,823,854	8,823,854





BUREAU

BUREAU SUMMARY OF APPROPRIATIONS AND POSITIONS
BUREAU DISTRIBUTION BY APPROPRIATION CLASSIFICATION

DEPARTMENTS

DEPARTMENT OVERVIEW
DEPARTMENT BUDGET
DISTRIBUTION BY APPROPRIATION CLASSIFICATION
PERSONAL SERVICES, SUMMARY OF POSITIONS
SUMMARY OF POSITIONS BY GRADE

COUNTY TREASURER

1060 COUNTY TREASURER
1060 COUNTY TREASURER - TAX SALES AUTOMATION FUND

J-2
J-7

SUMMARY OF APPROPRIATIONS

Department and Title	2021 Approved & Adopted	Department Request	President's Recommendation	Difference
Corporate Fund				
1060-County Treasurer	769,732	751,431	751,431	(18,300)
Corporate Fund Total	\$769,732	\$751,431	\$751,431	\$(18,300)
General Funds Total	\$769,732	\$751,431	\$751,431	\$(18,300)
Special Purpose Funds				
11854-County Treasurer Tax Sales Automation	11,987,500	11,951,584	11,951,584	(35,916)
Special Purpose Funds Total	\$11,987,500	\$11,951,584	\$11,951,584	\$(35,916)
Total Appropriations	\$12,757,232	\$12,703,016	\$12,703,016	\$(54,216)

SUMMARY OF POSITIONS

Department and Title	2021 Approved Positions	2022 Department Request	2022 President's Recommendation	Difference
Corporate Fund				
1060-County Treasurer	7.0	7.0	7.0	-
Corporate Fund Total	7.0	7.0	7.0	-
General Funds Total	7.0	7.0	7.0	-
Special Purpose Funds				
11854-County Treasurer Tax Sales Automation	70.5	65.5	65.5	(5.0)
Special Purpose Funds Total	70.5	65.5	65.5	(5.0)
Special Revenue Fund Total	70.5	65.5	65.5	(5.0)
Total Positions	77.5	72.5	72.5	(5.0)

MISSION

The County Treasurer’s Office (CCTO) is responsible for collecting, safeguarding, investing and distributing property tax funds.

MANDATES

The CCTO is mandated to print and mail property tax bills, collect upwards of \$14 billion each year in taxes from owners of more than 1.8 million parcels of property, and distribute those tax funds to approximately 2,200 local government agencies.

**OPERATIONAL HIGHLIGHTS:
2021 INITIATIVES AND OUTCOMES**

The Treasurer’s Office provides taxpayers with the most convenient options to pay their taxes and view their tax information.

We continue to increase tax payment options to make it easier for taxpayers to pay tax bills. This has resulted in increased usage of online payments, branch payments, and Community Bank Payments.

We have worked with other County Agencies to create the a web portal (<http://www.cookcountypropertyinfo.com/>) that provides tax information from other Tax offices under one website. The portal continues to see an increase in visits and is very useful to taxpayers as they see property tax information from the Assessor and the Clerk.

**OPERATIONAL OPPORTUNITIES:
2022 INITIATIVES AND GOALS**

TIMELY MAILING OF TAX BILLS

The Treasurer’s Office is required to mail taxpayers a 1st and 2nd installment taxbill in a timely manner. In order to meet this obligation, we have a goal of competing the printing, folding and inserting of property tax bills in envelopes all within 10 days per installment.

COLLECTION OF PROPERTY TAX PAYMENTS

In Cook County, the County Treasurer oversees the second-largest property tax collection and distribution system in the United States which accounts for the collection of \$15 billion each year in taxes from the owners of more than 1.8 million parcels of property.

DISTRIBUTION OF PROPERTY TAXES

The Treasurer’s Office is responsible for the distribution of the tax funds to approximately 2,200 local government agencies that have the jurisdiction to collect taxes. The agencies include school districts, villages, cities, townships, park and forest preserve systems, libraries, public health and safety agencies, election authorities, economic-development agencies and bonds to pay for public-works projects.

Performance Metric Name	2019 Actual	2020 Actual	2021 Target	2021 Projection	2022 Target
Number of online payments	822,752	823,416	750,000	750,000	750,000
Average time to resolve a general Help Desk request (min)	5	13	15	13	15
Percentage of IT Projects completed within estimated deadline	99%	100%	100%	100%	100%
Number of days for printing, folding, & inserting Property Tax bills	8	9	14	9	10
Tax Payer Satisfaction - Excellent Service rating percentage	96%	98%	96%	96%	96%

BUDGET HIGHLIGHTS

- FY2022 will be the 21st consecutive year that the CCTO has reduced its operating budget
- Technological improvements allow this office to reduce costs, headcount and improve services
- The CCTO is committed to implementing improvements that will further reduce costs and increase services
- The CCTO collects \$15 billion each year in taxes from owners of more than 1.8 million parcels of property

Fund Category	Appropriations (\$ thousands)			
	2019 Adopted	2020 Adopted	2021 Adopted	2022 Recommended
Corporate Fund	867	845	770	751
Special Purpose Funds	11,846	12,441	11,988	11,952
Total Funds	12,713	13,286	12,757	12,703
Expenditures by Type				
Personnel	9,580	9,709	9,076	9,031
Non Personnel	3,133	3,577	3,682	3,672
Total Funds	12,713	13,286	12,757	12,703
FTE Positions	86.5	86.5	77.5	72.5

	Program Description	2021		2022	
		FTE Pos.	Adopted	FTE Pos.	Appropriation
13945-Finance	Manages departmental financial operations and activities.	17.0	1,869,996	13.0	1,384,450
10155-Administration	Supervises departmental operations and manages administrative functions.	5.5	4,219,962	8.5	4,658,170
15050-Information Technology	Provides information technology services to assist and support departmental operations.	11.0	1,534,326	11.0	1,672,347
15530-Legal	Manages legal tasks and responsibilities.	11.0	1,118,607	9.0	900,822
16995-Operations	Oversees operations such as the call center, customer service, tax bill collections, lockbox, mailroom, vault, tax bill printing and mailing, and delinquent bill notice printing and mailing.	23.0	2,399,898	18.0	1,970,532
17080-Outreach	Conducts outreach events to provide department services to the public.	10.0	1,209,513	11.0	1,396,724
35485-Research	Responds to data analysis requests and provides program evaluation, predictive analytics and statistical modeling.	0.0	0	2.0	315,040
21120-New/Replacement Capital Equipment	Funds appropriated for the procurement of capital equipment and services.	0.0	404,930	0.0	404,930
Total		77.5	12,757,232	72.5	12,703,016

DISTRIBUTION BY APPROPRIATION CLASSIFICATION

Account	2021 Approved & Adopted	Department Request	President's Recommendation	Difference
Personal Services				
501005-Salaries and Wages of Employees With Benefits	545,674	520,257	520,257	(25,417)
501165-Planned Salary Adjustment	-	4,498	4,498	4,498
501510-Mandatory Medicare Cost	8,164	7,777	7,777	(387)
501585-Insurance Benefits	141,054	141,052	141,052	(2)
501765-Professional Develop/Fees	3,669	3,772	3,772	103
Personal Services Total	698,561	677,356	677,356	(21,204)
Contractual Service				
520029-Armored Car Service	36,284	37,397	37,397	1,113
520485-Graphics and Reproduction Services	10,081	10,283	10,283	202
520725-Loss and Valuation	11,335	11,442	11,442	107
Contractual Service Total	57,700	59,122	59,122	1,422
Supplies & Materials				
530635-Books, Periodicals and Publish	3,375	3,444	3,444	69
530700-Multimedia Supplies	212	216	216	4
Supplies & Materials Total	3,587	3,660	3,660	73
Operations & Maintenance				
540129-Maintenance and Subscription Services	9,884	2,653	2,653	(7,231)
Operations & Maintenance Total	9,884	2,653	2,653	(7,231)
Rental & Leasing				
550129-Facility and Office Space Rental	-	8,640	8,640	8,640
Rental & Leasing Total	-	8,640	8,640	8,640
Operating Funds Total	769,732	751,431	751,431	(18,300)

PERSONAL SERVICES - SUMMARY OF POSITIONS BY PROGRAM AND JOB CODE

Job Code/Title	Grade	2021 Approved & Adopted		2022 Department Request		2022 President's Recommendation	
		FTE Pos.	Salaries	FTE Pos.	Salaries	FTE Pos.	Salaries
13945-Finance							
0145-Accountant V	19	1.0	78,219	1.0	79,797	1.0	79,797
4892-Taxpayer Advocate Analyst II	16	1.0	72,555	1.0	72,555	1.0	72,555
6004-Accounting Analyst	20	1.0	79,399	1.0	76,806	1.0	76,806
		3.0	\$230,173	3.0	\$229,157	3.0	\$229,157
10155-Administration							
0008-County Treasurer	S	1.0	105,000	1.0	105,000	1.0	105,000
		1.0	\$105,000	1.0	\$105,000	1.0	\$105,000
15530-Legal							
7845-Executive Assistant - Treasurer	21	1.0	103,133	1.0	102,910	1.0	102,910
		1.0	\$103,133	1.0	\$102,910	1.0	\$102,910
16995-Operations							
0153-Property Tax Accountant III	17	1.0	48,780	1.0	48,782	1.0	48,782
4803-File Manager II	15	1.0	75,926	1.0	50,498	1.0	50,498
		2.0	\$124,706	2.0	\$99,280	2.0	\$99,280
Total Salaries and Positions		7.0	\$563,012	7.0	\$536,348	7.0	\$536,348
Turnover Adjustment		-	(17,338)	-	(16,090)	-	(16,090)
Operating Fund Totals		7.0	\$545,674	7.0	\$520,257	7.0	\$520,257

PERSONAL SERVICES - SUMMARY OF POSITIONS BY GRADE

Salary Grade	2021 Approved & Adopted		2022 Department Request		2022 President's Recommendation	
	FTE Pos.	Salaries	FTE Pos.	Salaries	FTE Pos.	Salaries
15	1.0	75,926	1.0	50,498	1.0	50,498
16	1.0	72,555	1.0	72,555	1.0	72,555
17	1.0	48,780	1.0	48,782	1.0	48,782
19	1.0	78,219	1.0	79,797	1.0	79,797
20	1.0	79,399	1.0	76,806	1.0	76,806
21	1.0	103,133	1.0	102,910	1.0	102,910
S	1.0	105,000	1.0	105,000	1.0	105,000
Total Salaries and Positions	7.0	\$563,012	7.0	\$536,348	7.0	\$536,348
Turnover Adjustment	-	\$(17,338)	-	\$(16,090)	-	\$(16,090)
Operating Funds Total	7.0	\$545,674	7.0	\$520,257	7.0	\$520,257

DISTRIBUTION BY APPROPRIATION CLASSIFICATION

Account	2021 Approved & Adopted	Department Request	President's Recommendation	Difference
Personal Services				
501005-Salaries and Wages of Employees With Benefits	6,661,952	6,623,172	6,623,172	(38,780)
501165-Planned Salary Adjustment	17,400	7,900	7,900	(9,500)
501210-Planned Overtime Compensation	10,000	10,000	10,000	0
501225-Planned Benefit Adjustment	608,546	655,776	655,776	47,230
501510-Mandatory Medicare Cost	99,545	97,189	97,189	(2,356)
501585-Insurance Benefits	949,407	929,118	929,118	(20,289)
501765-Professional Develop/Fees	30,186	30,186	30,186	0
Personal Services Total	8,377,036	8,353,341	8,353,341	(23,695)
Contractual Service				
520149-Communication Services	18,093	16,770	16,770	(1,323)
520485-Graphics and Reproduction Services	836,867	836,867	836,867	0
520609-Advertising and Promotions	104,330	104,330	104,330	0
520825-Professional Services	738,600	738,600	738,600	0
521005-Professional Legal Expenses	15,000	15,000	15,000	0
Contractual Service Total	1,712,890	1,711,567	1,711,567	(1,323)
Supplies & Materials				
530100-Wearing Apparel	6,000	6,000	6,000	0
530170-Institutional Supplies	5,200	5,200	5,200	0
530600-Office Supplies	96,145	96,145	96,145	0
530635-Books, Periodicals and Publish	9,252	8,689	8,689	(563)
531645-Computer and Data Processing Supplies	188,252	188,252	188,252	0
Supplies & Materials Total	304,849	304,286	304,286	(563)
Operations & Maintenance				
540129-Maintenance and Subscription Services	787,071	776,735	776,735	(10,336)
540345-Property Maintenance and Operations	40,000	40,000	40,000	0
Operations & Maintenance Total	827,071	816,735	816,735	(10,336)
Rental & Leasing				
550005-Office and Data Processing Equip Rental	61,326	61,326	61,326	0
550029-Countywide Office and Data Processing Equip Rental	28,723	28,723	28,723	0
Rental & Leasing Total	90,049	90,049	90,049	0
Capital Equipment and Improvements				
560220-Computer and Data Processing Supplies	404,930	404,930	404,930	0
Capital Equipment and Improvements Total	404,930	404,930	404,930	0
Contingencies & Special Purpose				
580050-Cook County Administration	260,676	260,676	260,676	0
580235-Public Programs and Events	10,000	10,000	10,000	0
Contingencies & Special Purpose Total	270,676	270,676	270,676	0
Operating Funds Total	11,987,500	11,951,584	11,951,584	(35,916)

PERSONAL SERVICES - SUMMARY OF POSITIONS BY PROGRAM AND JOB CODE

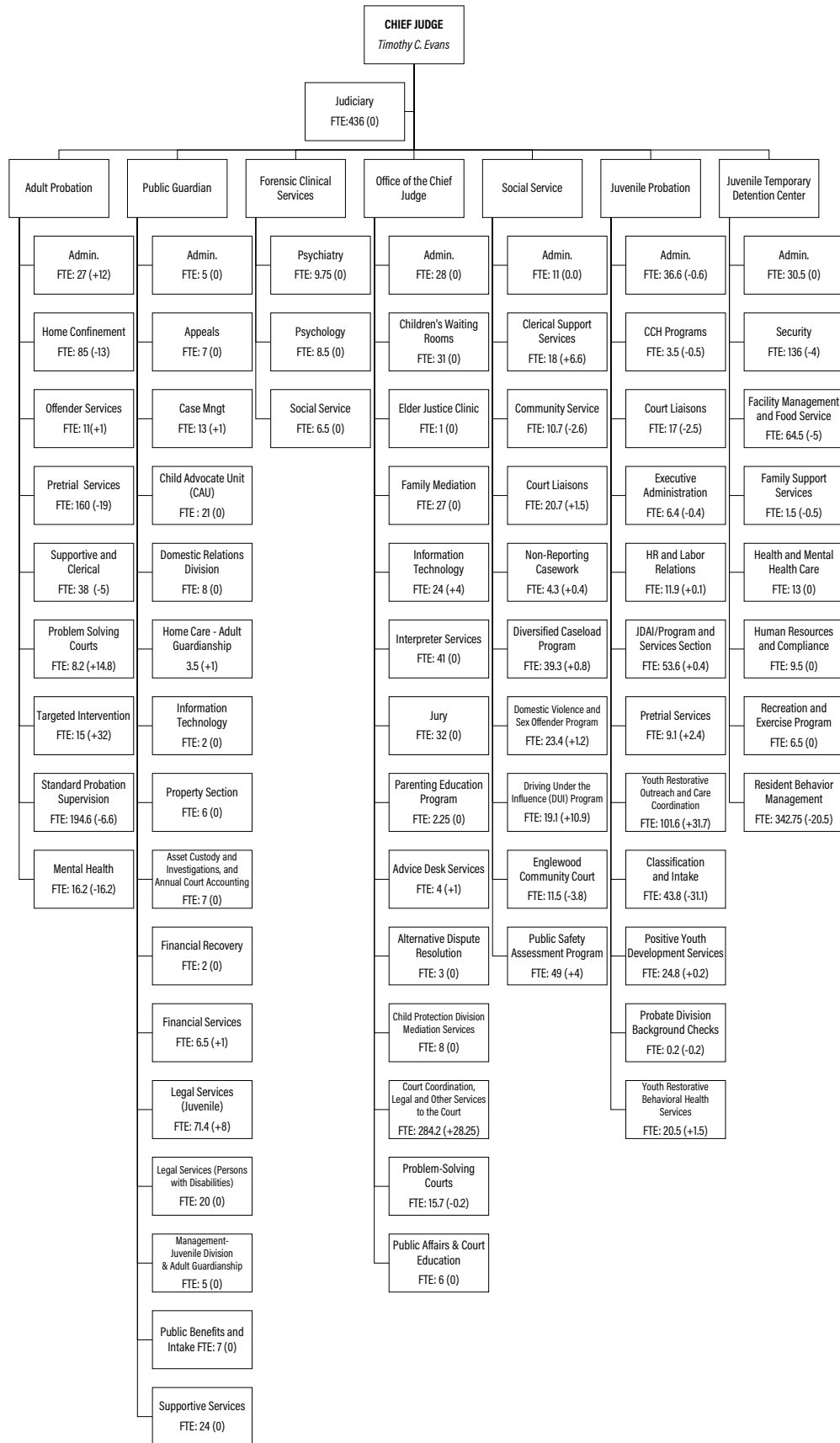
Job Code/Title	Grade	2021 Approved & Adopted		2022 Department Request		2022 President's Recommendation	
		FTE Pos.	Salaries	FTE Pos.	Salaries	FTE Pos.	Salaries
13945-Finance							
0019-Deputy Chief Financial Officer	24	1.0	139,077	-	-	-	-
0048-Administrative Assistant III	16	1.0	46,178	1.0	46,178	1.0	46,178
0113-Dir of Financial Control IV	24	1.0	101,052	1.0	101,052	1.0	101,052
0120-Chief Financial Officer/Comptroller - CCC	24	1.0	165,000	1.0	165,000	1.0	165,000
0143-Accountant III	15	1.0	50,498	1.0	75,055	1.0	75,055
0145-Accountant V	19	3.0	257,012	3.0	260,336	3.0	260,336
0153-Property Tax Accountant III	17	1.0	48,780	-	-	-	-
0251-Business Manager I	18	1.0	91,625	1.0	57,223	1.0	57,223
0370-Tax Examiner V	15	1.0	56,826	1.0	57,972	1.0	57,972
0716-Personnel Analyst IV	19	1.0	81,105	-	-	-	-
6331-Technology Information Officer	24	1.0	151,956	-	-	-	-
7674-Manager of Vault Operations	21	1.0	83,400	1.0	82,638	1.0	82,638
		14.0	\$1,272,510	10.0	\$845,453	10.0	\$845,453
10155-Administration							
0108-Deputy County Treasurer	24	1.0	188,313	1.0	188,312	1.0	188,312
0295-Administrative Analyst V	23	-	-	1.0	119,122	1.0	119,122
0745-Chief General Counsel	24	1.0	170,129	1.0	150,000	1.0	150,000
1043-Director of Human Resources	24	1.0	126,250	-	-	-	-
1114-Systems Analyst V	23	0.5	39,965	0.5	39,966	0.5	39,966
5210-Special Assistant	24	-	-	1.0	155,000	1.0	155,000
5580-Exec Asst to Director	21	-	-	1.0	98,890	1.0	98,890
6085-Data Integration Analyst	24	-	-	1.0	140,001	1.0	140,001
8809-Deputy Chief of Staff	24	1.0	162,557	1.0	162,557	1.0	162,557
		4.5	\$687,214	7.5	\$1,053,848	7.5	\$1,053,848
15050-Information Technology							
1107-Programmer III	20	1.0	99,503	1.0	62,912	1.0	62,912
1108-Programmer IV	22	-	1	-	-	-	-
1113-Systems Analyst IV	21	1.0	105,980	1.0	108,117	1.0	108,117
1114-Systems Analyst V	23	1.0	112,130	1.0	114,392	1.0	114,392
1133-Chief Information Officer	24	1.0	170,112	1.0	165,000	1.0	165,000
1134-Mgr Comp Soft Prg	24	1.0	128,975	1.0	128,974	1.0	128,974
5150-Sr Network Administrator III	21	-	-	1.0	91,304	1.0	91,304
5344-Project Manager V	23	1.0	129,018	1.0	129,018	1.0	129,018
5370-Network Information Officer	24	1.0	125,856	-	-	-	-
6056-SQL DBA Database Administ	23	-	1	1.0	119,122	1.0	119,122
6085-Data Integration Analyst	24	2.0	270,105	2.0	270,105	2.0	270,105
6089-Jr Sys Network Administrator	18	1.0	91,052	-	-	-	-
7388-Sr IT Systems Net Engineer	23	1.0	116,064	1.0	118,404	1.0	118,404
		11.0	\$1,348,797	11.0	\$1,307,346	11.0	\$1,307,346
15530-Legal							
0143-Accountant III	15	1.0	55,087	1.0	57,817	1.0	57,817
0145-Accountant V	19	1.0	81,912	1.0	83,565	1.0	83,565
0153-Property Tax Accountant III	17	1.0	48,780	1.0	48,782	1.0	48,782
0292-Administrative Analyst II	19	1.0	75,733	1.0	75,538	1.0	75,538
0370-Tax Examiner V	15	1.0	54,692	1.0	64,259	1.0	64,259
0558-Law Clerk III Attorney	18	2.0	149,639	1.0	79,404	1.0	79,404
7615-Legal Counsel/FOIA Officer - Treasurer	19	1.0	82,329	1.0	88,108	1.0	88,108
7614-Assistant General Counsel - Treasurer	23	1.0	139,019	-	-	-	-
7616-Property Tax Sale Supervisor	22	1.0	103,480	1.0	105,570	1.0	105,570
		10.0	\$790,670	8.0	\$603,043	8.0	\$603,043

PERSONAL SERVICES - SUMMARY OF POSITIONS BY PROGRAM AND JOB CODE

Job Code/Title	Grade	2021 Approved & Adopted		2022 Department Request		2022 President's Recommendation	
		FTE Pos.	Salaries	FTE Pos.	Salaries	FTE Pos.	Salaries
16995-Operations							
0048-Administrative Assistant III	16	4.0	247,466	1.0	46,178	1.0	46,178
0108-Deputy County Treasurer	24	-	-	1.0	159,635	1.0	159,635
0110-Dir of Financial Control I	20	1.0	83,100	1.0	84,775	1.0	84,775
0143-Accountant III	15	2.0	115,758	-	-	-	-
0153-Property Tax Accountant III	17	1.0	67,786	1.0	69,156	1.0	69,156
0251-Business Manager I	18	1.0	94,440	-	-	-	-
0291-Administrative Analyst I	17	1.0	77,109	1.0	88,423	1.0	88,423
0293-Administrative Analyst III	21	1.0	105,094	1.0	90,544	1.0	90,544
0648-Director of Operations	24	1.0	159,637	-	-	-	-
2412-Janitor II	X09	1.0	37,199	1.0	37,943	1.0	37,943
5482-Operational Supervisor	20	-	-	2.0	187,262	2.0	187,262
5560-Customer Service Representative	16	1.0	54,207	-	-	-	-
5803-Administrative Support VII	19	-	-	1.0	82,482	1.0	82,482
6488-Call Center Operations Analyst	18	2.0	168,879	2.0	165,578	2.0	165,578
6980-Customer Service Manager II	20	1.0	62,912	-	-	-	-
7094-Junior Data Analyst	18	1.0	63,117	1.0	81,139	1.0	81,139
7101-Procurement Liaison	19	1.0	97,369	-	-	-	-
7746-Deputy Director of Operations	23	1.0	79,930	-	-	-	-
7846-Office Services Manager - Treasurer	19	1.0	91,114	1.0	57,223	1.0	57,223
9085-Driver III - Treasurer	16	-	-	1.0	71,148	1.0	71,148
9099-Director of Customer Service	21	-	-	1.0	104,318	1.0	104,318
		21.0	\$1,605,118	16.0	\$1,325,805	16.0	\$1,325,805
17080-Outreach							
0057-Director of Communications	24	-	-	1.0	160,000	1.0	160,000
2167-Community Relations Director II	22	1.0	91,497	1.0	120,318	1.0	120,318
5351-Dep Dir of Pub Rel & Com Rel	24	1.0	152,939	1.0	152,939	1.0	152,939
5574-Project Manager	22	1.0	119,945	1.0	122,361	1.0	122,361
6048-Community Outreach Rep I	18	4.0	249,783	2.0	127,146	2.0	127,146
6461-Community Outreach Worker	18	1.0	82,836	2.0	136,750	2.0	136,750
7681-Dir of Outreach & Media Relations	22	1.0	108,850	1.0	120,318	1.0	120,318
7867-Community Outreach Liaison- Treasurer	17	-	2	-	-	-	-
8810-Dir Community Affairs - Treasurer	24	1.0	155,000	-	-	-	-
9045-Director of Web & Digital Content	24	-	-	1.0	160,000	1.0	160,000
9110-Multimedia Specialist	17	-	-	1.0	66,502	1.0	66,502
		10.0	\$960,850	11.0	\$1,166,333	11.0	\$1,166,333
35485-Research							
5965-Dir of Research Affairs	24	-	-	1.0	160,000	1.0	160,000
9130-Deputy Director of Research Affairs	24	-	-	1.0	160,000	1.0	160,000
		-	-	2.0	\$320,000	2.0	\$320,000
Total Salaries and Positions		70.5	\$6,665,161	65.5	\$6,621,827	65.5	\$6,621,827
Turnover Adjustment		-	(203,208)	-	(198,655)	-	(198,655)
Operating Fund Totals		70.5	\$6,461,952	65.5	\$6,423,172	65.5	\$6,423,172

PERSONAL SERVICES - SUMMARY OF POSITIONS BY GRADE

Salary Grade	2021 Approved & Adopted		2022 Department Request		2022 President's Recommendation	
	FTE Pos.	Salaries	FTE Pos.	Salaries	FTE Pos.	Salaries
15	6.0	332,862	4.0	255,103	4.0	255,103
16	6.0	347,851	3.0	163,504	3.0	163,504
17	4.0	242,457	4.0	272,863	4.0	272,863
18	13.0	991,372	9.0	647,240	9.0	647,240
19	9.0	766,574	8.0	647,252	8.0	647,252
20	3.0	245,514	4.0	334,949	4.0	334,949
21	3.0	294,475	6.0	575,810	6.0	575,810
22	4.0	423,772	4.0	468,566	4.0	468,566
23	5.5	616,127	5.5	640,023	5.5	640,023
24	16.0	2,366,959	17.0	2,578,574	17.0	2,578,574
X09	1.0	37,199	1.0	37,943	1.0	37,943
Total Salaries and Positions	70.5	\$6,665,161	65.5	\$6,621,827	65.5	\$6,621,827
Turnover Adjustment	-	\$(203,208)	-	\$(198,655)	-	\$(198,655)
Operating Funds Total	70.5	\$6,461,952	65.5	\$6,423,172	65.5	\$6,423,172



BUREAU

BUREAU SUMMARY OF APPROPRIATIONS AND POSITIONS
 BUREAU DISTRIBUTION BY APPROPRIATION CLASSIFICATION

DEPARTMENTS

DEPARTMENT OVERVIEW
 DEPARTMENT BUDGET
 DISTRIBUTION BY APPROPRIATION CLASSIFICATION
 PERSONAL SERVICES, SUMMARY OF POSITIONS
 SUMMARY OF POSITIONS BY GRADE

CHIEF JUDGE

1310 OFFICE OF THE CHIEF JUDGE	K-7
1280 ADULT PROBATION DEPARTMENT	K-16
1300 JUDICIARY	K-22
1305 PUBLIC GUARDIAN	K-27
1312 FORENSIC CLINICAL SERVICES	K-34
1313 SOCIAL SERVICE	K-39
1326 JUVENILE PROBATION AND COURT SERVICES	K-45
1440 JUVENILE TEMPORARY DETENTION CENTER	K-51
1310 CIRCUIT COURT - ILLINOIS DISPUTE RESOLUTION FUND	K-58
1310 ADULT PROBATION/PROBATION SERVICE FEE FUND	K-59
1310 SOCIAL SERVICE/PROBATION AND COURT SERVICES FUND	K-60
1310 MORTGAGE FORECLOSURE MEDIATION	K-61
1310 AMERICAN RESCUE PLAN ACT (ARPA) FUND	K-62
1313 AMERICAN RESCUE PLAN ACT (ARPA) FUND	K-65

SUMMARY OF APPROPRIATIONS

Department and Title	2021 Approved & Adopted	Department Request	President's Recommendation	Difference
Public Safety Fund				
1280-Adult Probation Dept.	52,604,180	54,254,880	54,254,880	1,650,700
1300-Judiciary	16,063,460	16,321,148	16,321,148	257,688
1305-Public Guardian	22,040,586	24,112,773	24,112,773	2,072,187
1310-Office of the Chief Judge	46,415,200	50,821,037	48,674,194	2,258,994
1312-Forensic Clinical Services	2,722,599	2,964,778	2,964,778	242,179
1313-Social Service	15,295,447	17,446,848	17,076,971	1,781,524
1326-Juvenile Probation	40,016,497	43,852,757	43,852,757	3,836,260
1440-Juvenile Temporary Detention Center	65,370,177	67,125,660	67,125,660	1,755,483
Public Safety Fund Total	\$260,528,147	\$276,899,882	\$274,383,161	\$13,855,014
General Funds Total	\$260,528,147	\$276,899,882	\$274,383,161	\$13,855,014
Special Purpose Funds				
11285-Mortgage Foreclosure Mediation Program	-	826,450	826,450	826,450
11322-Circuit Court Illinois Dispute Resolution	176,480	160,154	160,154	(16,326)
11326-Adult Probation Service Fee	1,603,113	2,661,160	2,661,160	1,058,047
11328-Social Services Probation Court Fee	2,572,297	1,175,351	1,175,351	(1,396,946)
11286-American Rescue Plan Act (ARPA) Fund	-	-	1,911,701	1,911,701
Special Purpose Funds Total	\$4,351,890	\$4,823,115	\$6,734,816	\$2,382,926
Restricted				
G53576-Grant 2017 OCJ Safety and Justice Challenge	21,548	-	-	(21,548)
G53596-Grant 2019 OCJ Access & Visitation	2,000	-	-	(2,000)
G53683-Grant 2018 OCJ North Suburban Drug Court Enhancement	696,107	-	-	(696,107)
G53696-Grant 2018 Risk, Need, Responsivity Strategy for Recidivism Reduction	344,819	221,232	221,232	(123,587)
G53732-Grant 2020 OCJ Access & Visitation	54,062	-	-	(54,062)
G53733-Grant 2020 OCJ Adult Redeploy	359,786	-	-	(359,786)
G53734-Grant 2020 OCJ DV Partner Abuse	8,678	-	-	(8,678)
G53735-Grant 2020 JTDC National School Lunch	163,838	-	-	(163,838)
G53736-Grant 2020 JTDC School Breakfast	88,973	-	-	(88,973)
G53737-Grant 2020 JTDC IL Lunch and Breakfast	3,239	-	-	(3,239)
G53755-Grant 2020 OCJ Drug and Mental Health Court Services Enhancement	302,467	-	-	(302,467)
G53803-Grant 2019 OCJ SAMHSA Suburb Drug	276,060	-	-	(276,060)
G53805-Grant 2020 OCJ RAP Expansion	217,918	-	-	(217,918)
G53849-Grant 2020 OCJ Safety Justice Challenge	1,847,391	1,214,160	1,214,160	(633,231)
G53881-Grant 2020 OCJ W/RAP Substance Abuse Treatment Capacity Expansion	272,217	-	-	(272,217)
G53882-Grant 2021 OCJ Adult Redeply Illinois ACT	677,137	369,196	369,196	(307,941)
G53883-Grant 2021 OCJ Adult Redeply Illinois RAP	371,432	256,438	256,438	(114,994)
G53884-Grant 2021 OCJ Adult Redeply Illinois RRP	219,730	133,413	133,413	(86,317)
G53885-Grant 2021 OCJ Access and Visitation	99,601	62,200	62,200	(37,401)
G53886-Grant 2021 OCJ Partner Abuse Intervention	40,000	21,875	21,875	(18,125)
G53887-Grant 2021 OCJ SAMHSA Drug and Mental Health Court	399,847	354,680	354,680	(45,167)
G53888-Grant 2021 OCJ SAMHSA WRAP Court	397,737	346,202	346,202	(51,535)
G53889-Grant 2021 JTDC National School Lunch	285,072	175,000	175,000	(110,072)
G53890-Grant 2021 JTDC School Breakfast	151,938	15,000	15,000	(136,938)
G53891-Grant 2021 JTDC Lunch and Breakfast	5,558	100,000	100,000	94,442
G53893-Grant 2020 OCJ Adult Redeply Illinois RRP	123,571	-	-	(123,571)
G54002-Grant 2020 JTDC 2020 PREA TIPS	47,563	47,562	47,562	(1)
G54004-Grant 2020 OCJ Cook County Justice for Family Project	650,000	-	-	(650,000)
G54008-Grant 2020 OCJ Veteran Treatment Court Mentor Program	499,989	436,768	436,768	(63,221)
G54057-Grant 2022 OCJ Adult Redeply Illinois ACT	-	600,252	600,252	600,252

SUMMARY OF APPROPRIATIONS

Department and Title	2021 Approved & Adopted	Department Request	President's Recommendation	Difference
G54058-Grant 2022 OCJ Adult Redeploy Illinois RAP	-	365,464	365,464	365,464
G54059-Grant 2022 OCJ Adult Redeploy Illinois RRP	-	212,186	212,186	212,186
G54060-Grant 2022 OCJ Access and Visitation	-	106,643	106,643	106,643
G54061-Grant 2022 OCJ Partner Abuse Intervention Program	-	40,000	40,000	40,000
G54062-Grant 2022 OCJ Drug and Mental Health	-	399,816	399,816	399,816
G54063-Grant 2021 OCJ North Suburban Drug Court	-	399,904	399,904	399,904
G54064-Grant 2022 OCJ SAMHSA WRAP Court	-	414,560	414,560	414,560
G54067-Grant 2022 JTDC Lunch and Breakfast	-	20,000	20,000	20,000
G54068-Grant 2022 JTDC School Breakfast	-	160,000	160,000	160,000
G54069-Grant 2022 JTDC National School Lunch	-	275,000	275,000	275,000
G54200-Grant 2021 JDP JJYSP	-	50,328	50,328	50,328
Restricted Total	\$8,628,278	\$6,797,879	\$6,797,879	\$(1,830,399)
Total Appropriations	\$273,508,315	\$288,520,876	\$287,915,856	\$14,407,541

SUMMARY OF POSITIONS

Department and Title	2021 Approved Positions	2022 Department Request	2022 President's Recommendation	Difference
Public Safety Fund				
1280-Adult Probation Dept.	554.0	554.0	554.0	-
1300-Judiciary	437.0	437.0	437.0	-
1305-Public Guardian	208.4	219.4	219.4	11.0
1310-Office of the Chief Judge	484.6	515.7	492.7	8.1
1312-Forensic Clinical Services	24.8	24.8	24.8	-
1313-Social Service	207.0	226.0	220.0	13.0
1326-Juvenile Probation	329.0	329.0	329.0	-
1440-Juvenile Temporary Detention Center	604.3	574.3	574.3	(30.0)
Public Safety Fund Total	2,849.0	2,880.1	2,851.1	2.1
General Funds Total	2,849.0	2,880.1	2,851.1	2.1
Special Purpose Funds				
11286-American Rescue Plan Act (ARPA) Fund	-	-	29.0	29.0
Special Purpose Funds Total	-	-	29.0	29.0
Special Revenue Fund Total	-	-	29.0	29.0
Restricted				
G53576-Grant 2017 OCJ Safety and Justice Challenge	0.2	-	-	(0.2)
G53683-Grant 2018 OCJ North Suburban Drug Court Enhancement	0.8	-	-	(0.8)
G53696-Grant 2018 Risk, Need, Responsivity Strategy for Recidivism Reduction	1.0	1.0	1.0	-
G53732-Grant 2020 OCJ Access & Visitation	0.6	-	-	(0.6)
G53733-Grant 2020 OCJ Adult Redeploy	2.6	-	-	(2.6)
G53755-Grant 2020 OCJ Drug and Mental Health Court Services Enhancement	0.5	-	-	(0.5)
G53803-Grant 2019 OCJ SAMHSA Suburb Drug	0.4	-	-	(0.4)
G53805-Grant 2020 OCJ RAP Expansion	1.2	-	-	(1.2)
G53849-Grant 2020 OCJ Safety Justice Challenge	7.6	10.0	10.0	2.4
G53881-Grant 2020 OCJ W/RAP Substance Abuse Treatment Capacity Expansion	0.7	-	-	(0.7)
G53882-Grant 2021 OCJ Adult Redeply Illinois ACT	1.9	2.6	2.6	0.7
G53883-Grant 2021 OCJ Adult Redeply Illinois RAP	0.8	1.2	1.2	0.3
G53884-Grant 2021 OCJ Adult Redeply Illinois RRP	0.8	1.2	1.2	0.3
G53885-Grant 2021 OCJ Access and Visitation	0.4	0.6	0.6	0.2
G53887-Grant 2021 OCJ SAMHSA Drug and Mental Health Court	0.5	0.5	0.5	-
G53888-Grant 2021 OCJ SAMHSA WRAP Court	0.3	0.7	0.7	0.3
G53893-Grant 2020 OCJ Adult Redeploy Illinois RRP	1.2	-	-	(1.2)
G54008-Grant 2020 OCJ Veteran Treatment Court Mentor Program	2.0	2.0	2.0	-
G54057-Grant 2022 OCJ Adult Redeploy Illinois ACT	-	1.9	1.9	1.9
G54058-Grant 2022 OCJ Adult Redeploy Illinois RAP	-	0.8	0.8	0.8
G54059-Grant 2022 OCJ Adult Redeploy Illinois RRP	-	0.8	0.8	0.8
G54060-Grant 2022 OCJ Access and Visitation	-	0.4	0.4	0.4
G54062-Grant 2022 OCJ Drug and Mental Health	-	0.5	0.5	0.5
G54063-Grant 2021 OCJ North Suburban Drug Court	-	1.0	1.0	1.0
G54064-Grant 2022 OCJ SAMHSA WRAP Court	-	0.3	0.3	0.3
G54200-Grant 2021 JDP JJYSP	-	1.0	1.0	1.0
Restricted Total	23.5	26.5	26.5	3.0
Total Positions	2,872.6	2,906.6	2,906.6	34.0

DISTRIBUTION BY APPROPRIATION CLASSIFICATION

Account	2021 Approved & Adopted	Department Request	President's Recommendation	Difference
Personal Services				
501005-Salaries and Wages of Employees With Benefits	167,347,219	171,463,948	170,310,906	2,963,687
501165-Planned Salary Adjustment	(1,317,375)	1,388,823	41,864	1,359,239
501210-Planned Overtime Compensation	6,664,800	6,757,000	6,757,000	92,200
501295-Salaries and Wages of Per Diem Employees	1,481,340	1,258,531	1,258,531	(222,810)
501510-Mandatory Medicare Cost	2,614,198	2,629,138	2,612,419	(1,779)
501540-Worker's Compensation	6,503,483	8,264,251	8,264,251	1,760,768
501585-Insurance Benefits	39,115,706	38,632,998	38,632,998	(482,708)
501765-Professional Develop/Fees	812,267	897,651	897,651	85,384
501835-Transportation and Travel Expenses	451,382	595,496	595,496	144,114
Personal Services Total	223,673,020	231,887,836	229,371,115	5,698,095
Contractual Service				
520029-Armored Car Service	3,591	4,000	4,000	409
520049-Scavenger and Hazardous Materail Services	53,350	60,000	60,000	6,650
520149-Communication Services	762,056	776,715	776,715	14,659
520209-Food Services	457,500	761,137	761,137	303,637
520259-Postage	341,140	581,100	581,100	239,960
520279-Shipping and Freight Services	34,220	36,120	36,120	1,900
520469-Services For Minor/Indigent	2,141,677	2,916,852	2,916,852	775,175
520485-Graphics and Reproduction Services	139,533	134,508	134,508	(5,025)
520609-Advertising and Promotions	2,000	2,000	2,000	0
520725-Loss and Valuation	5,000	5,000	5,000	0
520825-Professional Services	2,939,656	5,382,222	5,382,222	2,442,566
521005-Professional Legal Expenses	2,090,000	3,205,000	3,205,000	1,115,000
521200-Laboratory Testing and Analysis	314,260	425,130	425,130	110,870
521300-Special or Coop Programs	4,190,034	6,580,947	6,580,947	2,390,913
521530-Non-Capitalizable Project Service Costs	307,507	-	-	(307,507)
Contractual Service Total	13,781,525	20,870,731	20,870,731	7,089,206
Supplies & Materials				
530005-Food Supplies	1,808,920	1,900,000	1,900,000	91,080
530100-Wearing Apparel	163,490	159,350	159,350	(4,140)
530170-Institutional Supplies	702,302	447,075	447,075	(255,227)
530600-Office Supplies	531,590	689,365	689,365	157,775
530635-Books, Periodicals and Publish	635,417	787,053	787,053	151,636
530700-Multimedia Supplies	206,740	205,192	205,192	(1,548)
530785-Medical, Dental and Laboratory Supplies	1,000	1,000	1,000	0
531645-Computer and Data Processing Supplies	353,820	353,820	353,820	0
Supplies & Materials Total	4,403,279	4,542,855	4,542,855	139,576
Operations & Maintenance				
540129-Maintenance and Subscription Services	7,114,089	8,496,638	8,496,638	1,382,549
540165-Countywide - Maintenance, Repair Office	98,000	-	-	(98,000)
540245-Automotive Operations and Maintenance	152,600	154,655	154,655	2,055
540345-Property Maintenance and Operations	12,180,931	12,550,272	12,550,272	369,341
Operations & Maintenance Total	19,545,620	21,201,565	21,201,565	1,655,945
Rental & Leasing				
550005-Office and Data Processing Equip Rental	278,308	52,351	52,351	(225,957)
550029-Countywide Office and Data Processing Equip Rental	290,703	292,528	292,528	1,825
550059-Automotive Equipment Rental	500	500	500	0
550129-Facility and Office Space Rental	173,000	182,240	182,240	9,240
Rental & Leasing Total	742,511	527,619	527,619	(214,892)

DISTRIBUTION BY APPROPRIATION CLASSIFICATION

Account	2021 Approved & Adopted	Department Request	President's Recommendation	Difference
Contingencies & Special Purpose				
580031-Reimbursement Designated Fund	40,000	43,000	43,000	3,000
580060-Fees of Counsel For Indigent	3,500,000	3,360,000	3,360,000	(140,000)
580379-Appropriation Adjustments	(2,249,900)	(3,293,200)	(3,293,200)	(1,043,300)
580419-Appropriation Transfer	(2,907,908)	(2,240,524)	(2,240,524)	667,384
Contingencies & Special Purpose Total	(1,617,808)	(2,130,724)	(2,130,724)	(512,916)
Operating Funds Total	260,528,147	276,899,882	274,383,161	13,855,014

DISTRIBUTION BY APPROPRIATION CLASSIFICATION (Special Purpose Funds)

Account	2021 Approved & Adopted	Department Request	President's Recommendation	Difference
Personal Services				
501005-Salaries and Wages of Employees With Benefits	-	-	1,153,042	1,153,042
501225-Planned Benefit Adjustment	-	-	150,933	150,933
501510-Mandatory Medicare Cost	-	-	16,719	16,719
501540-Worker's Compensation	-	-	17,296	17,296
501585-Insurance Benefits	-	-	573,711	573,711
501765-Professional Develop/Fees	16,000	37,475	37,475	21,475
501835-Transportation and Travel Expenses	5,000	8,000	8,000	3,000
Personal Services Total	21,000	45,475	1,957,176	1,936,176
Contractual Service				
520029-Armored Car Service	3,300	3,000	3,000	(300)
520259-Postage	48,000	50,000	50,000	2,000
520279-Shipping and Freight Services	85	100	100	15
520469-Services For Minor/Indigent	30,000	30,000	30,000	0
520485-Graphics and Reproduction Services	30,000	30,000	30,000	0
520725-Loss and Valuation	500	550	550	50
520825-Professional Services	1,140,000	1,946,450	1,946,450	806,450
521005-Professional Legal Expenses	259,055	500,000	500,000	240,945
Contractual Service Total	1,510,940	2,560,100	2,560,100	1,049,160
Supplies & Materials				
530600-Office Supplies	70,000	94,225	94,225	24,225
530635-Books, Periodicals and Publish	12,000	11,200	11,200	(800)
530700-Multimedia Supplies	48,000	60,000	60,000	12,000
Supplies & Materials Total	130,000	165,425	165,425	35,425
Operations & Maintenance				
540129-Maintenance and Subscription Services	2,300	2,500	2,500	200
540245-Automotive Operations and Maintenance	5,100	5,100	5,100	0
Operations & Maintenance Total	7,400	7,600	7,600	200
Rental & Leasing				
550005-Office and Data Processing Equip Rental	21,000	21,000	21,000	0
Rental & Leasing Total	21,000	21,000	21,000	0
Contingencies & Special Purpose				
580031-Reimbursement Designated Fund	2,624,622	1,790,524	1,790,524	(834,098)
580050-Cook County Administration	36,928	70,991	70,991	34,063
580299-General and Contingent NOC	-	162,000	162,000	162,000
Contingencies & Special Purpose Total	2,661,550	2,023,515	2,023,515	(638,035)
Operating Funds Total	4,351,890	4,823,115	6,734,816	2,382,926

MISSION

The Office of the Chief Judge is the administrative office serving the Circuit Court of Cook County. The office supervises non-judicial employees who provide wide-ranging services, including judicial support, probation, guardianship, juvenile detention, clinical, and other support.

MANDATES

Chief Judge Timothy C. Evans has general administrative authority over the Circuit Court of Cook County including coordination and supervision of administrative functions. The Office of the Chief Judge provides support and services to the judiciary, litigants and the public. The OCJ also supervises other non-judicial departments of the court.

OPERATIONAL HIGHLIGHTS: 2021 INITIATIVES AND OUTCOMES

The COVID-19 pandemic created an economic situation in Cook County that is ripe for a large number of evictions and consumer debt collection actions once the stay is lifted. Throughout 2020 and 2021, the court collaborated with various stakeholders to establish the Early Resolution Program (ERP) and re-launch the Mortgage Foreclosure Mediation Program (MFMP).

The ERP program provides both pre-court and in-court services for parties involved in residential eviction cases, consumer debt cases, and tax deed sales. ERP services are available for both landlords and tenants on claims of non-payment of rent and are currently provided remotely. The MFMP provides housing counseling, community outreach and legal aid and mediation services and steps to re-launch the MFMP are underway.

The Restorative Justice Community Courts program was established late in 2017 to address the needs of emerging adults, ages 18-26, charged with certain non-violent misdemeanors and low-level felonies. The courts use a restorative justice approach to repair harm, providing targeted intervention services to these young adults and restoring the communities where their crimes are committed. There are currently four Restorative Justice Community Courts, three established in targeted communities throughout Chicago: North Lawndale, Englewood, and Avondale. The fourth court, which opened in January 2021, addresses specific drug charges city-wide.

OPERATIONAL OPPORTUNITIES: 2022 INITIATIVES AND GOALS

The pandemic has introduced severe challenges to court operations and the office has deployed its resources to assist in a transition to restructured court operations. These efforts will continue to dominate the coming months into next year. Other initiatives will include expansion of services at community courts, implementation of the renewed foreclosure, consumer debt mediation effort, planning for new DUI case evaluations and monitoring for DUI defendants, examination of policy and practice at the detention center, and implementation of trauma-informed mental health services at Juvenile Court.

Performance Metric Name	2019 Actual	2020 Actual	2021 Target	2021 Projection	2022 Target
Number of petit and grand jurors appearing for service	89,674	22,731	90,000	15,000	90,000
Juror utilization in Chicago facilities	59%	63%	65%	65%	70%
Number of litigants appearing for assistance at the court <i>zoom</i> rooms and the Daley Center <i>zoom</i> help desk for remote court access	0	12,294	25,000	56,000	60,000
Number of cases referred to voluntary, alternative dispute resolution mediation sessions conducted by CCR, county fiscal year	1,770	1,050	1,500	1,600	1,800
Cost per case referred to mediation (SPF fee disbursements only)	\$99	\$123	\$100	\$84	\$156

BUDGET HIGHLIGHTS

- The court’s requested budget includes the addition of new staff positions to coordinate remote operations, the restoration of budget accounts for jury operations to pre-pandemic levels, new support costs for community court participants, increases in county allocated costs and adjustments to turnover factors.

Fund Category	Appropriations (\$ thousands)			
	2019 Adopted	2020 Adopted	2021 Adopted	2022 Recommended
Public Safety Fund	44,133	48,552	46,415	48,674
Special Purpose Funds	9,444	5,333	4,352	6,196
Grants	5,405	5,618	7,537	5,734
Total Funds	58,983	59,503	58,304	60,604
Expenditures by Type				
Personnel	40,530	43,347	44,205	45,362
Non Personnel	18,453	16,156	14,099	15,241
Total Funds	58,983	59,503	58,304	60,604
FTE Positions	476.6	520.9	507.2	540.2

EXECUTIVE BUDGET RECOMMENDATION VOLUME 2

	Program Description	2021		2022	
		FTE Pos.	Adopted	FTE Pos.	Appropriation
10155-Administration	Supervises departmental operations and manages administrative functions.	28.0	6,630,762	28.0	5,641,933
11585-Children's Waiting Room Fund	Children's Waiting Room Fund - Free of charge to parents or guardians with court business, the 10 Children's Advocacy Rooms in court facilities throughout the Circuit Court of Cook County provide safe havens for children offering protection from potential traumatizing courtroom drama.	31.0	2,073,497	31.0	2,135,545
11705-Clerical Support Services	Performs data entry tasks and reception duties including answering, screening and directing calls.	0.0	1,500	0.0	0
13190-Elder Justice Clinic	Provides assistance to senior citizens to navigate the court system, and information, training and support to avoid abuse, neglect and financial exploitation.	1.0	57,262	1.0	59,425
13725-Family Mediation	Mediates custody and visitation disputes. The service operates under court order and offers emergency intervention and referral services when necessary.	27.0	2,585,473	27.0	2,849,437
15050-Information Technology	Provides information technology services to assist and support departmental operations.	24.0	3,077,413	28.0	3,922,371
15190-Interpreter Services	Provides foreign language and sign language interpreters to members of the public interacting with the department.	41.0	3,914,759	41.0	4,229,926
15345-Jury	Performs tasks related to providing a pool of qualified jurors for the Circuit Court including mailing out jury summonses to prospective jurors and managing the jurors on-site.	32.0	5,507,935	32.0	7,193,843
16195-Mortgage Foreclosure Program	Funds appropriated for the procurement of capital equipment and services.	0.0	0	0.0	826,450
17120-Parenting Education Program	Provides online and in-person parenting education classes, mandated by Domestic Relations Division court orders.	2.3	152,758	2.3	167,722
17990-Pretrial Services	Provides assessments for felony bond court operations. Provides supervision for court-ordered defendants awaiting trial in the community.	0.0	0	0.0	15,000
19400-Social Services Probation	Court ordered treatment programs and related expenses for social service department's probation clients	0.0	2,570,797	0.0	1,175,351
20192-COVID-19	Expenses associated with mitigating the effects and spread of COVID-19, not otherwise required as part of the County's normal operations.	0.0	136,900	0.0	55,575
33790-Advice Desk Services	Operates numerous help desks (or resource centers) to provide free legal assistance and advice to people without lawyers mainly staffed with volunteers.	4.0	763,472	5.0	741,906
33800-Alternative Dispute Resolution	Provides voluntary, nonbinding mediation services to help resolve conflicts out of court.	3.0	165,006	3.0	189,360
35055-Child Protection Division Mediation Services	Provides mediation services to facilitate family reunification, the development of visitation plans and achieve permanency for children in foster care.	8.0	770,111	8.0	827,843
35095-Court Coordination, Legal and Other Services to the Court	Provides court coordination, case management, research, reception, clerical and general support services to judges and litigants appearing in the Circuit Court.	275.4	21,073,034	278.5	21,125,077
35430-Problem-Solving Courts	Provides treatment and intensive supervision to nonviolent defendants through a network of Drug Treatment Courts, Mental Health Treatment Courts, and Veterans' Treatment Courts.	2.0	692,682	2.0	705,939
35450-Public Affairs & Court Education	Provides court tours, seminars, "CRASH" programs on traffic safety held in area high schools and other education forums.	6.0	593,731	6.0	609,605
35710-Problem Solving Courts	Provides a therapeutic, team-based approach to probation clients meeting criteria for substance use disorders, serious mental illness, or veteran eligibility. Programs are certified by the Administrative Office of the Illinois Courts.	0.0	0	0.0	400,000
35715-Targeted Intervention	Provide supervision for targeted populations with unique needs or statutory supervision requirements. Includes sex offenders, domestic violence offenders, and clients with serious mental illness who are not in a problem-solving court.	0.0	0	0.0	510,000
35720-Standard Probation Supervision	Provides community supervision of individuals through risk and needs assessment, monitoring court-imposed conditions, providing referrals to community-based services, and reporting progress to the courts.	0.0	0	0.0	115,000
60162-ARPA - Revenue Loss	Use of ARPA SLFRF funds for the provision of government services to the extent of reduction in revenue as determined by Dept. of Treasury calculation for revenue loss.	0.0	0	23.0	1,372,629
Grants	Federal, State, and Private agencies appropriated grant funds that support various programs and services	22.5	7,537,277	24.5	5,733,757
Total		507.2	58,304,368	540.2	60,603,694

DISTRIBUTION BY APPROPRIATION CLASSIFICATION

Account	2021 Approved & Adopted	Department Request	President's Recommendation	Difference
Personal Services				
501005-Salaries and Wages of Employees With Benefits	31,829,167	33,716,512	32,928,060	1,098,893
501165-Planned Salary Adjustment	(186,627)	(100,735)	(1,447,694)	(1,261,067)
501210-Planned Overtime Compensation	-	65,000	65,000	65,000
501295-Salaries and Wages of Per Diem Employees	1,481,340	1,258,531	1,258,531	(222,810)
501510-Mandatory Medicare Cost	502,637	522,258	510,826	8,189
501540-Worker's Compensation	90,472	89,736	89,736	(736)
501585-Insurance Benefits	7,179,585	7,490,007	7,490,007	310,422
501765-Professional Develop/Fees	12,500	17,500	17,500	5,000
501835-Transportation and Travel Expenses	46,000	49,500	49,500	3,500
Personal Services Total	40,955,075	43,108,309	40,961,466	6,391
Contractual Service				
520149-Communication Services	393,565	382,303	382,303	(11,262)
520209-Food Services	457,500	761,137	761,137	303,637
520259-Postage	213,500	451,300	451,300	237,800
520279-Shipping and Freight Services	22,500	23,800	23,800	1,300
520485-Graphics and Reproduction Services	24,150	9,025	9,025	(15,125)
520825-Professional Services	1,318,400	1,517,900	1,517,900	199,500
521005-Professional Legal Expenses	1,760,000	2,890,000	2,890,000	1,130,000
521200-Laboratory Testing and Analysis	-	20,500	20,500	20,500
Contractual Service Total	4,189,615	6,055,965	6,055,965	1,866,350
Supplies & Materials				
530170-Institutional Supplies	71,900	55,575	55,575	(16,325)
530600-Office Supplies	123,000	182,965	182,965	59,965
530635-Books, Periodicals and Publish	126,554	77,846	77,846	(48,708)
530700-Multimedia Supplies	92,000	92,000	92,000	0
531645-Computer and Data Processing Supplies	195,000	195,000	195,000	0
Supplies & Materials Total	608,454	603,386	603,386	(5,068)
Operations & Maintenance				
540129-Maintenance and Subscription Services	1,428,373	1,881,459	1,881,459	453,086
540245-Automotive Operations and Maintenance	2,600	2,600	2,600	0
540345-Property Maintenance and Operations	508,581	591,693	591,693	83,112
Operations & Maintenance Total	1,939,554	2,475,752	2,475,752	536,198
Rental & Leasing				
550005-Office and Data Processing Equip Rental	218,700	-	-	(218,700)
550029-Countywide Office and Data Processing Equip Rental	134,803	134,625	134,625	(178)
Rental & Leasing Total	353,503	134,625	134,625	(218,878)
Contingencies & Special Purpose				
580031-Reimbursement Designated Fund	40,000	43,000	43,000	3,000
580379-Appropriation Adjustments	(1,671,000)	(1,600,000)	(1,600,000)	71,000
Contingencies & Special Purpose Total	(1,631,000)	(1,557,000)	(1,557,000)	74,000
Operating Funds Total	46,415,200	50,821,037	48,674,194	2,258,994

PERSONAL SERVICES - SUMMARY OF POSITIONS BY PROGRAM AND JOB CODE

Job Code/Title	Grade	2021 Approved & Adopted		2022 Department Request		2022 President's Recommendation	
		FTE Pos.	Salaries	FTE Pos.	Salaries	FTE Pos.	Salaries
10155-Administration							
0048-Administrative Assistant III	16	1.0	75,292	1.0	76,573	1.0	76,573
0050-Administrative Assistant IV	18	1.0	70,835	1.0	72,263	1.0	72,263
0057-Director of Communications	24	1.0	120,000	1.0	120,000	1.0	120,000
0292-Administrative Analyst II	19	1.0	87,656	1.0	89,424	1.0	89,424
0503-Legal Services Administrator	24	1.0	142,800	1.0	152,800	1.0	152,800
0507-Court Coordinator I	16	1.0	73,064	1.0	73,064	1.0	73,064
0510-Court Coordinator III	18	3.0	252,037	3.0	253,646	3.0	253,646
0511-Court Coordinator IV	20	1.0	86,911	1.0	99,454	1.0	99,454
0513-Court Coordinator V	21	1.0	110,070	1.0	97,474	1.0	97,474
0514-Court Systems Manager	23	3.0	322,382	2.0	256,459	2.0	256,459
0517-Legal Secretary	15	1.0	55,063	1.0	56,172	1.0	56,172
0519-Assistant to Judge IV	22	-	-	1.0	106,041	1.0	106,041
0538-Court Services Project Admin	24	2.0	283,727	2.0	293,727	2.0	293,727
0558-Law Clerk III Attorney	18	1.0	84,253	1.0	84,440	1.0	84,440
0617-Legal Analyst	14	1.0	63,507	1.0	63,507	1.0	63,507
0618-Legal Systems Analyst	22	3.0	318,027	3.0	339,087	3.0	339,087
0728-Executive Off Labor	24	1.0	171,723	1.0	176,723	1.0	176,723
0752-Dir of Administrative Support	24	1.0	142,148	1.0	142,148	1.0	142,148
0936-Stenographer V	13	1.0	57,624	1.0	57,624	1.0	57,624
1033-Graphics Technician V	20	1.0	98,770	1.0	100,757	1.0	100,757
1554-Secretary	16	1.0	60,300	1.0	61,517	1.0	61,517
5802-Administrative Support VI	18	1.0	72,520	1.0	73,984	1.0	73,984
		28.0	\$2,748,710	28.0	\$2,846,884	28.0	\$2,846,884
11585-Children's Waiting Room Fund							
0048-Administrative Assistant III	16	1.0	63,478	1.0	66,743	1.0	66,743
0507-Court Coordinator I	16	1.0	71,498	1.0	71,498	1.0	71,498
0510-Court Coordinator III	18	1.0	66,387	1.0	67,727	1.0	67,727
0517-Legal Secretary	15	1.0	71,329	1.0	71,329	1.0	71,329
0595-Director of Program Services	22	1.0	115,165	1.0	117,486	1.0	117,486
0936-Stenographer V	13	3.0	176,096	3.0	179,030	3.0	179,030
7741-Child Care Attendant I - Chief Judge	11	14.0	587,240	14.0	580,190	14.0	580,190
7742-Child Care Attendant II - Chief Judge	14	9.0	521,294	9.0	538,063	9.0	538,063
		31.0	\$1,672,487	31.0	\$1,692,066	31.0	\$1,692,066
13190-Elder Justice Clinic							
0047-Admin Assistant II	14	1.0	44,831	1.0	45,735	1.0	45,735
		1.0	\$44,831	1.0	\$45,735	1.0	\$45,735
13725-Family Mediation							
0028-Program Manager	24	1.0	110,000	1.0	110,000	1.0	110,000
0047-Admin Assistant II	14	3.0	174,233	3.0	174,698	3.0	174,698
0252-Business Manager II	20	1.0	94,068	1.0	62,912	1.0	62,912
0511-Court Coordinator IV	20	1.0	101,548	1.0	101,550	1.0	101,550
0617-Legal Analyst	14	1.0	66,260	1.0	66,260	1.0	66,260
1515-Caseworker V	18	1.0	59,792	1.0	60,997	1.0	60,997
1542-Conciliation Counselor	19	14.0	1,238,885	14.0	1,268,929	14.0	1,268,929
1566-Social Svc Unit Coordinator	21	1.0	104,825	1.0	106,940	1.0	106,940
8870-Adoption Caseworker - Chief Judge	17	4.0	288,700	4.0	301,716	4.0	301,716
		27.0	\$2,238,311	27.0	\$2,254,002	27.0	\$2,254,002
15050-Information Technology							
0048-Administrative Assistant III	16	-	-	1.0	56,512	1.0	56,512
0503-Legal Services Administrator	24	1.0	146,784	1.0	156,784	1.0	156,784

PERSONAL SERVICES - SUMMARY OF POSITIONS BY PROGRAM AND JOB CODE

Job Code/Title	Grade	2021 Approved & Adopted		2022 Department Request		2022 President's Recommendation	
		FTE Pos.	Salaries	FTE Pos.	Salaries	FTE Pos.	Salaries
0508-Court Coordinator II	17	1.0	74,674	1.0	74,674	1.0	74,674
0510-Court Coordinator III	18	1.0	79,661	1.0	81,271	1.0	81,271
0511-Court Coordinator IV	20	2.0	188,864	2.0	195,629	2.0	195,629
0513-Court Coordinator V	21	2.0	190,722	2.0	192,321	2.0	192,321
0514-Court Systems Manager	23	1.0	129,018	1.0	129,018	1.0	129,018
0519-Assistant to Judge IV	22	1.0	96,993	1.0	106,041	1.0	106,041
0595-Director of Program Services	22	1.0	122,741	1.0	109,262	1.0	109,262
0617-Legal Analyst	14	3.0	186,684	3.0	184,228	3.0	184,228
0618-Legal Systems Analyst	22	3.0	338,675	5.0	499,457	5.0	499,457
0936-Stenographer V	13	1.0	61,714	1.0	61,714	1.0	61,714
1103-Computer Operator III	16	1.0	76,573	1.0	76,573	1.0	76,573
1107-Programmer III	20	2.0	212,044	2.0	212,044	2.0	212,044
1109-Programmer I	16	1.0	73,348	1.0	73,348	1.0	73,348
1111-Systems Analyst II	18	1.0	87,384	1.0	88,030	1.0	88,030
6056-SQL DBA Database Administ	23	-	-	1.0	109,984	1.0	109,984
7411-Programmer II-CJ	18	2.0	176,060	2.0	176,060	2.0	176,060
		24.0	\$2,241,938	28.0	\$2,582,947	28.0	\$2,582,947
15190-Interpreter Services							
0047-Admin Assistant II	14	1.0	43,493	1.0	44,614	1.0	44,614
0051-Administrative Assistant V	20	1.0	101,548	1.0	101,550	1.0	101,550
0504-Court Services Manager	23	1.0	110,345	1.0	79,932	1.0	79,932
0510-Court Coordinator III	18	2.0	162,272	2.0	165,543	2.0	165,543
0517-Legal Secretary	15	1.0	71,329	1.0	71,329	1.0	71,329
0907-Clerk V	11	5.0	236,967	5.0	251,375	5.0	251,375
0935-Stenographer IV	11	1.0	53,805	1.0	53,805	1.0	53,805
0936-Stenographer V	13	1.0	61,714	1.0	61,714	1.0	61,714
4651-Court Interpreter	15	22.0	1,410,847	22.0	1,405,128	22.0	1,405,128
6667-Court Interpreter Certified I	15	1.0	64,298	1.0	65,260	1.0	65,260
6668-Court Interpreter Certified II	16	5.0	341,773	5.0	340,182	5.0	340,182
		41.0	\$2,658,391	41.0	\$2,640,433	41.0	\$2,640,433
15345-Jury							
0046-Admin Assistant I	12	1.0	57,626	1.0	57,626	1.0	57,626
0047-Admin Assistant II	14	2.0	90,771	3.0	148,869	3.0	148,869
0048-Administrative Assistant III	16	1.0	76,573	1.0	76,573	1.0	76,573
0507-Court Coordinator I	16	2.0	146,128	2.0	146,128	2.0	146,128
0508-Court Coordinator II	17	3.0	239,002	3.0	239,681	3.0	239,681
0510-Court Coordinator III	18	1.0	88,030	1.0	88,030	1.0	88,030
0517-Legal Secretary	15	3.0	210,596	3.0	213,584	3.0	213,584
0583-Supervisor of Jurors	18	1.0	83,637	1.0	84,440	1.0	84,440
0618-Legal Systems Analyst	22	1.0	122,741	1.0	122,741	1.0	122,741
0725-Deputy Jury Administrator	24	1.0	104,914	1.0	104,914	1.0	104,914
0727-Jury Administrator	24	1.0	124,631	1.0	124,631	1.0	124,631
0907-Clerk V	11	7.0	330,779	7.0	331,015	7.0	331,015
0935-Stenographer IV	11	2.0	95,172	1.0	39,707	1.0	39,707
0936-Stenographer V	13	6.0	358,367	6.0	362,361	6.0	362,361
		32.0	\$2,128,967	32.0	\$2,140,301	32.0	\$2,140,301
17120-Parenting Education Program							
0507-Court Coordinator I	16	1.0	67,406	1.0	67,406	1.0	67,406
0511-Court Coordinator IV	20	0.3	18,085	0.3	18,085	0.3	18,085
0935-Stenographer IV	11	1.0	39,707	1.0	52,751	1.0	52,751
		2.3	\$125,198	2.3	\$138,243	2.3	\$138,243

PERSONAL SERVICES - SUMMARY OF POSITIONS BY PROGRAM AND JOB CODE

Job Code/Title	Grade	2021 Approved & Adopted		2022 Department Request		2022 President's Recommendation	
		FTE Pos.	Salaries	FTE Pos.	Salaries	FTE Pos.	Salaries
33790-Advice Desk Services							
0048-Administrative Assistant III	16	1.0	72,927	1.0	72,955	1.0	72,955
0511-Court Coordinator IV	20	1.0	66,534	1.0	66,112	1.0	66,112
0513-Court Coordinator V	21	1.0	111,644	1.0	72,754	1.0	72,754
0538-Court Services Project Admin	24	1.0	129,020	1.0	129,020	1.0	129,020
0907-Clerk V	11	-	-	1.0	39,707	1.0	39,707
		4.0	\$380,124	5.0	\$380,548	5.0	\$380,548
33800-Alternative Dispute Resolution							
0507-Court Coordinator I	16	1.0	56,219	1.0	57,352	1.0	57,352
0934-Stenographer III	09	1.0	34,085	1.0	34,777	1.0	34,777
1002-Telephone Operator II	09	1.0	37,227	1.0	37,977	1.0	37,977
		3.0	\$127,532	3.0	\$130,106	3.0	\$130,106
35055-Child Protection Division Mediation Services							
0936-Stenographer V	13	1.0	50,875	1.0	53,793	1.0	53,793
1542-Conciliation Counselor	19	7.0	614,248	7.0	618,964	7.0	618,964
		8.0	\$665,123	8.0	\$672,757	8.0	\$672,757
35095-Court Coordination, Legal and Other Services to the Court							
0047-Admin Assistant II	14	5.0	294,218	5.0	303,223	5.0	303,223
0048-Administrative Assistant III	16	4.0	251,733	6.0	362,981	6.0	362,981
0050-Administrative Assistant IV	18	4.0	339,090	4.0	309,219	4.0	309,219
0051-Administrative Assistant V	20	2.0	186,223	3.0	252,887	3.0	252,887
0057-Director of Communications	24	1.0	122,400	1.0	140,000	1.0	140,000
0273-Information Technician II	13	1.0	61,714	1.0	61,714	1.0	61,714
0292-Administrative Analyst II	19	1.0	82,413	1.0	84,075	1.0	84,075
0503-Legal Services Administrator	24	2.0	281,454	2.0	286,454	2.0	286,454
0507-Court Coordinator I	16	50.0	3,330,088	54.0	3,598,137	54.0	3,598,137
0508-Court Coordinator II	17	2.0	164,349	2.0	164,349	2.0	164,349
0510-Court Coordinator III	18	12.0	958,762	10.0	787,980	10.0	787,980
0511-Court Coordinator IV	20	7.6	682,572	6.6	618,702	6.6	618,702
0512-Court Secretary	17	1.0	73,919	1.0	75,406	1.0	75,406
0513-Court Coordinator V	21	2.0	218,753	2.0	221,741	2.0	221,741
0514-Court Systems Manager	23	-	-	1.0	127,441	1.0	127,441
0517-Legal Secretary	15	3.0	199,821	3.0	196,704	3.0	196,704
0519-Assistant to Judge IV	22	1.0	114,283	1.0	116,585	1.0	116,585
0538-Court Services Project Admin	24	4.0	511,122	4.0	511,122	4.0	511,122
0557-Law Clerk II Attorney	16	97.0	5,070,003	94.0	4,995,751	94.0	4,995,751
0558-Law Clerk III Attorney	18	4.0	299,177	4.0	296,790	4.0	296,790
0617-Legal Analyst	14	8.0	474,852	8.0	475,982	8.0	475,982
0618-Legal Systems Analyst	22	5.0	583,481	4.0	473,644	4.0	473,644
0649-Judicial Assistant	17	1.0	78,740	1.0	78,743	1.0	78,743
0705-Personnel Analyst III	17	1.0	52,838	1.0	48,782	1.0	48,782
0907-Clerk V	11	3.0	145,093	28.0	1,014,926	5.0	226,475
0935-Stenographer IV	11	3.0	150,671	4.0	177,782	4.0	177,782
0936-Stenographer V	13	11.0	612,202	12.0	656,734	12.0	656,734
1515-Caseworker V	18	1.0	84,440	1.0	52,310	1.0	52,310
1542-Conciliation Counselor	19	1.0	89,040	1.0	90,837	1.0	90,837
1827-Hearing Officer/Chief Judge	21	8.0	741,420	8.0	753,244	8.0	753,244
1850-Research Associate	18	-	-	1.0	67,394	1.0	67,394
6798-Clerk IV	11	0.8	25,343	0.9	27,929	0.9	27,929
7416-Project Manager-CJ	20	-	-	1.0	91,281	1.0	91,281
7890-Clerk IV-Chief Judge	09	2.0	88,278	-	-	-	-

PERSONAL SERVICES - SUMMARY OF POSITIONS BY PROGRAM AND JOB CODE

Job Code/Title	Grade	2021 Approved & Adopted		2022 Department Request		2022 President's Recommendation	
		FTE Pos.	Salaries	FTE Pos.	Salaries	FTE Pos.	Salaries
7944-Comm Court Coord	16	3.0	192,055	3.0	195,928	3.0	195,928
8913-Peace Circle Keeper - Chief Judge	11	12.0	389,964	11.0	380,182	11.0	380,182
8914-Case Manager - Chief Judge	13	12.0	468,175	11.0	411,034	11.0	411,034
		275.4	\$17,418,682	301.5	\$18,507,993	278.5	\$17,719,542
35430-Problem-Solving Courts							
0192-Executive Officer Administrat	24	1.0	139,515	1.0	139,515	1.0	139,515
0507-Court Coordinator I	16	1.0	72,927	1.0	72,927	1.0	72,927
		2.0	\$212,442	2.0	\$212,442	2.0	\$212,442
35450-Public Affairs & Court Education							
0051-Administrative Assistant V	20	1.0	100,165	1.0	101,550	1.0	101,550
0507-Court Coordinator I	16	1.0	73,064	1.0	73,064	1.0	73,064
0508-Court Coordinator II	17	1.0	78,740	1.0	78,743	1.0	78,743
0510-Court Coordinator III	18	1.0	61,360	1.0	52,310	1.0	52,310
0511-Court Coordinator IV	20	1.0	95,594	1.0	97,523	1.0	97,523
0513-Court Coordinator V	21	1.0	111,644	1.0	111,644	1.0	111,644
		6.0	\$520,567	6.0	\$514,833	6.0	\$514,833
Total Salaries and Positions		484.6	\$33,183,303	515.7	\$34,759,290	492.7	\$33,970,839
Turnover Adjustment		-	(1,354,136)	-	(1,042,779)	-	(1,042,779)
Operating Fund Totals		484.6	\$31,829,167	515.7	\$33,716,512	492.7	\$32,928,060

PERSONAL SERVICES - SUMMARY OF POSITIONS BY GRADE

Salary Grade	2021 Approved & Adopted		2022 Department Request		2022 President's Recommendation	
	FTE Pos.	Salaries	FTE Pos.	Salaries	FTE Pos.	Salaries
09	4.0	159,590	2.0	72,754	2.0	72,754
11	48.8	2,054,742	73.9	2,949,370	50.9	2,160,919
12	1.0	57,626	1.0	57,626	1.0	57,626
13	37.0	1,908,480	37.0	1,905,717	37.0	1,905,717
14	34.0	1,960,143	35.0	2,045,179	35.0	2,045,179
15	32.0	2,083,284	32.0	2,079,507	32.0	2,079,507
16	174.0	10,244,450	178.0	10,615,213	178.0	10,615,213
17	14.0	1,050,963	14.0	1,062,093	14.0	1,062,093
18	38.0	3,025,695	37.0	2,862,432	37.0	2,862,432
19	24.0	2,112,242	24.0	2,152,230	24.0	2,152,230
20	21.9	2,032,923	22.9	2,120,036	22.9	2,120,036
21	16.0	1,589,077	16.0	1,556,118	16.0	1,556,118
22	16.0	1,812,105	18.0	1,990,343	18.0	1,990,343
23	5.0	561,745	6.0	702,834	6.0	702,834
24	19.0	2,530,238	19.0	2,587,838	19.0	2,587,838
Total Salaries and Positions	484.6	\$33,183,303	515.7	\$34,759,290	492.7	\$33,970,839
Turnover Adjustment	-	\$(1,354,136)	-	\$(1,042,779)	-	\$(1,042,779)
Operating Funds Total	484.6	\$31,829,167	515.7	\$33,716,512	492.7	\$32,928,060

MISSION

Probation is the alternative to jail and prison, and the component of the adult criminal justice system whose primary mission is rehabilitation. The Adult Probation Department (APD) supervises sentenced offenders, assesses pretrial risk, and supervises pretrial defendants.

MANDATES

APD operates in accordance with Illinois Compiled Statutes: 730 ILCS 110, Probation and Probation Officers Act; 730 ILCS 115, Probation Community Service Act; 725 ILCS 185, Pretrial Services Act; the Cindy Bischof Law; and 725 ILCS 5/110-5(f), Code of Criminal Procedure of 1963, determining the amount of bail and conditions of release.

**OPERATIONAL HIGHLIGHTS:
2021 INITIATIVES AND OUTCOMES**

As of June 2021, APD had an active caseload of 12,233 sentenced individuals and 7,040 defendants supervised by the Pretrial Services Division. The department’s core programs include Pretrial Services, standard probation supervision, the Home Confinement Unit, and staffing for Cook County’s problem-solving courts. Pretrial Services saw its responsibilities increase dramatically starting with the Chief Judge’s 2017 general order addressing bond reform and has seen its workloads expand considerably during COVID-19. Even with increased caseloads, over 80% of defendants under supervision attend all court hearings and about 80% remain arrest free while in the community. The countywide push to reduce the jail population during COVID also contributed to a substantial increase in the number of defendants monitored with EM technology. The number of individuals with a curfew being monitored by the Home Confinement Unit has increased 30% since December 2020. The number of defendants charged with certain domestic violence offenses monitored by GPS has remained relatively stable since December 2020, but the average daily population remains about 37% higher than in March 2020. Although the pandemic paused some plans for implementing partnerships with providers in the community, the department has continued to communicate with these agencies and has worked to build relationships that will benefit people under supervision.

**OPERATIONAL OPPORTUNITIES:
2022 INITIATIVES AND GOALS**

The COVID-19 pandemic has continued to significantly affect department operations. Public health guidelines and court orders require all interactions between APD staff and clients to continue remotely, with only limited exceptions for drug testing and DNA collection. As vaccination rates climb, the department is continuing to plan for a return to in-person operations. Returning to a new normal, while heeding public health guidelines and internalizing lessons learned on remote operations, will remain a major focus for FY2022.

As APD returns to in-person interactions with clients, another major opportunity will be the increased use of Core Correctional Practices. The Administrative Office of the Illinois Courts will implement mandatory training for all probation staff in the state, covering effective supervision strategies and essential officer skills to help clients make prosocial behavioral changes. This will continue the department’s push to implement Effective Practices in Community Supervision for higher risk clients. Continuing a drive to incorporate data and research findings into operations, APD will also continue to build linkages with Cook County Health and outside researchers to address the opioid crisis among people under supervision.

Performance Metric Name	2019 Actual	2020 Actual	2021 Target	2021 Projection	2022 Target
Number of Public Safety Assessments completed	29,124	22,871	25,998	21,436	25,000
Average number of Public Safety Assessments completed daily	80	62	71	59	69
Percentage of eligible defendants assessed with the Public Safety Assessment	98%	98%	100%	98%	100%
Cost per Public Safety Assessment	\$114	\$150	\$130	\$158	\$140

BUDGET HIGHLIGHTS

- Expanded Pretrial Service supervision monitoring necessitates additional investments in GPS and RF devices for 2022.
- The department's 2022 budget request also reflects expanded investments in cognitive therapies.

Fund Category	Appropriations (\$ thousands)			
	2019 Adopted	2020 Adopted	2021 Adopted	2022 Recommended
Public Safety Fund	50,255	53,784	52,604	54,255
Grants	621	59	345	221
Total Funds	50,875	53,843	52,949	54,476
Expenditures by Type				
Personnel	50,519	51,474	47,945	49,169
Non Personnel	357	2,369	5,004	5,307
Total Funds	50,875	53,843	52,949	54,476
FTE Positions	562.0	640.5	555.0	555.0

Program Description	2021		2022		
	FTE Pos.	Adopted	FTE Pos.	Appropriation	
10155-Administration	Supervises departmental operations and manages administrative functions.	27.0	2,637,634	39.0	3,509,360
14805-Home Confinement	Monitors curfews and locations of individuals on probation and pretrial supervision through radio frequency electronic monitoring (EM) and Global Positioning System (GPS) technology.	85.0	11,194,464	72.0	11,310,191
17985-Presentence Investigation Unit	Writes pre-sentence investigations to assist the court in determining appropriate sentences in felony cases.	11.0	978,491	12.0	1,126,666
17990-Pretrial Services	Provides community based services, assessments or surveillance offered to youth/adult awaiting trial in the court system	160.0	13,543,811	141.0	13,106,372
19825-Supportive and Clerical	Collects probation files, and enters, processes and prepares the work compiled by the probation officers.	38.0	2,594,002	33.0	2,318,852
20192-COVID-19	Expenses associated with mitigating the effects and spread of COVID-19, not otherwise required as part of the County's normal operations.	0.0	25,000	0.0	0
35705-Mental Health Unit/Mental Health Court	Provides supervision for offenders with serious chronic mental illnesses.	16.2	1,356,153	0.0	301,723
35710-Problem Solving Courts	Provides treatment; intensive judicial and community supervision; an escalating system of rewards/sanctions; mandatory drug testing; several grant funded and other special programs.	8.2	1,154,777	23.0	2,171,549
35715-Targeted Intervention	Addresses risks and issues associated with domestic violence offenders through supervision and treatment.	14.0	1,328,893	46.0	3,727,073
35720-Standard Probation Supervision	Assists offenders in complying with their sentences through guidance, surveillance, and referrals to service providers for treatment, education, and employment services.	194.6	17,790,957	188.0	16,683,093
Grants	Federal, State, and Private agencies appropriated grant funds that support various programs and services	1.0	344,819	1.0	221,232
Total		555.0	52,949,000	555.0	54,476,112

DISTRIBUTION BY APPROPRIATION CLASSIFICATION

Account	2021 Approved & Adopted	Department Request	President's Recommendation	Difference
Personal Services				
501005-Salaries and Wages of Employees With Benefits	38,100,608	39,058,217	39,058,217	957,609
501165-Planned Salary Adjustment	(383,210)	296,966	296,966	680,176
501210-Planned Overtime Compensation	200,000	71,000	71,000	(129,000)
501510-Mandatory Medicare Cost	606,366	595,334	595,334	(11,032)
501540-Worker's Compensation	497,423	469,116	469,116	(28,307)
501585-Insurance Benefits	8,537,719	8,251,432	8,251,432	(286,287)
501765-Professional Develop/Fees	233,309	268,629	268,629	35,320
501835-Transportation and Travel Expenses	50,000	55,000	55,000	5,000
Personal Services Total	47,842,215	49,065,694	49,065,694	1,223,479
Contractual Service				
520029-Armored Car Service	2,591	3,000	3,000	409
520149-Communication Services	67,296	38,936	38,936	(28,360)
520259-Postage	45,000	45,000	45,000	0
520279-Shipping and Freight Services	500	500	500	0
520485-Graphics and Reproduction Services	60,003	67,063	67,063	7,060
520725-Loss and Valuation	2,000	2,000	2,000	0
520825-Professional Services	716,671	953,130	953,130	236,459
521200-Laboratory Testing and Analysis	250,000	255,000	255,000	5,000
Contractual Service Total	1,144,061	1,364,629	1,364,629	220,568
Supplies & Materials				
530100-Wearing Apparel	10,775	10,775	10,775	0
530170-Institutional Supplies	25,000	-	-	(25,000)
530600-Office Supplies	114,212	130,500	130,500	16,288
530635-Books, Periodicals and Publish	50,000	157,567	157,567	107,567
530700-Multimedia Supplies	70,000	70,000	70,000	0
531645-Computer and Data Processing Supplies	105,000	105,000	105,000	0
Supplies & Materials Total	374,987	473,842	473,842	98,855
Operations & Maintenance				
540129-Maintenance and Subscription Services	3,814,363	4,583,725	4,583,725	769,362
540245-Automotive Operations and Maintenance	55,000	55,000	55,000	0
540345-Property Maintenance and Operations	26,096	117,771	117,771	91,675
Operations & Maintenance Total	3,895,459	4,756,496	4,756,496	861,037
Rental & Leasing				
550005-Office and Data Processing Equip Rental	16,748	17,851	17,851	1,103
550029-Countywide Office and Data Processing Equip Rental	33,799	34,368	34,368	569
550129-Facility and Office Space Rental	45,000	45,000	45,000	0
Rental & Leasing Total	95,547	97,219	97,219	1,672
Contingencies & Special Purpose				
580379-Appropriation Adjustments	-	(3,000)	(3,000)	(3,000)
580419-Appropriation Transfer	(748,088)	(1,500,000)	(1,500,000)	(751,912)
Contingencies & Special Purpose Total	(748,088)	(1,503,000)	(1,503,000)	(754,912)
Operating Funds Total	52,604,180	54,254,880	54,254,880	1,650,700

PERSONAL SERVICES - SUMMARY OF POSITIONS BY PROGRAM AND JOB CODE

Job Code/Title	Grade	2021 Approved & Adopted		2022 Department Request		2022 President's Recommendation	
		FTE Pos.	Salaries	FTE Pos.	Salaries	FTE Pos.	Salaries
10155-Administration							
0046-Admin Assistant I	12	4.0	215,120	6.0	317,934	6.0	317,934
0047-Admin Assistant II	14	5.0	320,407	5.0	294,176	5.0	294,176
0048-Administrative Assistant III	16	1.0	71,498	5.0	322,020	5.0	322,020
0050-Administrative Assistant IV	18	3.0	252,789	4.0	320,552	4.0	320,552
0051-Administrative Assistant V	20	2.0	172,459	3.0	227,373	3.0	227,373
0072-Exec Asst to Director	23	1.0	117,225	2.0	224,575	2.0	224,575
0251-Business Manager I	18	3.0	181,938	3.0	182,295	3.0	182,295
0293-Administrative Analyst III	21	1.0	107,918	1.0	110,092	1.0	110,092
0595-Director of Program Services	22	4.0	446,859	5.0	484,820	5.0	484,820
1562-Chief Adult Probation Officer	24	1.0	139,516	1.0	139,516	1.0	139,516
4225-Warehouse Records Clerk IV	13	1.0	62,024	1.0	62,024	1.0	62,024
5801-Administrative Support V	17	1.0	60,985	1.0	62,213	1.0	62,213
9054-Special Assistant Chief Probation Officer	24	-	-	2.0	268,036	2.0	268,036
		27.0	\$2,148,738	39.0	\$3,015,625	39.0	\$3,015,625
14805-Home Confinement							
0046-Admin Assistant I	12	1.0	55,157	1.0	55,157	1.0	55,157
1437-Electronic Monitoring Tech	13	11.0	571,204	13.0	671,169	13.0	671,169
1561-Adult Probation Officer	PS1	5.0	240,947	1.0	63,244	1.0	63,244
1564-Supervisor Adult Probation	PS3	3.0	264,456	4.0	352,041	4.0	352,041
1565-Adult Probation Intensive	PS2	5.0	272,014	5.0	272,014	5.0	272,014
1567-Adult Probation Officer- PSB	PSB	1.0	86,640	2.0	172,784	2.0	172,784
1571-Adult Probation Officer- PSC	PSC	49.0	4,361,722	36.0	3,067,434	36.0	3,067,434
1579-Asst Chief Adult Probation	23	1.0	79,930	1.0	125,638	1.0	125,638
5785-Adult Probation Weapons Supv	PS3W	8.0	802,405	8.0	695,685	8.0	695,685
6696-Adult Probation Deputy Chief	22	1.0	118,011	1.0	106,041	1.0	106,041
		85.0	\$6,852,487	72.0	\$5,581,208	72.0	\$5,581,208
17985-Presentence Investigation Unit							
0672-Pretrial Officer I- PSB	PSB	2.0	169,705	2.0	169,705	2.0	169,705
1561-Adult Probation Officer	PS1	2.0	110,075	2.0	114,759	2.0	114,759
1567-Adult Probation Officer- PSB	PSB	6.0	509,115	7.0	595,756	7.0	595,756
5785-Adult Probation Weapons Supv	PS3W	1.0	100,084	1.0	102,413	1.0	102,413
		11.0	\$888,980	12.0	\$982,633	12.0	\$982,633
17990-Pretrial Services							
0046-Admin Assistant I	12	1.0	57,916	1.0	57,916	1.0	57,916
0522-Assistant Director Pretrial	23	1.0	129,018	-	-	-	-
0524-Supervisor Pretrial Services	PS3	14.0	1,290,196	10.0	951,379	10.0	951,379
0526-Pretrial Officer I	PS1	70.0	3,859,256	38.0	2,130,089	38.0	2,130,089
0672-Pretrial Officer I- PSB	PSB	48.0	4,049,719	46.0	3,742,706	46.0	3,742,706
1561-Adult Probation Officer	PS1	4.0	219,429	14.0	782,144	14.0	782,144
1564-Supervisor Adult Probation	PS3	3.0	249,463	4.0	331,194	4.0	331,194
1567-Adult Probation Officer- PSB	PSB	16.0	1,354,726	25.0	2,100,723	25.0	2,100,723
6697-Adult Probat DepChief Pretrial	22	3.0	324,214	3.0	333,059	3.0	333,059
		160.0	\$11,533,937	141.0	\$10,429,209	141.0	\$10,429,209
19825-Supportive and Clerical							
0046-Admin Assistant I	12	8.0	439,099	6.0	341,944	6.0	341,944
0048-Administrative Assistant III	16	2.0	107,228	-	-	-	-
0907-Clerk V	11	16.0	826,574	16.0	836,181	16.0	836,181
6696-Adult Probation Deputy Chief	22	1.0	111,328	-	-	-	-
6735-Clerk IV Chief Judge AFSCME	11	11.0	587,320	11.0	587,656	11.0	587,656
		38.0	\$2,071,549	33.0	\$1,765,781	33.0	\$1,765,781

PERSONAL SERVICES - SUMMARY OF POSITIONS BY PROGRAM AND JOB CODE

Job Code/Title	Grade	2021 Approved & Adopted		2022 Department Request		2022 President's Recommendation	
		FTE Pos.	Salaries	FTE Pos.	Salaries	FTE Pos.	Salaries
35705-Mental Health Unit/Mental Health Court							
0526-Pretrial Officer I	PS1	2.0	117,000	-	-	-	-
0672-Pretrial Officer I- PSB	PSB	1.0	72,010	-	-	-	-
1561-Adult Probation Officer	PS1	2.0	114,864	-	-	-	-
1564-Supervisor Adult Probation	PS3	2.0	188,272	-	-	-	-
6671-Mental Health Officer II	PSB	9.0	682,803	-	-	-	-
6696-Adult Probation Deputy Chief	22	0.2	24,548	-	-	-	-
		16.2	\$1,199,497	-	-	-	-
35710-Problem Solving Courts							
0524-Supervisor Pretrial Services	PS3	-	-	1.0	81,446	1.0	81,446
0526-Pretrial Officer I	PS1	-	-	7.0	389,259	7.0	389,259
1561-Adult Probation Officer	PS1	-	-	2.0	114,759	2.0	114,759
1564-Supervisor Adult Probation	PS3	2.0	189,688	2.0	166,458	2.0	166,458
1567-Adult Probation Officer- PSB	PSB	6.0	499,483	6.0	497,367	6.0	497,367
5785-Adult Probation Weapons Supv	PS3W	-	-	1.0	102,413	1.0	102,413
6671-Mental Health Officer II	PSB	-	-	3.0	232,396	3.0	232,396
6696-Adult Probation Deputy Chief	22	0.2	24,548	1.0	122,741	1.0	122,741
		8.2	\$713,720	23.0	\$1,706,839	23.0	\$1,706,839
35715-Targeted Intervention							
0524-Supervisor Pretrial Services	PS3	-	-	1.0	81,446	1.0	81,446
0526-Pretrial Officer I	PS1	-	-	8.0	451,253	8.0	451,253
0672-Pretrial Officer I- PSB	PSB	-	-	1.0	80,254	1.0	80,254
1561-Adult Probation Officer	PS1	-	-	6.0	346,980	6.0	346,980
1564-Supervisor Adult Probation	PS3	1.0	80,144	2.0	192,169	2.0	192,169
1567-Adult Probation Officer- PSB	PSB	12.0	1,021,806	14.0	1,170,292	14.0	1,170,292
1571-Adult Probation Officer- PSC	PSC	-	-	7.0	667,314	7.0	667,314
5785-Adult Probation Weapons Supv	PS3W	1.0	90,107	-	-	-	-
6671-Mental Health Officer II	PSB	-	-	6.0	463,101	6.0	463,101
6696-Adult Probation Deputy Chief	22	-	-	1.0	120,392	1.0	120,392
		14.0	\$1,192,057	46.0	\$3,573,200	46.0	\$3,573,200
35720-Standard Probation Supervision							
0524-Supervisor Pretrial Services	PS3	-	-	2.0	182,494	2.0	182,494
0526-Pretrial Officer I	PS1	9.0	526,149	37.0	2,101,224	37.0	2,101,224
0595-Director of Program Services	22	1.0	80,731	1.0	76,043	1.0	76,043
0672-Pretrial Officer I- PSB	PSB	1.0	83,065	3.0	253,135	3.0	253,135
1561-Adult Probation Officer	PS1	36.0	2,027,840	38.0	2,154,447	38.0	2,154,447
1564-Supervisor Adult Probation	PS3	22.0	1,960,771	21.0	2,020,601	21.0	2,020,601
1567-Adult Probation Officer- PSB	PSB	117.0	9,644,617	78.0	6,474,777	78.0	6,474,777
1571-Adult Probation Officer- PSC	PSC	-	-	1.0	65,695	1.0	65,695
1579-Asst Chief Adult Probation	23	1.0	127,801	-	-	-	-
5785-Adult Probation Weapons Supv	PS3W	1.0	102,413	1.0	85,207	1.0	85,207
6671-Mental Health Officer II	PSB	2.0	156,394	2.0	140,460	2.0	140,460
6696-Adult Probation Deputy Chief	22	4.6	507,568	4.0	448,915	4.0	448,915
		194.6	\$15,217,349	188.0	\$14,002,998	188.0	\$14,002,998
Total Salaries and Positions		554.0	\$41,818,314	554.0	\$41,057,494	554.0	\$41,057,494
Turnover Adjustment		-	(3,717,706)	-	(1,999,277)	-	(1,999,277)
Operating Fund Totals		554.0	\$38,100,608	554.0	\$39,058,217	554.0	\$39,058,217

PERSONAL SERVICES - SUMMARY OF POSITIONS BY GRADE

Salary Grade	2021 Approved & Adopted		2022 Department Request		2022 President's Recommendation	
	FTE Pos.	Salaries	FTE Pos.	Salaries	FTE Pos.	Salaries
11	27.0	1,413,894	27.0	1,423,838	27.0	1,423,838
12	14.0	767,292	14.0	772,951	14.0	772,951
13	12.0	633,228	14.0	733,193	14.0	733,193
14	5.0	320,407	5.0	294,176	5.0	294,176
16	3.0	178,726	5.0	322,020	5.0	322,020
17	1.0	60,985	1.0	62,213	1.0	62,213
18	6.0	434,727	7.0	502,846	7.0	502,846
20	2.0	172,459	3.0	227,373	3.0	227,373
21	1.0	107,918	1.0	110,092	1.0	110,092
22	15.0	1,637,807	16.0	1,692,011	16.0	1,692,011
23	4.0	453,975	3.0	350,213	3.0	350,213
24	1.0	139,516	3.0	407,552	3.0	407,552
PS1	130.0	7,215,560	153.0	8,648,157	153.0	8,648,157
PS2	5.0	272,014	5.0	272,014	5.0	272,014
PS3	47.0	4,222,991	47.0	4,359,229	47.0	4,359,229
PS3W	11.0	1,095,009	11.0	985,718	11.0	985,718
PSB	221.0	18,330,085	195.0	16,093,455	195.0	16,093,455
PSC	49.0	4,361,722	44.0	3,800,443	44.0	3,800,443
Total Salaries and Positions	554.0	\$41,818,314	554.0	\$41,057,494	554.0	\$41,057,494
Turnover Adjustment		- \$(3,717,706)		- \$(1,999,277)		- \$(1,999,277)
Operating Funds Total	554.0	\$38,100,608	554.0	\$39,058,217	554.0	\$39,058,217

MISSION

The Judiciary Department of the Circuit Court of Cook County administers and supports the operations of the Circuit Court and its non-judicial offices. The Department budget funds a variety of court-related services to the judiciary and litigants.

MANDATES

The Circuit Court of Cook County is a state trial court, the largest of the 24 judicial circuits in Illinois. The Court's approximately 400 judges serve residents in several court locations throughout Cook County. Court operations are funded by both the State of Illinois and Cook County as required by the Illinois Constitution and Illinois statutes, as well as by minor court fees, contract reimbursements and grants.

OPERATIONAL HIGHLIGHTS: 2021 INITIATIVES AND OUTCOMES

On March 17, 2020, Chief Judge Timothy Evans issued General Administrative Order 2020-1 to modify court operations, scaling back non-emergency court proceedings and postponing non-emergency court-related in-person activities. As the dangers from the pandemic recede, the court has continued to develop policy and strategies to ensure access to justice to Cook County residents and resume jury trials.

In 2021, the court has mostly returned to pre-pandemic operating levels through modification of courtroom facilities and the innovative deployments of remote-access technologies. All court facilities are open for business, and with more than 400 courtrooms equipped for Zoom tele-conference hearings, the court hosted nearly 1.5 million hours of Zoom court sessions with more than 1.8 million participants through March 11, 2021. On July 16, 2021, the court issued a new order, further modifying its operations in response to changes in the pandemic, allowing for expanded in-person proceedings and jury trials.

In time, and assuming the health risks are under control, the choice for the appropriate form of court proceedings; remote, hybrid or in-person will involve a complex calculus. The court continues to weigh case processing efficiency relative to the interests of the parties in litigation: the constitutional rights of defendants to face their accusers, access to justice, and the time and costs of litigation to the parties involved.

OPERATIONAL OPPORTUNITIES: 2022 INITIATIVES AND GOALS

The court recognizes that as the dangers from the pandemic recede, there remains a real opportunity to learn from the tragedy and modernize operations by integrating technology into court operations to support remote and hybrid proceedings. The court is now firmly committed to remote operations in certain circumstances and for certain types of proceedings, in-line with the strong support for remote proceedings affirmed by the Illinois Supreme Court.

In time, and assuming the health risks are under control, the choice for the appropriate form of court proceedings; remote, hybrid or in-person will involve a complex calculus. The court must weigh case processing efficiency relative to the interests of the parties in litigation: the constitutional rights of defendants to face their accusers, access to justice, and the time and costs of litigation to the parties involved. The court expects that responses will differ not only across case types in general, but from case-to-case depending on the parties involved, the locales, and the circumstances of the litigation. As we look past the pandemic, it is expected that judges will embrace technology, but will retain discretion in the form of proceedings for their cases.

BUDGET HIGHLIGHTS

- The budget includes the costs of security for the storage of electronic devices at the George Leighton Criminal Division courthouse, pursuant to GAO 2013-05.
- The court proposes no changes in judicial position counts for 2022.

Fund Category	Appropriations (\$ thousands)			
	2019 Adopted	2020 Adopted	2021 Adopted	2022 Recommended
Public Safety Fund	14,116	14,797	16,063	16,321
Total Funds	14,116	14,797	16,063	16,321
Expenditures by Type				
Personnel	303	307	274	292
Non Personnel	13,813	14,490	15,789	16,029
Total Funds	14,116	14,797	16,063	16,321
FTE Positions	437.0	437.0	437.0	437.0

Program Description	2021		2022	
	FTE Pos.	Adopted	FTE Pos.	Appropriation
12390-Court Reporting	0.0	0	0.0	70,400
14185-Full Circuit Judgeships	437.0	16,025,310	437.0	16,250,748
20192-COVID-19	0.0	38,150	0.0	0
Total	437.0	16,063,460	437.0	16,321,148

DISTRIBUTION BY APPROPRIATION CLASSIFICATION

Account	2021 Approved & Adopted	Department Request	President's Recommendation	Difference
Personal Services				
501005-Salaries and Wages of Employees With Benefits	208,496	205,997	205,997	(2,499)
501510-Mandatory Medicare Cost	3,168	3,168	3,168	0
501765-Professional Develop/Fees	32,350	47,850	47,850	15,500
501835-Transportation and Travel Expenses	30,000	35,000	35,000	5,000
Personal Services Total	274,015	292,015	292,015	18,001
Contractual Service				
520149-Communication Services	7,157	6,148	6,148	(1,009)
520259-Postage	35,000	37,000	37,000	2,000
520279-Shipping and Freight Services	3,400	4,000	4,000	600
520485-Graphics and Reproduction Services	12,380	15,420	15,420	3,040
520825-Professional Services	210,085	222,100	222,100	12,015
521200-Laboratory Testing and Analysis	8,000	8,000	8,000	0
Contractual Service Total	276,022	292,668	292,668	16,646
Supplies & Materials				
530170-Institutional Supplies	38,150	-	-	(38,150)
530600-Office Supplies	90,000	152,900	152,900	62,900
530635-Books, Periodicals and Publish	340,000	456,700	456,700	116,700
530700-Multimedia Supplies	2,000	2,300	2,300	300
Supplies & Materials Total	470,150	611,900	611,900	141,750
Operations & Maintenance				
540129-Maintenance and Subscription Services	98,027	126,964	126,964	28,937
540345-Property Maintenance and Operations	11,324,886	11,529,001	11,529,001	204,115
Operations & Maintenance Total	11,422,913	11,655,965	11,655,965	233,052
Rental & Leasing				
550005-Office and Data Processing Equip Rental	28,360	20,000	20,000	(8,360)
550129-Facility and Office Space Rental	92,000	88,600	88,600	(3,400)
Rental & Leasing Total	120,360	108,600	108,600	(11,760)
Contingencies & Special Purpose				
580060-Fees of Counsel For Indigent	3,500,000	3,360,000	3,360,000	(140,000)
Contingencies & Special Purpose Total	3,500,000	3,360,000	3,360,000	(140,000)
Operating Funds Total	16,063,460	16,321,148	16,321,148	257,688

PERSONAL SERVICES - SUMMARY OF POSITIONS BY PROGRAM AND JOB CODE

Job Code/Title	Grade	2021 Approved & Adopted		2022 Department Request		2022 President's Recommendation	
		FTE Pos.	Salaries	FTE Pos.	Salaries	FTE Pos.	Salaries
14185-Full Circuit Judgeships							
0001-Associate Judge Circuit Court	SJU	165.0	82,498	165.0	82,498	165.0	82,498
0011-Judge of the Circuit Court	SJU	272.0	135,999	272.0	135,999	272.0	135,999
		437.0	\$218,497	437.0	\$218,497	437.0	\$218,497
Total Salaries and Positions		437.0	\$218,497	437.0	\$218,497	437.0	\$218,497
Turnover Adjustment		-	(10,001)	-	(12,500)	-	(12,500)
Operating Fund Totals		437.0	\$208,496	437.0	\$205,997	437.0	\$205,997

PERSONAL SERVICES - SUMMARY OF POSITIONS BY GRADE

Salary Grade	2021 Approved & Adopted		2022 Department Request		2022 President's Recommendation	
	FTE Pos.	Salaries	FTE Pos.	Salaries	FTE Pos.	Salaries
SJU	437.0	218,497	437.0	218,497	437.0	218,497
Total Salaries and Positions	437.0	\$218,497	437.0	\$218,497	437.0	\$218,497
Turnover Adjustment	-	\$(10,001)	-	\$(12,500)	-	\$(12,500)
Operating Funds Total	437.0	\$208,496	437.0	\$205,997	437.0	\$205,997

MISSION

The Office of Public Guardian represents society's most vulnerable people who are targets for exploitation and abuse. The department represents abused and neglected children, children in highly contested custody cases, and acts as guardian for adults with disabilities and their estates.

MANDATES

Chief Judge of the Circuit Court appoints the Public Guardian to serve as guardian for individuals who are adjudicated disabled and have no appropriate person to act as their guardian. In abuse/neglect proceedings, by statute every child must be appointed counsel. In proceedings involving the support, custody, visitation, parentage, or welfare of a minor, the court may appoint an attorney as child representative under the Marriage and Dissolution of Marriage Act.

OPERATIONAL HIGHLIGHTS: 2021 INITIATIVES AND OUTCOMES

The Public Guardian's Office is recognized as one of the premier law offices in the country representing children, providing guardianship services, and representing the elderly and people with disabilities. The Adult Guardianship Division serves as guardian of the person and/or estate for adults with cognitive disabilities who have estates of \$25,000 or more. The Division utilizes legal, clinical, social work, general guardianship, financial and administrative personnel to manage the guardianships of more than 1,000 people served, 125 real properties, and \$100 million in assets. The current division caseload is 50 per guardian although the American Bar Association recommends an ethical caseload of 20. Approximately 35% of the people served live in the community, exceeding FY2020 and FY2021 goals. The Juvenile Division represents approximately 7,216 abused and neglected children at every phase of Juvenile Court proceedings. Child clients are represented in DCFS administrative proceedings, appeals, educational matters, and other proceedings. Caseloads went up by more than 1,000 children, or 18%, since the COVID-19 pandemic started, believed to be because families were isolated at home under stressors correlated with abuse including worries about work, health, and money. The Domestic Relations Division serves approximately 800 children as the child representative in hotly contested custody cases.

OPERATIONAL OPPORTUNITIES: 2022 INITIATIVES AND GOALS

With budgets as a concern, fee collections are a priority for services provided to adults with disabilities served as well as child clients. Before the pandemic, fees collected had increased significantly from \$1.44 million in 2004 to \$4.35 million in 2019. Collections declined in 2020 to \$1.73 million due to the COVID-19 crisis as well as the elimination of one-time recoveries realized in 2020. Collections have started to rebound and are expected to be \$2.5 million in 2021. Other department performance goals include: the Adult Guardianship initiative to serve 1,290 clients and keep 31% of clients living in their communities; the Adult Guardianship Financial Recovery initiative to recover approximately \$800,000 in stolen assets next year.

Cook County Public Guardian Office Performance Metric	2019 Actual	2020 Actual	2021 Target	2021 Projection	2022 Target
Total Public Guardian cases at the end of the fiscal period for Legal Juvenile Estate, Adult Guardianship Estate, Domestic Relations Estate, and Appeals Estate Divisions	8,648	9,214	8,500	8,200	8,300
Number of cases served by Legal Juvenile at the end of the fiscal period	6,159	7,087	7,210	7,200	7,200
Number of cases being served by Adult Guardianship Estate at the end of the fiscal period	1,229	1,153	1,290	1,000	1,100
Average number of appeal cases per Appeals Unit staff member at the end of the fiscal period	17	22	14	18	15
Percent of the total number of disabled clients at the end of the fiscal period of Adult Guardianship Estate maintained in the community	30%	30%	33%	35%	33%

BUDGET HIGHLIGHTS

- Kept 30% of clients living in their communities despite the pandemic for FY2020 & first 6 months of 2021.
- Generated more than \$3.1 million in fees between 12/1/2019-5/31/2021 despite the challenges of the COVID-19 pandemic.
- Requests modest staff count increases in 2022 and an increase in compensation levels for certain staff to remove disparities with staff salaries of sister agencies.

Fund Category	Appropriations (\$ thousands)			
	2019 Adopted	2020 Adopted	2021 Adopted	2022 Recommended
Public Safety Fund	21,495	21,734	22,041	24,113
Total Funds	21,495	21,734	22,041	24,113
Expenditures by Type				
Personnel	20,589	20,863	21,063	23,164
Non Personnel	906	871	977	948
Total Funds	21,495	21,734	22,041	24,113
FTE Positions	209.0	210.0	208.4	219.4

Program Description	2021		2022	
	FTE Pos.	Adopted	FTE Pos.	Appropriation
11265-Case Management	13.0	1,321,495	14.0	1,417,273
10155-Administration	5.0	957,345	5.0	979,901
10550-Appeals	7.0	800,725	7.0	837,332
11550-Child Advocate Unit (CAU)	21.0	2,032,675	21.0	2,069,661
13050-Domestic Relations Division	8.0	1,007,135	8.0	1,022,543
14800-Home Care - Adult Guardianship	3.5	350,071	4.5	390,952
15050-Information Technology	2.0	174,415	2.0	167,602
18180-Property Section	6.0	551,570	6.0	603,524
20192-COVID-19	0.0	41,703	0.0	23,331
35015-Asset Custody and Investigations, and Annual Court Accounting	7.0	617,132	7.0	654,011
35245-Financial Recovery	2.0	253,694	2.0	278,847
35250-Financial Services	6.5	575,476	7.5	679,224
35320-Legal Services (Juvenile)	71.4	7,318,457	79.4	7,974,071
35325-Legal Services (Persons with Disabilities)	20.0	2,594,414	20.0	3,519,046
35335-Management- Juvenile Division & Adult Guardianship Division	5.0	829,028	5.0	850,407
35455-Public Benefits and Intake	7.0	746,023	7.0	763,772
35575-Supportive Services	24.0	1,869,230	24.0	1,881,276
Total	208.4	22,040,586	219.4	24,112,773

DISTRIBUTION BY APPROPRIATION CLASSIFICATION

Account	2021 Approved & Adopted	Department Request	President's Recommendation	Difference
Personal Services				
501005-Salaries and Wages of Employees With Benefits	16,662,816	17,847,678	17,847,678	1,184,862
501165-Planned Salary Adjustment	76,000	845,613	845,613	769,613
501210-Planned Overtime Compensation	26,000	30,000	30,000	4,000
501510-Mandatory Medicare Cost	256,328	266,795	266,795	10,467
501585-Insurance Benefits	3,864,214	3,928,533	3,928,533	64,319
501765-Professional Develop/Fees	18,960	26,700	26,700	7,740
501835-Transportation and Travel Expenses	159,181	218,996	218,996	59,815
Personal Services Total	21,063,500	23,164,315	23,164,315	2,100,816
Contractual Service				
520029-Armored Car Service	1,000	1,000	1,000	0
520149-Communication Services	41,501	34,068	34,068	(7,433)
520259-Postage	30,000	30,000	30,000	0
520279-Shipping and Freight Services	2,000	2,000	2,000	0
520469-Services For Minor/Indigent	25,000	25,000	25,000	0
520485-Graphics and Reproduction Services	7,000	7,000	7,000	0
520609-Advertising and Promotions	2,000	2,000	2,000	0
520725-Loss and Valuation	3,000	3,000	3,000	0
520825-Professional Services	44,500	44,500	44,500	0
521005-Professional Legal Expenses	130,000	115,000	115,000	(15,000)
521200-Laboratory Testing and Analysis	-	1,640	1,640	1,640
Contractual Service Total	286,001	265,208	265,208	(20,793)
Supplies & Materials				
530100-Wearing Apparel	1,000	1,000	1,000	0
530170-Institutional Supplies	32,702	16,500	16,500	(16,202)
530600-Office Supplies	35,000	35,000	35,000	0
530635-Books, Periodicals and Publish	44,613	26,971	26,971	(17,642)
530700-Multimedia Supplies	5,000	5,000	5,000	0
531645-Computer and Data Processing Supplies	5,820	5,820	5,820	0
Supplies & Materials Total	124,135	90,291	90,291	(33,844)
Operations & Maintenance				
540129-Maintenance and Subscription Services	61,036	181,966	181,966	120,930
540165-Countywide - Maintenance, Repair Office	98,000	-	-	(98,000)
540245-Automotive Operations and Maintenance	6,500	6,500	6,500	0
540345-Property Maintenance and Operations	321,368	311,807	311,807	(9,561)
Operations & Maintenance Total	486,904	500,273	500,273	13,369
Rental & Leasing				
550005-Office and Data Processing Equip Rental	14,500	14,500	14,500	0
550029-Countywide Office and Data Processing Equip Rental	29,046	29,046	29,046	0
550059-Automotive Equipment Rental	500	500	500	0
550129-Facility and Office Space Rental	36,000	48,640	48,640	12,640
Rental & Leasing Total	80,046	92,686	92,686	12,640
Operating Funds Total	22,040,586	24,112,773	24,112,773	2,072,187

PERSONAL SERVICES - SUMMARY OF POSITIONS BY PROGRAM AND JOB CODE

Job Code/Title	Grade	2021 Approved & Adopted		2022 Department Request		2022 President's Recommendation	
		FTE Pos.	Salaries	FTE Pos.	Salaries	FTE Pos.	Salaries
11265-Case Management							
0047-Admin Assistant II	14	1.0	66,591	1.0	66,591	1.0	66,591
1520-Caseworker III Public Grdian	PG2	9.0	681,333	10.0	723,509	10.0	723,509
5254-Casework Supervisor/Pub Guard	20	2.0	187,654	2.0	191,445	2.0	191,445
5255-Case Management Supervisor/PG	22	1.0	108,236	1.0	110,419	1.0	110,419
		13.0	\$1,043,815	14.0	\$1,091,964	14.0	\$1,091,964
10155-Administration							
0050-Administrative Assistant IV	18	1.0	88,469	1.0	88,469	1.0	88,469
0051-Administrative Assistant V	20	1.0	106,550	1.0	106,550	1.0	106,550
0633-Attorney - Public Guardian	24	1.0	135,283	1.0	135,283	1.0	135,283
0635-Guardian Ad Litem II	20	1.0	80,496	1.0	84,168	1.0	84,168
5256-Finance Director/Public Guard	22	1.0	122,741	1.0	122,741	1.0	122,741
		5.0	\$533,538	5.0	\$537,210	5.0	\$537,210
10550-Appeals							
0508-Court Coordinator II	17	1.0	82,584	1.0	82,584	1.0	82,584
0635-Guardian Ad Litem II	20	3.0	276,447	3.0	277,931	3.0	277,931
0636-Guardian Ad Litem III	22	2.0	213,081	2.0	217,383	2.0	217,383
0643-Guardian Ad Litem IV	24	1.0	128,000	1.0	128,000	1.0	128,000
		7.0	\$700,112	7.0	\$705,899	7.0	\$705,899
11550-Child Advocate Unit (CAU)							
0047-Admin Assistant II	14	1.0	61,865	1.0	61,865	1.0	61,865
0050-Administrative Assistant IV	18	1.0	88,469	1.0	88,469	1.0	88,469
0508-Court Coordinator II	17	1.0	81,590	1.0	82,584	1.0	82,584
0636-Guardian Ad Litem III	22	2.0	241,191	2.0	243,580	2.0	243,580
0640-Investigator III	18	1.0	88,469	1.0	88,469	1.0	88,469
0936-Stenographer V	13	1.0	62,024	1.0	62,024	1.0	62,024
1519-Caseworker II Public Grdian	PG1	1.0	57,770	1.0	53,545	1.0	53,545
1520-Caseworker III Public Grdian	PG2	12.0	933,122	12.0	912,302	12.0	912,302
5254-Casework Supervisor/Pub Guard	20	1.0	101,548	1.0	101,550	1.0	101,550
		21.0	\$1,716,047	21.0	\$1,694,388	21.0	\$1,694,388
13050-Domestic Relations Division							
0634-Guardian Ad Litem I	18	1.0	84,440	1.0	84,440	1.0	84,440
0635-Guardian Ad Litem II	20	4.0	402,565	4.0	365,903	4.0	365,903
0636-Guardian Ad Litem III	22	2.0	218,702	2.0	220,638	2.0	220,638
0643-Guardian Ad Litem IV	24	1.0	127,999	1.0	127,999	1.0	127,999
		8.0	\$833,706	8.0	\$798,981	8.0	\$798,981
14800-Home Care - Adult Guardianship							
0047-Admin Assistant II	14	1.0	66,591	1.0	66,591	1.0	66,591
0508-Court Coordinator II	17	0.5	33,586	0.5	34,354	0.5	34,354
1519-Caseworker II Public Grdian	PG1	-	-	1.0	53,545	1.0	53,545
5308-Homecare Coordinator-Pub Guard	20	1.0	90,683	1.0	92,509	1.0	92,509
7949-Case Mgr Coord - CJ	19	1.0	85,423	1.0	87,144	1.0	87,144
		3.5	\$276,283	4.5	\$334,144	4.5	\$334,144
15050-Information Technology							
0047-Admin Assistant II	14	1.0	60,979	1.0	61,865	1.0	61,865
0634-Guardian Ad Litem I	18	1.0	79,744	1.0	81,355	1.0	81,355
		2.0	\$140,723	2.0	\$143,221	2.0	\$143,221
18180-Property Section							
0047-Admin Assistant II	14	1.0	61,865	1.0	61,865	1.0	61,865
0635-Guardian Ad Litem II	20	1.0	94,534	1.0	96,444	1.0	96,444
0639-Investigator II	16	2.0	136,498	2.0	140,113	2.0	140,113

PERSONAL SERVICES - SUMMARY OF POSITIONS BY PROGRAM AND JOB CODE

Job Code/Title	Grade	2021 Approved & Adopted		2022 Department Request		2022 President's Recommendation	
		FTE Pos.	Salaries	FTE Pos.	Salaries	FTE Pos.	Salaries
1519-Caseworker II Public Grdian	PG1	1.0	81,195	1.0	81,195	1.0	81,195
5891-Investigation Coordinator	17	1.0	82,584	1.0	82,584	1.0	82,584
		6.0	\$456,676	6.0	\$462,201	6.0	\$462,201
35015-Asset Custody and Investigations, and Annual Court Accounting							
0047-Admin Assistant II	14	1.0	62,326	1.0	64,360	1.0	64,360
0048-Administrative Assistant III	16	1.0	66,743	1.0	68,461	1.0	68,461
0635-Guardian Ad Litem II	20	1.0	101,548	1.0	101,550	1.0	101,550
0636-Guardian Ad Litem III	22	1.0	103,044	1.0	105,125	1.0	105,125
0638-Investigator I	14	1.0	61,865	1.0	61,865	1.0	61,865
0936-Stenographer V	13	2.0	112,865	2.0	114,835	2.0	114,835
		7.0	\$508,391	7.0	\$516,196	7.0	\$516,196
35245-Financial Recovery							
0635-Guardian Ad Litem II	20	1.0	101,548	1.0	101,550	1.0	101,550
0636-Guardian Ad Litem III	22	1.0	122,741	1.0	122,741	1.0	122,741
		2.0	\$224,288	2.0	\$224,291	2.0	\$224,291
35250-Financial Services							
0047-Admin Assistant II	14	1.0	66,591	1.0	66,591	1.0	66,591
0050-Administrative Assistant IV	18	1.0	88,469	1.0	88,469	1.0	88,469
0142-Accountant II	13	1.0	62,024	1.0	62,024	1.0	62,024
0251-Business Manager I	18	1.0	83,879	1.0	84,440	1.0	84,440
0508-Court Coordinator II	17	0.5	33,586	0.5	34,354	0.5	34,354
0634-Guardian Ad Litem I	18	-	-	1.0	62,598	1.0	62,598
0636-Guardian Ad Litem III	22	1.0	78,934	1.0	80,947	1.0	80,947
0936-Stenographer V	13	1.0	62,024	1.0	62,024	1.0	62,024
		6.5	\$475,507	7.5	\$541,445	7.5	\$541,445
35320-Legal Services (Juvenile)							
0048-Administrative Assistant III	16	3.0	227,200	3.0	227,200	3.0	227,200
0508-Court Coordinator II	17	3.0	240,397	4.0	304,871	4.0	304,871
0634-Guardian Ad Litem I	18	14.0	918,775	20.0	1,294,203	20.0	1,294,203
0635-Guardian Ad Litem II	20	32.8	2,600,025	32.8	2,640,116	32.8	2,640,116
0636-Guardian Ad Litem III	22	10.0	1,169,580	10.0	1,175,841	10.0	1,175,841
0639-Investigator II	16	1.0	54,786	1.0	57,084	1.0	57,084
0640-Investigator III	18	1.0	82,187	1.0	82,187	1.0	82,187
0643-Guardian Ad Litem IV	24	2.0	256,001	2.0	256,001	2.0	256,001
1105-Computer Operator V	20	0.6	59,793	0.6	60,930	0.6	60,930
1519-Caseworker II Public Grdian	PG1	2.0	132,765	2.0	135,375	2.0	135,375
1520-Caseworker III Public Grdian	PG2	-	-	1.0	57,483	1.0	57,483
1615-Psychologist V	22	1.0	115,565	1.0	117,894	1.0	117,894
6313-Supervisor of Investigations	20	1.0	101,548	1.0	101,550	1.0	101,550
		71.4	\$5,958,622	79.4	\$6,510,735	79.4	\$6,510,735
35325-Legal Services (Persons with Disabilities)							
0634-Guardian Ad Litem I	18	1.0	63,994	1.0	65,286	1.0	65,286
0635-Guardian Ad Litem II	20	12.0	1,048,960	12.0	1,063,418	12.0	1,063,418
0636-Guardian Ad Litem III	22	5.0	578,091	5.0	584,797	5.0	584,797
0643-Guardian Ad Litem IV	24	1.0	128,019	1.0	128,019	1.0	128,019
5255-Case Management Supervisor/PG	22	1.0	118,432	1.0	120,821	1.0	120,821
		20.0	\$1,937,496	20.0	\$1,962,341	20.0	\$1,962,341
35335-Management- Juvenile Division & Adult Guardianship Division							
0559-Deputy Public Guardian	24	2.0	296,041	2.0	296,041	2.0	296,041
0631-Public Guardian		1.0	201,022	1.0	201,022	1.0	201,022
0633-Attorney - Public Guardian	24	1.0	135,300	1.0	135,300	1.0	135,300

PERSONAL SERVICES - SUMMARY OF POSITIONS BY PROGRAM AND JOB CODE

Job Code/Title	Grade	2021 Approved & Adopted		2022 Department Request		2022 President's Recommendation	
		FTE Pos.	Salaries	FTE Pos.	Salaries	FTE Pos.	Salaries
5257-Assistant Public Guardian	24	1.0	135,282	1.0	135,282	1.0	135,282
		5.0	\$767,645	5.0	\$767,645	5.0	\$767,645
35455-Public Benefits and Intake							
0047-Admin Assistant II	14	1.0	63,419	1.0	63,419	1.0	63,419
0048-Administrative Assistant III	16	1.0	57,485	1.0	59,927	1.0	59,927
0508-Court Coordinator II	17	1.0	82,584	1.0	82,584	1.0	82,584
0636-Guardian Ad Litem III	22	2.0	245,482	2.0	245,482	2.0	245,482
1519-Caseworker II Public Grdian	PG1	1.0	77,527	1.0	78,048	1.0	78,048
5254-Casework Supervisor/Pub Guard	20	1.0	94,764	1.0	96,679	1.0	96,679
		7.0	\$621,261	7.0	\$626,139	7.0	\$626,139
35575-Supportive Services							
0046-Admin Assistant I	12	5.0	257,079	5.0	261,792	5.0	261,792
0047-Admin Assistant II	14	2.0	128,998	2.0	131,116	2.0	131,116
0048-Administrative Assistant III	16	2.0	153,908	2.0	153,908	2.0	153,908
0050-Administrative Assistant IV	18	1.0	88,469	1.0	88,469	1.0	88,469
0143-Accountant III	15	1.0	71,691	1.0	71,691	1.0	71,691
0251-Business Manager I	18	2.0	168,879	2.0	168,879	2.0	168,879
0556-Law Clerk I	14	1.0	65,868	1.0	66,591	1.0	66,591
0638-Investigator I	14	1.0	66,591	1.0	66,591	1.0	66,591
0907-Clerk V	11	3.0	117,437	3.0	108,306	3.0	108,306
0936-Stenographer V	13	6.0	364,790	6.0	365,524	6.0	365,524
		24.0	\$1,483,711	24.0	\$1,482,868	24.0	\$1,482,868
Total Salaries and Positions		208.4	\$17,677,823	219.4	\$18,399,668	219.4	\$18,399,668
Turnover Adjustment		-	(1,015,007)	-	(551,990)	-	(551,990)
Operating Fund Totals		208.4	\$16,662,816	219.4	\$17,847,678	219.4	\$17,847,678

PERSONAL SERVICES - SUMMARY OF POSITIONS BY GRADE

Salary Grade	2021 Approved & Adopted		2022 Department Request		2022 President's Recommendation	
	FTE Pos.	Salaries	FTE Pos.	Salaries	FTE Pos.	Salaries
11	3.0	117,437	3.0	108,306	3.0	108,306
12	5.0	257,079	5.0	261,792	5.0	261,792
13	11.0	663,726	11.0	666,430	11.0	666,430
14	13.0	833,552	13.0	839,313	13.0	839,313
15	1.0	71,691	1.0	71,691	1.0	71,691
16	10.0	696,620	10.0	706,693	10.0	706,693
17	8.0	636,912	9.0	703,917	9.0	703,917
18	26.0	1,924,242	33.0	2,365,731	33.0	2,365,731
19	1.0	85,423	1.0	87,144	1.0	87,144
20	63.4	5,448,660	63.4	5,482,292	63.4	5,482,292
22	30.0	3,435,821	30.0	3,468,409	30.0	3,468,409
24	10.0	1,341,925	10.0	1,341,925	10.0	1,341,925
PG1	5.0	349,257	6.0	401,708	6.0	401,708
PG2	21.0	1,614,455	23.0	1,693,294	23.0	1,693,294
	1.0	201,022	1.0	201,022	1.0	201,022
Total Salaries and Positions	208.4	\$17,677,823	219.4	\$18,399,668	219.4	\$18,399,668
Turnover Adjustment	-	\$(1,015,007)	-	\$(551,990)	-	\$(551,990)
Operating Funds Total	208.4	\$16,662,816	219.4	\$17,847,678	219.4	\$17,847,678

MISSION

The Forensic Clinical Services Department provides the court with independent and unbiased forensic evaluations and testimonies concerning adult criminal defendants, conducted pursuant to orders of the court.

MANDATES

Forensic evaluations are conducted pursuant to court order, and the results of evaluations and clinical opinions, submitted in written form or oral testimony, are submitted directly to the court. The Department uses a multi-disciplinary model in the delivery of clinical services, including psychiatric, psychological and social service elements. The clinic provides the court with independent clinical opinions crucial to judicial decision-making.

**OPERATIONAL HIGHLIGHTS:
2021 INITIATIVES AND OUTCOMES**

The early part of 2020 brought about unexpected and unprecedented restrictions/limitations in clinic operations due to health and safety concerns from the pandemic. These restrictions impacted both court-ordered clinical evaluations and court expert testimonies. However, by last summer, the clinic implemented videoconferencing technology for conducting remote forensic evaluations and providing court testimonies. As the months progressed, it also became necessary to develop and implement several new clinical protocols to address different populations, i.e. those housed in Cook County Corrections and IDOC, Illinois Department of Human Services patients housed in medical facilities, and those at home, released on bond, under electronically monitoring, etc.

Between July 2020 and the end of June 2021, psychiatrists and psychologists completed 580 forensic evaluations, provided 93 court testimonies (48 in-court and 19 remotely), and developed 261 psycho-social reports.

**OPERATIONAL OPPORTUNITIES:
2022 INITIATIVES AND GOALS**

While the pandemic has restricted operations, the clinic’s clinical work remains critical, as private-sector alternatives are prohibitively expensive. The goal for FY2022 will be to stay current with casework with limited resources, while hiring professional staff, who left employment for higher compensation in the private sector.

Performance Metric Name	2019 Actual	2020 Actual	2021 Target	2021 Projection	2022 Target
Total number of psychiatric evaluations completed in the fiscal period	721	279	300	350	400
Average number of evaluations completed per psychiatrist in the fiscal period	262	69	125	146	125
Total number of psychological evaluations completed in the fiscal period	774	354	350	400	425
Average number of evaluations completed per psychologist in the fiscal period	119	51	70	80	85
Total number of psychosocial evaluations completed in the fiscal period	687	290	500	450	500
Average number of evaluations completed per social worker in the fiscal period	137	58	100	90	100

BUDGET HIGHLIGHTS

- The Department's budget request accounts for increases in the salaries of certain key positions. Certain of these, for psychiatrists, are proposed to make the salaries competitive the market.

Fund Category	Appropriations (\$ thousands)			
	2019 Adopted	2020 Adopted	2021 Adopted	2022 Recommended
Public Safety Fund	2,764	2,910	2,723	2,965
Total Funds	2,764	2,910	2,723	2,965
Expenditures by Type				
Personnel	2,724	2,878	2,698	2,939
Non Personnel	39	33	24	26
Total Funds	2,764	2,910	2,723	2,965
FTE Positions	24.8	24.8	24.8	24.8

	Program Description	2021		2022	
		FTE Pos.	Adopted	FTE Pos.	Appropriation
10155-Administration	Supervises departmental operations and manages administrative functions	0.0	0	0.0	5,789
18275-Psychiatry	Conducts psychiatric examinations on individuals referred from the Circuit Court of Cook County, and provide expert-witness court testimony and consultations to other professionals and the Court.	9.8	1,277,153	9.8	1,512,783
18330-Psychology	Performs diagnostic forensic examinations of adult criminal cases ordered by the Court and submit formal written reports and provide expert witness in-court testimony.	8.5	846,256	8.5	867,331
19395-Social Services	Conducts psychosocial histories with relatives/collaterals of defendants undergoing court ordered forensic psychiatric evaluations pertaining to mental health issues.	6.5	596,390	6.5	578,875
20192-COVID-19	Expenses associated with mitigating the effects and spread of COVID-19, not otherwise required as part of the County's normal operations.	0.0	2,800	0.0	0
Total		24.8	2,722,599	24.8	2,964,778

DISTRIBUTION BY APPROPRIATION CLASSIFICATION

Account	2021 Approved & Adopted	Department Request	President's Recommendation	Difference
Personal Services				
501005-Salaries and Wages of Employees With Benefits	2,288,394	2,546,061	2,546,061	257,667
501165-Planned Salary Adjustment	31,092	8,089	8,089	(23,003)
501510-Mandatory Medicare Cost	34,598	38,659	38,659	4,061
501585-Insurance Benefits	338,211	334,966	334,966	(3,245)
501765-Professional Develop/Fees	3,000	6,000	6,000	3,000
501835-Transportation and Travel Expenses	3,000	5,000	5,000	2,000
Personal Services Total	2,698,295	2,938,776	2,938,776	240,480
Contractual Service				
520485-Graphics and Reproduction Services	500	500	500	0
521200-Laboratory Testing and Analysis	-	500	500	500
Contractual Service Total	500	1,000	1,000	500
Supplies & Materials				
530170-Institutional Supplies	2,800	-	-	(2,800)
530600-Office Supplies	6,000	9,000	9,000	3,000
530635-Books, Periodicals and Publish	2,500	2,500	2,500	0
530700-Multimedia Supplies	2,500	3,000	3,000	500
Supplies & Materials Total	13,800	14,500	14,500	700
Operations & Maintenance				
540129-Maintenance and Subscription Services	6,469	6,967	6,967	498
Operations & Maintenance Total	6,469	6,967	6,967	498
Rental & Leasing				
550029-Countywide Office and Data Processing Equip Rental	3,535	3,535	3,535	0
Rental & Leasing Total	3,535	3,535	3,535	0
Operating Funds Total	2,722,599	2,964,778	2,964,778	242,179

PERSONAL SERVICES - SUMMARY OF POSITIONS BY PROGRAM AND JOB CODE

Job Code/Title	Grade	2021 Approved & Adopted		2022 Department Request		2022 President's Recommendation	
		FTE Pos.	Salaries	FTE Pos.	Salaries	FTE Pos.	Salaries
18275-Psychiatry							
0047-Admin Assistant II	14	1.5	82,436	1.5	83,793	1.5	83,793
0048-Administrative Assistant III	16	0.5	33,817	0.5	34,498	0.5	34,498
0508-Court Coordinator II	17	0.5	37,713	0.5	38,475	0.5	38,475
0603-Forensic Psychiatrist	K	4.3	733,236	4.3	976,695	4.3	976,695
0907-Clerk V	11	1.5	67,637	1.5	70,698	1.5	70,698
0935-Stenographer IV	11	1.0	37,004	1.0	34,301	1.0	34,301
1786-Med Div Chair Psychiatry	K	0.5	157,429	0.5	174,138	0.5	174,138
		9.8	\$1,149,272	9.8	\$1,412,598	9.8	\$1,412,598
18330-Psychology							
0047-Admin Assistant II	14	1.0	52,659	1.0	53,081	1.0	53,081
0508-Court Coordinator II	17	0.5	37,713	0.5	38,475	0.5	38,475
0907-Clerk V	11	1.5	67,637	1.5	70,698	1.5	70,698
0935-Stenographer IV	11	1.0	37,004	1.0	34,301	1.0	34,301
1619-Psychologist III	22	4.0	394,934	4.0	405,253	4.0	405,253
1786-Med Div Chair Psychiatry	K	0.5	157,429	0.5	174,138	0.5	174,138
		8.5	\$747,377	8.5	\$775,946	8.5	\$775,946
19395-Social Services							
0047-Admin Assistant II	14	0.5	29,777	0.5	30,711	0.5	30,711
0048-Administrative Assistant III	16	0.5	33,817	0.5	34,498	0.5	34,498
0051-Administrative Assistant V	20	1.0	101,548	-	-	-	-
0603-Forensic Psychiatrist	K	0.5	83,052	0.5	84,725	0.5	84,725
0618-Legal Systems Analyst	22	-	-	1.0	76,043	1.0	76,043
1515-Caseworker V	18	4.0	241,232	-	-	-	-
1534-Social Caseworker IV	20	-	-	4.0	251,647	4.0	251,647
		6.5	\$489,425	6.5	\$477,624	6.5	\$477,624
Total Salaries and Positions		24.8	\$2,386,074	24.8	\$2,666,167	24.8	\$2,666,167
Turnover Adjustment		-	(97,680)	-	(120,106)	-	(120,106)
Operating Fund Totals		24.8	\$2,288,394	24.8	\$2,546,061	24.8	\$2,546,061

PERSONAL SERVICES - SUMMARY OF POSITIONS BY GRADE

Salary Grade	2021 Approved & Adopted		2022 Department Request		2022 President's Recommendation	
	FTE Pos.	Salaries	FTE Pos.	Salaries	FTE Pos.	Salaries
11	5.0	209,283	5.0	209,999	5.0	209,999
14	3.0	164,871	3.0	167,585	3.0	167,585
16	1.0	67,634	1.0	68,996	1.0	68,996
17	1.0	75,426	1.0	76,949	1.0	76,949
18	4.0	241,232	-	-	-	-
20	1.0	101,548	4.0	251,647	4.0	251,647
22	4.0	394,934	5.0	481,295	5.0	481,295
K	5.8	1,131,146	5.8	1,409,695	5.8	1,409,695
Total Salaries and Positions	24.8	\$2,386,074	24.8	\$2,666,167	24.8	\$2,666,167
Turnover Adjustment	-	\$(97,680)	-	\$(120,106)	-	\$(120,106)
Operating Funds Total	24.8	\$2,288,394	24.8	\$2,546,061	24.8	\$2,546,061

MISSION

The Social Service Department of the Circuit Court of Cook County (SSD) is a community corrections and court service agency mandated to monitor adult felony and misdemeanor offenders and help them satisfy court-ordered conditions thereby restoring offenders to “useful citizenship.”

MANDATES

The department follows mandates of the Illinois Supreme Court, The Circuit Court of Cook County, and the Illinois Legislature to assess, monitor, and direct adult felony and misdemeanor offenders in satisfying court-ordered conditions and payment of restitution and penalties pursuant to the Probation and Probation Officers Act, 110/.01-110/18. The department employs evidence-based practices to reduce recidivism and provide safer communities.

OPERATIONAL HIGHLIGHTS: 2021 INITIATIVES AND OUTCOMES

SSD continued to work within the new landscape of socially distant case-work services in 2021, while anticipating the ability to incorporate what has been learned to better serve its clients. SSD will begin to implement home visits for caseworkers to enhance their effectiveness in working with clients. SSD will train staff and obtain the necessary tools to implement home visits and perform them safely. SSD has partnered with the Adult Probation Department to obtain a grant to fund a project using alternative ways to assess Domestic Violence cases and provide targeted client-centered services, namely using the EPICS model as a supervision strategy to teach offenders coping skills to use when dealing with stressors and conflict. FY2021 saw the addition of a fourth Restorative Justice Community Court to address specific drug charges throughout the community, as the Chief Judge continues to expand the program. The Victim Impact Panel (VIP), Partner Abuse Intervention Program (PAIP) and Empowerment Parenting Program moved from in-person to virtual platforms, making it possible for clients to continue to meet their court-ordered mandates. The percentage of offenders successfully completing the program remained comparable to previous years.

OPERATIONAL OPPORTUNITIES: 2022 INITIATIVES AND GOALS

In FY2022, SSD anticipates a gradual return to pre-pandemic case levels, which will allow the department to incorporate ideas and best practices learned throughout the last two years. The department will work to increase efficiency and control costs related to case management and supervision. The department will be implementing new case management systems as well as evolving and modernizing business practices for fee collection. SSD has partnered with the Cook County State’s Attorney’s office and Family Rescue to provide Partner Abuse Intervention Services to non-sentenced individuals; allowing those individuals services without having to be convicted to qualify for services. This will include work with the perpetrator as well as a victim service agency to ensure an inclusive treatment experience. During the pandemic, many community service work sites closed, which created a hardship for those defendants that have transportation issues or language barriers. The goal for FY2022 is to explore and develop additional community service work sites that can accommodate defendants based on time availability, need, and geographic accessibility. As government guidelines change, the department will make adjustments in order to provide services and to maintain the integrity of programming.

Performance Metric Name	2019 Actual	2020 Actual	2021 Target	2021 Projection	2022 Target
Percentage of total cases terminated satisfactorily during	79%	79%	84%	80%	80%
Average caseload per DUI caseworker at the end of the fiscal period	49	47	50	50	50
Cost per Domestic Violence client per fiscal period	\$1,476	\$2,252	\$1,500	\$1,500	\$1,500
Active diversified case total at the end of the fiscal period	4,985	4,549	5,000	5,000	5,000
Total cost per client in the diversified caseload in the fiscal period	\$655	\$791	\$650	\$800	\$650

BUDGET HIGHLIGHTS

- Caseworkers will begin to include fieldwork in monitoring their clients.
- SSD has developed a partnership with the Juvenile Probation Department to bridge services for youthful offenders.
- Victim Impact Panels will be returned to in person in FY 2022.
- SSD will assume the DUI evaluations and monitoring work, currently conducted by a private agency effective February 1, 2022.

Fund Category	Appropriations (\$ thousands)			
	2019 Adopted	2020 Adopted	2021 Adopted	2022 Recommended
Public Safety Fund	14,229	15,118	15,295	17,077
Special Purpose Funds	0	0	0	539
Total Funds	14,229	15,118	15,295	17,616
Expenditures by Type				
Personnel	16,455	17,323	17,554	19,363
Non Personnel	(2,226)	(2,205)	(2,258)	(1,747)
Total Funds	14,229	15,118	15,295	17,616
FTE Positions	189.0	212.0	207.0	226.0

Program Description	2021		2022		
	FTE Pos.	Adopted	FTE Pos.	Appropriation	
10155-Administration	Supervises departmental operations and manages administrative functions	11.0	(1,054,905)	11.0	(431,536)
11705-Clerical Support Services	Performs data entry tasks and reception duties including answering, screening and directing calls.	18.0	1,082,101	24.6	1,433,748
11985-Community Service	Uncompensated labor for a not-for-profit organization or public body ordered by the court for community benefit	10.7	858,772	8.1	732,092
12385-Court Liaisons	Provides general support in a variety of legal proceedings, including sentencing, program court orders and progress reports	20.7	1,921,026	22.2	2,306,196
16420-Non-Reporting Casework	Maintains relationships with numerous worksites in communities throughout Cook County while case managing defendants sentenced to perform community service as an alternative to incarceration.	4.3	382,999	4.7	473,294
20192-COVID-19	Expenses associated with mitigating the effects and spread of COVID-19, not otherwise required as part of the County's normal operations.	0.0	42,460	0.0	0
35135-Diversified Caseload Program	Provides supervision and specialized interventions to individuals found guilty by the court of a variety of offenses, encompassing a multitude of felony, misdemeanor, traffic and ordinance offenses.	39.3	3,739,556	40.1	3,650,472
35150-Domestic Violence and Sex Offender Program	Provides supervision and group intervention to individuals found guilty of violent behavior against an intimate partner also a highly structured, intensive supervision program for sex offenders.	23.4	2,238,335	24.6	2,348,619
35155-Driving Under the Influence (DUI) Program	Provides services to defendants who are found guilty of DUI, in addition the program includes comprehensive intervention services for substance abusing females charged with the offense of DUI.	19.1	1,672,848	24.0	1,972,259
35685-Englewood Community Court	Responsible for supervising young adults age 18-26 years old who have been convicted of a non-violent offense and have only one prior felony conviction to help them think and behave differently.	11.5	634,876	7.7	501,347
35695-Public Safety Assessment Program	Will be dedicated to performing a PSA risk assessment on all misdemeanor defendants held in custody pending their initial bond hearing at the Chicago Branch Courts 23, 29, 34, and 43.	49.0	3,777,380	53.0	4,090,480
60162-ARPA - Revenue Loss	Use of ARPA SLFRF funds for the provision of government services to the extent of reduction in revenue as determined by Dept. of Treasury calculation for revenue loss.	0.0	0	6.0	539,072
Total		207.0	15,295,447	226.0	17,616,043

DISTRIBUTION BY APPROPRIATION CLASSIFICATION

Account	2021 Approved & Adopted	Department Request	President's Recommendation	Difference
Personal Services				
501005-Salaries and Wages of Employees With Benefits	13,886,023	15,493,154	15,128,563	1,242,540
501165-Planned Salary Adjustment	60,981	11,266	11,266	(49,715)
501210-Planned Overtime Compensation	88,800	140,000	140,000	51,200
501510-Mandatory Medicare Cost	218,504	231,599	226,312	7,808
501585-Insurance Benefits	3,240,146	3,261,030	3,261,030	20,884
501765-Professional Develop/Fees	46,063	50,000	50,000	3,937
501835-Transportation and Travel Expenses	13,001	7,000	7,000	(6,001)
Personal Services Total	17,553,518	19,194,048	18,824,171	1,270,653
Contractual Service				
520149-Communication Services	930	30,677	30,677	29,747
521200-Laboratory Testing and Analysis	-	47,060	47,060	47,060
Contractual Service Total	930	77,737	77,737	76,807
Supplies & Materials				
530170-Institutional Supplies	42,460	-	-	(42,460)
530600-Office Supplies	8,000	8,000	8,000	0
530635-Books, Periodicals and Publish	65,900	58,819	58,819	(7,081)
530700-Multimedia Supplies	8,500	8,652	8,652	152
Supplies & Materials Total	124,860	75,471	75,471	(49,389)
Operations & Maintenance				
540129-Maintenance and Subscription Services	51,682	60,423	60,423	8,741
Operations & Maintenance Total	51,682	60,423	60,423	8,741
Rental & Leasing				
550029-Countywide Office and Data Processing Equip Rental	19,892	19,893	19,893	1
Rental & Leasing Total	19,892	19,893	19,893	1
Contingencies & Special Purpose				
580379-Appropriation Adjustments	(578,900)	(1,690,200)	(1,690,200)	(1,111,300)
580419-Appropriation Transfer	(1,876,534)	(290,524)	(290,524)	1,586,010
Contingencies & Special Purpose Total	(2,455,434)	(1,980,724)	(1,980,724)	474,710
Operating Funds Total	15,295,447	17,446,848	17,076,971	1,781,524

PERSONAL SERVICES - SUMMARY OF POSITIONS BY PROGRAM AND JOB CODE

Job Code/Title	Grade	2021 Approved & Adopted		2022 Department Request		2022 President's Recommendation	
		FTE Pos.	Salaries	FTE Pos.	Salaries	FTE Pos.	Salaries
10155-Administration							
0047-Admin Assistant II	14	1.0	57,212	1.0	57,755	1.0	57,755
0048-Administrative Assistant III	16	2.0	131,000	3.0	201,327	3.0	201,327
0050-Administrative Assistant IV	18	1.0	82,187	1.0	82,187	1.0	82,187
0618-Legal Systems Analyst	22	1.0	122,741	1.0	90,577	1.0	90,577
1501-Asst Dir of Court Casework	23	1.0	124,775	1.0	127,289	1.0	127,289
1503-Director of Casework	24	1.0	138,134	1.0	138,134	1.0	138,134
1534-Social Caseworker IV	20	1.0	90,678	1.0	92,504	1.0	92,504
1578-Probation Officer V	22	2.0	219,980	2.0	221,939	2.0	221,939
6735-Clerk IV Chief Judge AFSCME	11	1.0	39,506	-	-	-	-
		11.0	\$1,006,213	11.0	\$1,011,712	11.0	\$1,011,712
11705-Clerical Support Services							
0907-Clerk V	11	5.0	233,962	4.0	198,248	4.0	198,248
0936-Stenographer V	13	2.0	105,396	4.0	217,265	4.0	217,265
0955-Data Entry Operator III/G11	11	1.0	54,076	1.0	54,076	1.0	54,076
1533-Social Caseworker III	PS3	-	-	0.4	39,644	0.4	39,644
1578-Probation Officer V	22	-	-	0.2	21,206	0.2	21,206
6735-Clerk IV Chief Judge AFSCME	11	10.0	462,437	15.0	655,455	15.0	655,455
		18.0	\$855,870	24.6	\$1,185,893	24.6	\$1,185,893
11985-Community Service							
0907-Clerk V	11	-	-	1.0	40,879	1.0	40,879
0936-Stenographer V	13	6.0	347,093	4.0	231,616	4.0	231,616
1531-Social Caseworker I	PS1	1.0	61,082	-	-	-	-
1533-Social Caseworker III	PS3	0.1	9,373	0.1	10,236	0.1	10,236
1539-Social Caseworker I- PSB	PSB	2.0	173,281	2.0	173,281	2.0	173,281
1540-Social Caseworker II- PSB	PSB	1.0	86,640	1.0	86,640	1.0	86,640
1578-Probation Officer V	22	0.6	60,264	-	-	-	-
		10.7	\$737,733	8.1	\$542,653	8.1	\$542,653
12385-Court Liaisons							
1531-Social Caseworker I	PS1	4.0	226,641	1.0	55,819	1.0	55,819
1533-Social Caseworker III	PS3	3.1	296,887	3.6	348,196	3.6	348,196
1539-Social Caseworker I- PSB	PSB	12.0	1,032,712	17.0	1,462,159	17.0	1,462,159
1578-Probation Officer V	22	1.6	160,223	0.6	63,270	0.6	63,270
		20.7	\$1,716,463	22.2	\$1,929,444	22.2	\$1,929,444
16420-Non-Reporting Casework							
0510-Court Coordinator III	18	1.0	56,081	1.0	88,030	1.0	88,030
1531-Social Caseworker I	PS1	-	-	1.0	63,675	1.0	63,675
1533-Social Caseworker III	PS3	0.3	29,247	0.6	59,211	0.6	59,211
1539-Social Caseworker I- PSB	PSB	3.0	248,596	2.0	165,695	2.0	165,695
1578-Probation Officer V	22	-	-	0.1	10,072	0.1	10,072
		4.3	\$333,924	4.7	\$386,682	4.7	\$386,682
35135-Diversified Caseload Program							
1531-Social Caseworker I	PS1	7.0	382,012	13.5	780,239	13.5	780,239
1533-Social Caseworker III	PS3	5.6	524,070	4.6	436,818	4.6	436,818
1539-Social Caseworker I- PSB	PSB	24.5	2,096,479	19.0	1,586,529	19.0	1,586,529
1540-Social Caseworker II- PSB	PSB	2.0	172,429	2.0	169,705	2.0	169,705
1578-Probation Officer V	22	0.2	21,487	1.0	104,079	1.0	104,079
		39.3	\$3,196,477	40.1	\$3,077,370	40.1	\$3,077,370
35150-Domestic Violence and Sex Offender Program							
1531-Social Caseworker I	PS1	2.0	132,768	6.5	346,469	6.5	346,469
1533-Social Caseworker III	PS3	3.2	298,651	2.6	255,481	2.6	255,481

PERSONAL SERVICES - SUMMARY OF POSITIONS BY PROGRAM AND JOB CODE

Job Code/Title	Grade	2021 Approved & Adopted		2022 Department Request		2022 President's Recommendation	
		FTE Pos.	Salaries	FTE Pos.	Salaries	FTE Pos.	Salaries
1539-Social Caseworker I- PSB	PSB	12.0	982,919	9.0	739,215	9.0	739,215
1540-Social Caseworker II- PSB	PSB	6.0	514,563	6.0	516,266	6.0	516,266
1578-Probation Officer V	22	0.2	21,487	0.5	51,422	0.5	51,422
		23.4	\$1,950,387	24.6	\$1,908,853	24.6	\$1,908,853
35155-Driving Under the Influence (DUI) Program							
0934-Stenographer III	09	-	-	6.0	273,275	6.0	273,275
1531-Social Caseworker I	PS1	7.0	397,355	12.0	657,151	8.0	442,970
1533-Social Caseworker III	PS3	2.7	257,150	3.5	298,321	1.5	147,912
1539-Social Caseworker I- PSB	PSB	7.0	581,006	6.0	497,519	6.0	497,519
1540-Social Caseworker II- PSB	PSB	2.0	169,705	1.0	86,640	1.0	86,640
1578-Probation Officer V	22	0.4	42,974	1.5	153,200	1.5	153,200
		19.1	\$1,448,189	30.0	\$1,966,107	24.0	\$1,601,517
35685-Englewood Community Court							
0050-Administrative Assistant IV	18	1.0	79,986	-	-	-	-
1531-Social Caseworker I	PS1	10.0	494,574	5.0	248,372	5.0	248,372
1533-Social Caseworker III	PS3	-	-	0.6	45,123	0.6	45,123
1539-Social Caseworker I- PSB	PSB	0.5	41,532	1.0	84,223	1.0	84,223
1540-Social Caseworker II- PSB	PSB	-	-	1.0	86,640	1.0	86,640
1578-Probation Officer V	22	-	-	0.1	10,072	0.1	10,072
		11.5	\$616,093	7.7	\$474,430	7.7	\$474,430
35695-Public Safety Assessment Program							
0211-Administrator of Programs	22	1.0	122,741	1.0	101,527	1.0	101,527
1531-Social Caseworker I	PS1	36.0	2,114,272	38.0	2,201,920	38.0	2,201,920
1533-Social Caseworker III	PS3	5.0	480,953	6.0	526,085	6.0	526,085
1539-Social Caseworker I- PSB	PSB	4.0	324,993	7.0	573,007	7.0	573,007
1540-Social Caseworker II- PSB	PSB	1.0	85,789	1.0	86,640	1.0	86,640
6735-Clerk IV Chief Judge AFSCME	11	2.0	79,133	-	-	-	-
		49.0	\$3,207,880	53.0	\$3,489,179	53.0	\$3,489,179
Total Salaries and Positions		207.0	\$15,069,229	226.0	\$15,972,323	220.0	\$15,607,733
Turnover Adjustment		-	(1,183,206)	-	(479,170)	-	(479,170)
Operating Fund Totals		207.0	\$13,886,023	226.0	\$15,493,154	220.0	\$15,128,563

PERSONAL SERVICES - SUMMARY OF POSITIONS BY GRADE

Salary Grade	2021 Approved & Adopted		2022 Department Request		2022 President's Recommendation	
	FTE Pos.	Salaries	FTE Pos.	Salaries	FTE Pos.	Salaries
09	-	-	6.0	273,275	6.0	273,275
11	19.0	869,114	21.0	948,658	21.0	948,658
13	8.0	452,489	8.0	448,881	8.0	448,881
14	1.0	57,212	1.0	57,755	1.0	57,755
16	2.0	131,000	3.0	201,327	3.0	201,327
18	3.0	218,254	2.0	170,217	2.0	170,217
20	1.0	90,678	1.0	92,504	1.0	92,504
22	7.0	771,896	8.0	827,364	8.0	827,364
23	1.0	124,775	1.0	127,289	1.0	127,289
24	1.0	138,134	1.0	138,134	1.0	138,134
PS1	67.0	3,808,703	77.0	4,353,644	73.0	4,139,463
PS3	20.0	1,896,330	22.0	2,019,115	20.0	1,868,706
PSB	77.0	6,510,643	75.0	6,314,160	75.0	6,314,160
Total Salaries and Positions	207.0	\$15,069,229	226.0	\$15,972,323	220.0	\$15,607,733
Turnover Adjustment	-	\$(1,183,206)	-	\$(479,170)	-	\$(479,170)
Operating Funds Total	207.0	\$13,886,023	226.0	\$15,493,154	220.0	\$15,128,563

MISSION

Juvenile Probation is committed to creating safer neighborhoods through relationships, opportunities, and experiences that effectively promote hope, responsibility, and lawful behavior in children and young people, because successful childhoods lead to successful neighborhoods.

MANDATES

The Department operates in accordance with the laws governing its functions, including but not limited to, the Juvenile Court Act (705 ILCS 405/1 et seq); the Probation and Probation Officers Act (730 ILCS 110/0.01 et seq); and with the standards, rules, and policies promulgated by the Administrative Office of the Illinois Courts.

OPERATIONAL HIGHLIGHTS: 2021 INITIATIVES AND OUTCOMES

Due to pandemic-related exigencies FY21 initiatives and outcomes reflect unique circumstances that do not necessarily build upon the direction of the operation from previous years. Managing through the public health crisis has advanced the Department's ability to remain engaged with justice-involved populations via virtual technology and strategic field and office work that minimizes physical exposure of personnel and public to continue to maintain levels of case management, and keep youth out of detention and prison with community-based supervision and support. The Department seeks to build upon FY21 initiatives and outcomes in FY22 with a resumed focus on areas noted in the "2022 Initiatives and Goals Section."

OPERATIONAL OPPORTUNITIES: 2022 INITIATIVES AND GOALS

The Department remains committed to advancing in FY22 the goals thus far delayed in FY21 with the following initiatives: (1) The Probation System Review, (2) Case Management Core Correctional Practice (CCP), (3) Behavioral Health and Wellness, (4) Pre-Trial Services, and (5) Information Management/Continuous Quality Improvement. The Department will implement the recommendations from the Probation System Review, which RFK National Resource Center for Juvenile Justice and Council of States Government's Justice Center applied to this jurisdiction between FY18 and FY19. After adopting the revised statewide probation standards that took effect in 2020, the Department must also comply with the Administrative Office of Illinois Court's mandate to train all officers in Core Correctional Practices to improve youth outcomes. Therefore, the Department must resume investment in technical assistance and professional development to support successful implementation. The Department will focus on staffing Pre-Trial services to provide the court with information about the issues and service needs of the youth who present to the court. While continuing to expand behavioral health, screening, assessment, and direct services remain critical in FY22, particularly as Cook County Health and other human service providers emerge from the pandemic to provide additional capacity and expertise in this area.

Performance Metric Name	2019 Actual	2020 Actual	2021 Target	2021 Projection	2022 Target
Active probation/supervision cases, administered during the fiscal period	2,582	1,987	2,800	2,800	2,500
Average number of active cases per month per probation officer during the fiscal period	15	13	15	15	15
Department net annual cost per case of staff assigned to program number 35035 Youth Restorative Outreach and Care Coordination	\$4,146	\$4,784	\$3,102	\$4,086	\$4,486
Percentage of youth active on probation during the fiscal period who receive a new finding of delinquency	11%	13%	20%	15%	10%
Percentage of youth successfully completing probation in the fiscal period	89%	88%	85%	90%	90%

BUDGET HIGHLIGHTS

- JPD requests budget increase for the juvenile court clinic and reporting center services for youth due to expansion of services
- JPD requests budget increase for the temporary shelter services, due to new contract arrangements

Fund Category	Appropriations (\$ thousands)			
	2019 Adopted	2020 Adopted	2021 Adopted	2022 Recommended
Public Safety Fund	44,388	45,840	40,016	43,853
Grants	0	50	0	50
Total Funds	44,388	45,890	40,016	43,903
Expenditures by Type				
Personnel	35,260	35,449	32,320	33,359
Non Personnel	9,128	10,441	7,697	10,544
Total Funds	44,388	45,890	40,016	43,903
FTE Positions	374.0	373.0	329.0	330.0

Program Description	2021		2022	
	FTE Pos.	Adopted	FTE Pos.	Appropriation
11565-Child Protective Services	3.5	1,116,005	3.0	404,569
12315-Cost Reimbursement	0.0	75	0.0	0
10270-Administrative Support	36.6	1,968,219	36.0	2,826,524
12385-Court Liaisons	17.0	1,740,474	14.5	1,540,499
13590-Executive Administration	6.4	962,032	6.0	916,235
14930-Human Resources and Labor Relations	11.9	1,518,512	12.0	1,482,321
15295-JDAI/Program and Services Section	53.6	10,183,451	53.0	12,534,118
17990-Pretrial Services	9.1	967,868	11.5	1,146,100
20192-COVID-19	0.0	113,387	0.0	56,518
35035-Youth Restorative Outreach and Care Coordination	101.6	10,635,884	133.3	13,284,750
35070-Classification and Intake	43.8	4,398,374	12.7	1,881,385
35300-Positive Youth Development Services	24.8	2,612,487	25.0	2,696,347
35380-Probate Division Background Checks	0.2	14,977	0.0	6,534
35520-Youth Restorative Behavioral Health Services	20.5	3,477,245	22.0	5,076,857
21120-New/Replacement Capital Equipment	0.0	307,507	0.0	0
Grants	0.0	0	1.0	50,328
Total	329.0	40,016,497	330.0	43,903,085

DISTRIBUTION BY APPROPRIATION CLASSIFICATION

Account	2021 Approved & Adopted	Department Request	President's Recommendation	Difference
Personal Services				
501005-Salaries and Wages of Employees With Benefits	26,307,895	26,470,629	26,470,629	162,734
501165-Planned Salary Adjustment	(922,010)	310,674	310,674	1,232,684
501210-Planned Overtime Compensation	-	75,000	75,000	75,000
501510-Mandatory Medicare Cost	403,759	395,695	395,695	(8,064)
501540-Worker's Compensation	81,805	-	-	(81,805)
501585-Insurance Benefits	6,114,704	5,648,439	5,648,439	(466,265)
501765-Professional Develop/Fees	208,470	208,222	208,222	(248)
501835-Transportation and Travel Expenses	125,200	200,000	200,000	74,800
Personal Services Total	32,319,823	33,308,659	33,308,659	988,836
Contractual Service				
520149-Communication Services	231,164	261,541	261,541	30,377
520259-Postage	6,000	6,000	6,000	0
520469-Services For Minor/Indigent	2,116,677	2,891,852	2,891,852	775,175
520485-Graphics and Reproduction Services	16,800	16,800	16,800	0
521200-Laboratory Testing and Analysis	-	36,230	36,230	36,230
521300-Special or Coop Programs	4,180,334	6,570,947	6,570,947	2,390,613
521530-Non-Capitalizable Project Service Costs	307,507	-	-	(307,507)
Contractual Service Total	6,858,482	9,783,370	9,783,370	2,924,888
Supplies & Materials				
530100-Wearing Apparel	15,915	12,575	12,575	(3,340)
530170-Institutional Supplies	109,030	25,000	25,000	(84,030)
530600-Office Supplies	56,000	66,000	66,000	10,000
530635-Books, Periodicals and Publish	1,000	1,800	1,800	800
530700-Multimedia Supplies	9,500	7,000	7,000	(2,500)
531645-Computer and Data Processing Supplies	8,000	8,000	8,000	0
Supplies & Materials Total	199,445	120,375	120,375	(79,070)
Operations & Maintenance				
540129-Maintenance and Subscription Services	528,569	528,120	528,120	(449)
540245-Automotive Operations and Maintenance	58,500	60,555	60,555	2,055
Operations & Maintenance Total	587,069	588,675	588,675	1,606
Rental & Leasing				
550029-Countywide Office and Data Processing Equip Rental	51,678	51,678	51,678	0
Rental & Leasing Total	51,678	51,678	51,678	0
Operating Funds Total	40,016,497	43,852,757	43,852,757	3,836,260

PERSONAL SERVICES - SUMMARY OF POSITIONS BY PROGRAM AND JOB CODE

Job Code/Title	Grade	2021 Approved & Adopted		2022 Department Request		2022 President's Recommendation	
		FTE Pos.	Salaries	FTE Pos.	Salaries	FTE Pos.	Salaries
11565-Child Protective Services							
1578-Probation Officer V	22	0.2	22,282	-	-	-	-
1619-Psychologist III	22	3.3	361,327	3.0	327,896	3.0	327,896
		3.5	\$383,609	3.0	\$327,896	3.0	\$327,896
10270-Administrative Support							
0046-Admin Assistant I	12	16.0	907,171	16.0	877,748	16.0	877,748
0047-Admin Assistant II	14	3.0	194,964	3.0	178,886	3.0	178,886
0050-Administrative Assistant IV	18	1.0	69,140	1.0	70,534	1.0	70,534
0179-Programmer/Analyst II	18	1.0	67,228	1.0	68,583	1.0	68,583
0251-Business Manager I	18	2.0	118,726	2.0	131,617	2.0	131,617
0907-Clerk V	11	2.0	91,208	2.0	106,410	2.0	106,410
0955-Data Entry Operator III/G11	11	1.0	52,200	1.0	54,076	1.0	54,076
1570-Probation Officer II- PSB	PSB	0.6	50,912	-	-	-	-
1576-Probation Officer III	PS3	2.0	194,488	2.0	194,488	2.0	194,488
1578-Probation Officer V	22	1.0	107,930	1.0	110,106	1.0	110,106
6692-Executive Admin Assistant	15	1.0	60,732	1.0	61,954	1.0	61,954
6735-Clerk IV Chief Judge AFSCME	11	6.0	288,072	6.0	289,853	6.0	289,853
		36.6	\$2,202,771	36.0	\$2,144,256	36.0	\$2,144,256
12385-Court Liaisons							
1570-Probation Officer II- PSB	PSB	14.0	1,169,556	10.0	855,677	10.0	855,677
1574-Probation Officer I	PS1	-	-	0.5	27,909	0.5	27,909
1576-Probation Officer III	PS3	2.0	194,488	2.0	194,488	2.0	194,488
1578-Probation Officer V	22	1.0	120,318	1.0	109,131	1.0	109,131
7029-Probation Officer II-PSBY	PSB	-	-	1.0	83,189	1.0	83,189
		17.0	\$1,484,362	14.5	\$1,270,394	14.5	\$1,270,394
13590-Executive Administration							
0514-Court Systems Manager	23	1.0	126,470	1.0	79,932	1.0	79,932
1573-Director of Court Services	24	1.0	139,516	1.0	139,516	1.0	139,516
1578-Probation Officer V	22	4.4	543,473	4.0	377,295	4.0	377,295
		6.4	\$809,459	6.0	\$596,743	6.0	\$596,743
14930-Human Resources and Labor Relations							
0179-Programmer/Analyst II	18	1.0	52,310	1.0	70,558	1.0	70,558
0251-Business Manager I	18	1.0	78,464	1.0	80,049	1.0	80,049
1570-Probation Officer II- PSB	PSB	2.0	169,705	2.0	169,705	2.0	169,705
1576-Probation Officer III	PS3	3.0	291,732	3.0	291,732	3.0	291,732
1578-Probation Officer V	22	2.1	264,273	2.0	245,482	2.0	245,482
2381-Motor Vehicle Driver I	X	2.0	159,952	2.0	159,923	2.0	159,923
6692-Executive Admin Assistant	15	0.8	48,585	1.0	61,954	1.0	61,954
		11.9	\$1,065,022	12.0	\$1,079,404	12.0	\$1,079,404
15295-JDAI/Program and Services Section							
1570-Probation Officer II- PSB	PSB	30.4	2,523,084	30.0	2,497,594	30.0	2,497,594
1574-Probation Officer I	PS1	-	-	1.0	55,819	1.0	55,819
1576-Probation Officer III	PS3	6.0	583,465	6.0	555,146	6.0	555,146
1578-Probation Officer V	22	0.2	22,666	-	-	-	-
7029-Probation Officer II-PSBY	PSB	16.0	1,371,811	15.0	1,288,444	15.0	1,288,444
7041-Probation Officer III-Y	PS3	1.0	93,234	1.0	93,234	1.0	93,234
		53.6	\$4,594,260	53.0	\$4,490,236	53.0	\$4,490,236
17990-Pretrial Services							
1570-Probation Officer II- PSB	PSB	7.0	606,482	9.0	779,763	9.0	779,763
1574-Probation Officer I	PS1	-	-	0.5	27,909	0.5	27,909
1576-Probation Officer III	PS3	2.0	193,193	2.0	194,488	2.0	194,488

PERSONAL SERVICES - SUMMARY OF POSITIONS BY PROGRAM AND JOB CODE

Job Code/Title	Grade	2021 Approved & Adopted		2022 Department Request		2022 President's Recommendation	
		FTE Pos.	Salaries	FTE Pos.	Salaries	FTE Pos.	Salaries
1578-Probation Officer V	22	0.1	11,333	-	-	-	-
		9.1	\$811,008	11.5	\$1,002,161	11.5	\$1,002,161
35035-Youth Restorative Outreach and Care Coordination							
1570-Probation Officer II- PSB	PSB	77.2	6,403,302	98.0	8,115,257	98.0	8,115,257
1574-Probation Officer I	PS1	-	-	3.3	184,202	3.3	184,202
1576-Probation Officer III	PS3	19.8	1,896,753	26.0	2,390,519	26.0	2,390,519
1578-Probation Officer V	22	3.2	359,649	4.0	389,624	4.0	389,624
7029-Probation Officer II-PSBY	PSB	1.4	115,986	2.0	171,005	2.0	171,005
		101.6	\$8,775,690	133.3	\$11,250,607	133.3	\$11,250,607
35070-Classification and Intake							
1570-Probation Officer II- PSB	PSB	35.1	2,907,288	10.0	858,624	10.0	858,624
1574-Probation Officer I	PS1	-	-	1.7	94,892	1.7	94,892
1576-Probation Officer III	PS3	7.3	704,675	1.0	97,244	1.0	97,244
1578-Probation Officer V	22	0.8	88,184	-	-	-	-
7029-Probation Officer II-PSBY	PSB	0.6	49,708	-	-	-	-
		43.8	\$3,749,856	12.7	\$1,050,760	12.7	\$1,050,760
35300-Positive Youth Development Services							
0051-Administrative Assistant V	20	1.0	97,651	1.0	99,616	1.0	99,616
1570-Probation Officer II- PSB	PSB	17.3	1,440,685	15.0	1,257,094	15.0	1,257,094
1574-Probation Officer I	PS1	-	-	2.0	111,638	2.0	111,638
1576-Probation Officer III	PS3	4.3	416,134	4.0	388,977	4.0	388,977
1578-Probation Officer V	22	2.2	241,682	3.0	320,353	3.0	320,353
		24.8	\$2,196,152	25.0	\$2,177,678	25.0	\$2,177,678
35380-Probate Division Background Checks							
6692-Executive Admin Assistant	15	0.2	12,146	-	-	-	-
		0.2	\$12,146	-	-	-	-
35520-Youth Restorative Behavioral Health Services							
1570-Probation Officer II- PSB	PSB	15.4	1,229,663	15.0	1,209,301	15.0	1,209,301
1574-Probation Officer I	PS1	-	-	1.0	55,819	1.0	55,819
1576-Probation Officer III	PS3	2.6	244,323	3.0	283,221	3.0	283,221
1578-Probation Officer V	22	0.8	89,130	1.0	113,660	1.0	113,660
1619-Psychologist III	22	1.7	198,006	2.0	237,172	2.0	237,172
		20.5	\$1,761,121	22.0	\$1,899,173	22.0	\$1,899,173
Total Salaries and Positions		329.0	\$27,845,457	329.0	\$27,289,308	329.0	\$27,289,308
Turnover Adjustment		-	(1,537,562)	-	(818,679)	-	(818,679)
Operating Fund Totals		329.0	\$26,307,895	329.0	\$26,470,629	329.0	\$26,470,629

PERSONAL SERVICES - SUMMARY OF POSITIONS BY GRADE

Salary Grade	2021 Approved & Adopted		2022 Department Request		2022 President's Recommendation	
	FTE Pos.	Salaries	FTE Pos.	Salaries	FTE Pos.	Salaries
11	9.0	431,480	9.0	450,340	9.0	450,340
12	16.0	907,171	16.0	877,748	16.0	877,748
14	3.0	194,964	3.0	178,886	3.0	178,886
15	2.0	121,464	2.0	123,909	2.0	123,909
18	6.0	385,867	6.0	421,340	6.0	421,340
20	1.0	97,651	1.0	99,616	1.0	99,616
22	21.0	2,430,251	21.0	2,230,719	21.0	2,230,719
23	1.0	126,470	1.0	79,932	1.0	79,932
24	1.0	139,516	1.0	139,516	1.0	139,516
PS1	-	-	10.0	558,189	10.0	558,189
PS3	50.0	4,812,486	50.0	4,683,538	50.0	4,683,538
PSB	217.0	18,038,184	207.0	17,285,652	207.0	17,285,652
X	2.0	159,952	2.0	159,923	2.0	159,923
Total Salaries and Positions	329.0	\$27,845,457	329.0	\$27,289,308	329.0	\$27,289,308
Turnover Adjustment	-	\$(1,537,562)	-	\$(818,679)	-	\$(818,679)
Operating Funds Total	329.0	\$26,307,895	329.0	\$26,470,629	329.0	\$26,470,629

MISSION

The JTDC community provides a safe and secure environment that offers the highest quality of integrated services where youth are challenged to make positive changes in their lives.

MANDATES

Casey Foundation 2014 Juvenile Detention Alternative Initiative (JDAI) Standards

Federal Juvenile Justice Delinquency Prevention Act

Illinois Criminal Justice Information Authority

Abused and Neglected Child Reporting Act of 1975 325 ILCS 5/4

Illinois Juvenile Court Act of 1987

Prison Rape Elimination Act of 2003 (PREA)

Title 20: Corrections, Criminal Justice, and Law Enforcement, Chapter I: Department of Corrections, Subchapter f: County Standard

OPERATIONAL HIGHLIGHTS: 2021 INITIATIVES AND OUTCOMES

Continued successful COVID-19 mitigation and testing protocol with less than 2% positive test results

Continued success of the JTDC Behavior Modification Program (BMOD) and the Level 4 resident program

Room confinement continues to be reduced

Graduated a class of STAR Barber College students

Graduated a class of Nancy B. Jefferson School students

OPERATIONAL OPPORTUNITIES: 2022 INITIATIVES AND GOALS

Create and implement a 24-hour, 7 day a week, admission and release department

Ensure that 100% of staff complete all phases of the Think Trauma training.

Performance Metric Name	2019 Actual	2020 Actual	2021 Target	2021 Projection	2022 Target
Average caseload per caseworker in the fiscal period	22	16	18	18	18
Percentage of residents admitted who complete the PREA orientation process in the fiscal period	98%	100%	100%	100%	100%
Estimated percentage of residents who participate in Large Muscle Exercise program	100%	100%	100%	100%	100%
Percentage of all admissions and release data in the fiscal period entered into RMIS during the fiscal period	100%	100%	100%	100%	100%
Number of nursing health assessments completed in the fiscal period	7,299	6,982	4,414	7,351	4,414

BUDGET HIGHLIGHTS

- Successfully continued the COVID 19 testing and mitigation strategies to reduce virus transmission
- \$18M in state funding from Administrative Office of the Illinois Courts (AOIC) for salary subsidies
- Initiated a new PREA TIPS grant through the U.S. Department of Justice
- Proposed FY2022 budget includes a new unarmed security contract

Fund Category	Appropriations (\$ thousands)			
	2019 Adopted	2020 Adopted	2021 Adopted	2022 Recommended
Public Safety Fund	64,934	63,167	65,370	67,126
Grants	201	425	746	793
Total Funds	65,135	63,591	66,116	67,918
Expenditures by Type				
Personnel	59,983	59,121	60,970	60,819
Non Personnel	5,152	4,470	5,147	7,099
Total Funds	65,135	63,591	66,116	67,918
FTE Positions	617.8	610.8	604.3	574.3

Program Description	2021		2022		
	FTE Pos.	Adopted	FTE Pos.	Appropriation	
10155-Administration	Supervises departmental operations and manages administrative functions	30.5	6,396,868	30.5	8,327,074
19150-Security	Provides security functions for department.	136.0	14,127,514	132.0	14,438,764
20192-COVID-19	Expenses associated with mitigating the effects and spread of COVID-19, not otherwise required as part of the County's normal operations.	0.0	53,370	0.0	300,000
35225-Facility Management and Food Service	Provides facility management services such as keeping site clean and sanitized. Provides laundry services for residents and manages food service operations.	64.5	6,906,090	59.5	6,526,983
35230-Family Support Services	Provides services for residents allowing access to family, caseworkers, probation, lawyers, phone calls & other stakeholders. And casework to coordinate access, information & continuity of care.	1.5	131,268	1.0	58,162
35275-Health and Mental Health Care	Resident crisis interventions & medical assessments including dental care, mental health services & medical care. Provides supervision of residents on crisis watch and/or other medical care.	13.0	1,408,285	13.0	1,500,149
35285-Human Resources and Compliance	Manages HR services including the hiring process, new employee training and labor relations. Also ensures compliance with AOIC, PREA and detention standards through staff supervision and training.	9.5	907,546	9.5	861,686
35470-Recreation and Exercise Program	Provide direct care supervision & access for residents to library services, special educational services & exercise programs. Coordinates religious services, volunteer programs & gender programming.	6.5	680,409	6.5	688,373
35495-Resident Behavior Management	Behavior programming and case mgmt. for residents. Manages rules based system, rule violations mgmt. and a due process system for resident rule violations. Coord. & admin. resident behavior plans.	342.8	34,758,828	322.3	34,424,469
Grants	Federal, State, and Private agencies appropriated grant funds that support various programs and services	0.0	746,181	0.0	792,562
Total		604.3	66,116,359	574.3	67,918,222

DISTRIBUTION BY APPROPRIATION CLASSIFICATION

Account	2021 Approved & Adopted	Department Request	President's Recommendation	Difference
Personal Services				
501005-Salaries and Wages of Employees With Benefits	38,063,818	36,125,700	36,125,700	(1,938,118)
501165-Planned Salary Adjustment	6,400	16,950	16,950	10,550
501210-Planned Overtime Compensation	6,350,000	6,376,000	6,376,000	26,000
501510-Mandatory Medicare Cost	588,837	575,629	575,629	(13,208)
501540-Worker's Compensation	5,833,783	7,705,399	7,705,399	1,871,616
501585-Insurance Benefits	9,841,127	9,718,591	9,718,591	(122,536)
501765-Professional Develop/Fees	257,615	272,750	272,750	15,135
501835-Transportation and Travel Expenses	25,000	25,000	25,000	0
Personal Services Total	60,966,580	60,816,019	60,816,019	(150,561)
Contractual Service				
520049-Scavenger and Hazardous Materail Services	53,350	60,000	60,000	6,650
520149-Communication Services	20,444	23,042	23,042	2,598
520259-Postage	11,640	11,800	11,800	160
520279-Shipping and Freight Services	5,820	5,820	5,820	0
520485-Graphics and Reproduction Services	18,700	18,700	18,700	0
520825-Professional Services	650,000	2,644,592	2,644,592	1,994,592
521005-Professional Legal Expenses	200,000	200,000	200,000	0
521200-Laboratory Testing and Analysis	56,260	56,200	56,200	(60)
521300-Special or Coop Programs	9,700	10,000	10,000	300
Contractual Service Total	1,025,914	3,030,154	3,030,154	2,004,240
Supplies & Materials				
530005-Food Supplies	1,808,920	1,900,000	1,900,000	91,080
530100-Wearing Apparel	135,800	135,000	135,000	(800)
530170-Institutional Supplies	380,260	350,000	350,000	(30,260)
530600-Office Supplies	99,378	105,000	105,000	5,622
530635-Books, Periodicals and Publish	4,850	4,850	4,850	0
530700-Multimedia Supplies	17,240	17,240	17,240	0
530785-Medical, Dental and Laboratory Supplies	1,000	1,000	1,000	0
531645-Computer and Data Processing Supplies	40,000	40,000	40,000	0
Supplies & Materials Total	2,487,448	2,553,090	2,553,090	65,642
Operations & Maintenance				
540129-Maintenance and Subscription Services	1,125,571	1,127,014	1,127,014	1,443
540245-Automotive Operations and Maintenance	30,000	30,000	30,000	0
Operations & Maintenance Total	1,155,571	1,157,014	1,157,014	1,443
Rental & Leasing				
550029-Countywide Office and Data Processing Equip Rental	17,951	19,383	19,383	1,432
Rental & Leasing Total	17,951	19,383	19,383	1,432
Contingencies & Special Purpose				
580419-Appropriation Transfer	(283,286)	(450,000)	(450,000)	(166,714)
Contingencies & Special Purpose Total	(283,286)	(450,000)	(450,000)	(166,714)
Operating Funds Total	65,370,177	67,125,660	67,125,660	1,755,483

PERSONAL SERVICES - SUMMARY OF POSITIONS BY PROGRAM AND JOB CODE

Job Code/Title	Grade	2021 Approved & Adopted		2022 Department Request		2022 President's Recommendation	
		FTE Pos.	Salaries	FTE Pos.	Salaries	FTE Pos.	Salaries
10155-Administration							
0047-Admin Assistant II	14	1.5	87,523	1.5	89,090	1.5	89,090
0048-Administrative Assistant III	16	4.5	332,305	4.5	333,286	4.5	333,286
0050-Administrative Assistant IV	18	0.5	42,220	0.5	42,220	0.5	42,220
0179-Programmer/Analyst II	18	0.5	37,006	0.5	37,753	0.5	37,753
0254-Business Manager IV	23	1.0	104,495	1.0	106,605	1.0	106,605
0283-Management Analyst IV	20	1.5	142,380	1.5	122,346	1.5	122,346
0291-Administrative Analyst I	17	2.0	155,046	2.0	157,302	2.0	157,302
0640-Investigator III	18	3.0	237,820	3.0	240,692	3.0	240,692
0735-Labor Relations Analyst II	18	1.0	80,276	1.0	81,897	1.0	81,897
1031-Special Assistant	24	0.5	54,395	0.5	54,395	0.5	54,395
1052-Project Director II	21	1.0	69,164	1.0	69,164	1.0	69,164
1053-Project Director III	22	0.5	46,764	0.5	47,709	0.5	47,709
1110-Systems Analyst I	16	0.5	36,362	-	-	-	-
1111-Systems Analyst II	18	-	-	0.5	26,155	0.5	26,155
1138-Mgr- Computer Operations	23	0.5	60,636	0.5	61,859	0.5	61,859
1233-Storekeeper III	10	2.0	91,903	2.0	94,698	2.0	94,698
1234-Storekeeper IV	12	1.0	55,094	1.0	55,261	1.0	55,261
1589-Superintendent-JTDC	24	0.5	117,500	0.5	117,500	0.5	117,500
1590-Assistant Superintendent	24	2.0	283,116	2.0	283,116	2.0	283,116
5262-Senior Database Administrator	24	0.5	56,664	-	-	-	-
5549-Information Technology Manager	20	0.5	45,860	0.5	46,785	0.5	46,785
5935-Attorney-JTDC	21	1.0	105,796	1.0	95,756	1.0	95,756
6370-Legal Affairs Coordinator	18	0.5	40,109	0.5	40,919	0.5	40,919
6403-Executive Assistant III	19	1.0	92,369	1.0	92,371	1.0	92,371
6515-General Counsel	24	1.0	137,281	1.0	137,281	1.0	137,281
6623-Assistant General Counsel	24	1.0	123,951	1.0	123,951	1.0	123,951
6689-Personnel Hearing Officer-JTDC	22	0.5	61,370	0.5	61,370	0.5	61,370
6692-Executive Admin Assistant	15	0.5	25,624	0.5	26,141	0.5	26,141
9119-Resident Management Systems Administrator	22	-	-	0.5	38,021	0.5	38,021
		30.5	\$2,723,030	30.5	\$2,683,642	30.5	\$2,683,642
19150-Security							
0047-Admin Assistant II	14	4.0	234,783	4.0	239,743	4.0	239,743
0048-Administrative Assistant III	16	0.5	38,477	0.5	38,477	0.5	38,477
0050-Administrative Assistant IV	18	0.5	44,234	0.5	44,234	0.5	44,234
0291-Administrative Analyst I	17	1.0	60,015	1.0	60,732	1.0	60,732
0292-Administrative Analyst II	19	0.5	28,611	0.5	28,611	0.5	28,611
1053-Project Director III	22	1.0	76,041	1.0	76,043	1.0	76,043
1590-Assistant Superintendent	24	1.0	130,236	1.0	130,236	1.0	130,236
2381-Motor Vehicle Driver I	X	2.0	159,952	2.0	159,536	2.0	159,536
5289-Supervisor In-Charge/JTDC	21	12.5	1,155,156	12.5	1,161,370	12.5	1,161,370
5297-Security Specialist I-JTDC	13	35.0	1,980,956	35.0	2,017,956	35.0	2,017,956
5298-Security Specialist II	CA2	16.5	1,085,525	15.5	1,065,198	15.5	1,065,198
5359-Prof Develop Specialist-JTDC	18	1.5	117,106	1.5	119,604	1.5	119,604
5425-Youth Development Specialist	PS1	43.0	2,877,556	40.0	2,722,231	40.0	2,722,231
5484-Rapid Response Team Specialist	PS2	14.0	1,013,165	13.0	979,767	13.0	979,767
5586-Resident Internal Affairs-JTDC	18	0.5	34,579	0.5	36,049	0.5	36,049
5613-Director of Training-JTDC	21	0.5	45,605	0.5	46,523	0.5	46,523
5702-Caseworker JTDC	PS2	0.5	41,444	0.5	41,444	0.5	41,444
6029-HR Assistant-JTDC	15	-	-	1.0	42,424	1.0	42,424
6422-Div QA Compliance Analyst	19	1.5	110,061	1.5	112,282	1.5	112,282

PERSONAL SERVICES - SUMMARY OF POSITIONS BY PROGRAM AND JOB CODE

Job Code/Title	Grade	2021 Approved & Adopted		2022 Department Request		2022 President's Recommendation	
		FTE Pos.	Salaries	FTE Pos.	Salaries	FTE Pos.	Salaries
35225-Facility Management and Food Service							
1590-Assistant Superintendent	24	0.5	65,514	0.5	65,514	0.5	65,514
2124-Cook II	X04	11.0	526,251	11.0	526,777	11.0	526,777
2131-Food Service Worker I	X07	14.0	503,931	14.0	500,531	14.0	500,531
2161-LAUNDRY WORKER II	X07	7.0	249,349	5.0	178,957	5.0	178,957
2422-Custodial Worker II	X05	23.0	988,548	20.0	863,134	20.0	863,134
4791-Dir of Food Services JTDC	21	1.0	101,292	1.0	103,332	1.0	103,332
5362-Director-Facility Support Svcs	21	1.0	100,449	1.0	102,471	1.0	102,471
5503-Custodial Supervisor	19	2.0	127,997	2.0	128,377	2.0	128,377
5564-Fire Safety Coordinator	CA2	1.0	69,940	1.0	50,498	1.0	50,498
5934-Registered Dietitian-JTDC	21	1.0	80,758	1.0	80,760	1.0	80,760
6098-Food Service Supervisor-JTDC	16	2.0	122,903	2.0	125,384	2.0	125,384
6233-Commissary Coordinator	17	1.0	54,436	1.0	55,534	1.0	55,534
		64.5	\$2,991,368	59.5	\$2,781,269	59.5	\$2,781,269
35230-Family Support Services							
5285-Volunteer Director IV	20	1.0	62,912	1.0	62,912	1.0	62,912
5644-Dir of Gender Programming-JTDC	21	0.5	34,582	-	-	-	-
		1.5	\$97,494	1.0	\$62,912	1.0	\$62,912
35275-Health and Mental Health Care							
5425-Youth Development Specialist	PS1	13.0	898,138	13.0	948,816	13.0	948,816
		13.0	\$898,138	13.0	\$948,816	13.0	\$948,816
35285-Human Resources and Compliance							
0048-Administrative Assistant III	16	2.0	150,641	2.0	153,908	2.0	153,908
0050-Administrative Assistant IV	18	1.0	88,469	1.0	88,469	1.0	88,469
0716-Personnel Analyst IV	19	3.0	184,687	2.0	125,341	2.0	125,341
0750-Manager of Lab/Emp Relations	23	1.0	103,725	1.0	105,822	1.0	105,822
1031-Special Assistant	24	0.5	54,395	0.5	54,395	0.5	54,395
5136-Human Resources Generalist	20	-	-	1.0	62,912	1.0	62,912
6422-Div QA Compliance Analyst	19	0.5	37,220	0.5	37,969	0.5	37,969
6692-Executive Admin Assistant	15	0.5	25,624	0.5	26,141	0.5	26,141
6711-Clerk IV AFSCME	11	1.0	39,265	1.0	40,938	1.0	40,938
		9.5	\$684,027	9.5	\$695,895	9.5	\$695,895
35470-Recreation and Exercise Program							
0047-Admin Assistant II	14	0.5	29,999	0.5	30,106	0.5	30,106
5423-Recreational Specialist	PS1	6.0	412,182	6.0	431,346	6.0	431,346
		6.5	\$442,181	6.5	\$461,452	6.5	\$461,452
35495-Resident Behavior Management							
0047-Admin Assistant II	14	1.0	58,407	3.0	156,789	3.0	156,789
0050-Administrative Assistant IV	18	1.0	86,454	1.0	86,454	1.0	86,454
0179-Programmer/Analyst II	18	0.5	37,006	0.5	37,753	0.5	37,753
0283-Management Analyst IV	20	2.5	223,167	2.5	206,567	2.5	206,567
0291-Administrative Analyst I	17	3.0	215,061	3.0	218,035	3.0	218,035
0292-Administrative Analyst II	19	0.5	28,611	0.5	28,611	0.5	28,611
0640-Investigator III	18	1.0	81,337	1.0	82,976	1.0	82,976
1053-Project Director III	22	1.5	148,819	1.5	151,822	1.5	151,822
1110-Systems Analyst I	16	0.5	36,362	-	-	-	-
1111-Systems Analyst II	18	-	-	0.5	26,155	0.5	26,155
1138-Mgr- Computer Operations	23	0.5	60,636	0.5	61,859	0.5	61,859
1589-Superintendent-JTDC	24	0.5	117,500	0.5	117,500	0.5	117,500
1590-Assistant Superintendent	24	1.5	198,117	1.5	198,117	1.5	198,117

PERSONAL SERVICES - SUMMARY OF POSITIONS BY PROGRAM AND JOB CODE

Job Code/Title	Grade	2021 Approved & Adopted		2022 Department Request		2022 President's Recommendation	
		FTE Pos.	Salaries	FTE Pos.	Salaries	FTE Pos.	Salaries
2016-Barber	X03	1.0	42,833	1.0	42,833	1.0	42,833
4085-Caseworker II JTDC	PS1	23.0	1,604,679	18.0	1,329,545	18.0	1,329,545
4614-Cosmetologist	X03	1.0	44,549	1.0	44,549	1.0	44,549
4789-Team Leader JTDC	21	9.0	788,567	8.0	775,369	8.0	775,369
4790-Assistant Team Leader JTDC	19	27.0	2,148,902	25.0	2,130,071	25.0	2,130,071
5262-Senior Database Administrator	24	0.5	56,664	-	-	-	-
5289-Supervisor In-Charge/JTDC	21	3.5	312,199	3.5	330,539	3.5	330,539
5298-Security Specialist II	CA2	0.5	34,970	0.5	34,970	0.5	34,970
5337-Court Liaison-JTDC	19	1.0	71,170	1.0	74,197	1.0	74,197
5359-Prof Develop Specialist-JTDC	18	1.5	117,106	1.5	119,604	1.5	119,604
5423-Recreational Specialist	PS1	9.0	595,682	7.0	503,206	7.0	503,206
5425-Youth Development Specialist	PS1	228.0	14,653,452	214.0	14,224,318	214.0	14,224,318
5459-Supervisor of Resident Affairs	21	1.0	69,164	1.0	69,164	1.0	69,164
5484-Rapid Response Team Specialist	PS2	13.0	948,760	12.0	915,362	12.0	915,362
5549-Information Technology Manager	20	0.5	45,860	0.5	46,785	0.5	46,785
5586-Resident Internal Affairs-JTDC	18	1.5	110,509	1.5	117,674	1.5	117,674
5613-Director of Training-JTDC	21	0.5	45,605	0.5	46,523	0.5	46,523
5644-Dir of Gender Programming-JTDC	21	0.5	34,582	-	-	-	-
5702-Caseworker JTDC	PS2	3.5	290,108	3.5	290,108	3.5	290,108
5935-Attorney-JTDC	21	-	-	1.0	69,164	1.0	69,164
6370-Legal Affairs Coordinator	18	0.5	40,109	0.5	40,919	0.5	40,919
6422-Div QA Compliance Analyst	19	1.0	74,919	1.0	76,429	1.0	76,429
6423-Video Analyst	19	-	-	2.0	129,923	2.0	129,923
6613-Barber Supervisor	18	1.0	74,762	1.0	76,266	1.0	76,266
6622-Barber Instructor	18	0.8	43,079	0.8	43,946	0.8	43,946
9119-Resident Management Systems Administrator	22	-	-	0.5	38,021	0.5	38,021
		342.8	\$23,539,708	322.3	\$22,942,125	322.3	\$22,942,125
Total Salaries and Positions		604.3	\$40,609,448	574.3	\$39,698,571	574.3	\$39,698,571
Turnover Adjustment		-	(2,545,630)	-	(3,572,871)	-	(3,572,871)
Operating Fund Totals		604.3	\$38,063,818	574.3	\$36,125,700	574.3	\$36,125,700

PERSONAL SERVICES - SUMMARY OF POSITIONS BY GRADE

Salary Grade	2021 Approved & Adopted		2022 Department Request		2022 President's Recommendation	
	FTE Pos.	Salaries	FTE Pos.	Salaries	FTE Pos.	Salaries
10	2.0	91,903	2.0	94,698	2.0	94,698
11	1.0	39,265	1.0	40,938	1.0	40,938
12	1.0	55,094	1.0	55,261	1.0	55,261
13	35.0	1,980,956	35.0	2,017,956	35.0	2,017,956
14	7.0	410,713	9.0	515,728	9.0	515,728
15	1.0	51,248	2.0	94,707	2.0	94,707
16	10.0	717,051	9.0	651,054	9.0	651,054
17	7.0	484,557	7.0	491,604	7.0	491,604
18	16.8	1,312,182	17.8	1,389,738	17.8	1,389,738
19	38.0	2,904,549	37.0	2,964,184	37.0	2,964,184
20	6.0	520,179	7.0	548,305	7.0	548,305
21	33.0	2,942,919	32.0	2,950,136	32.0	2,950,136
22	3.5	332,993	4.5	412,987	4.5	412,987
23	3.0	329,491	3.0	336,146	3.0	336,146
24	10.0	1,395,333	9.0	1,282,004	9.0	1,282,004
CA2	18.0	1,190,435	17.0	1,150,666	17.0	1,150,666
PS1	322.0	21,041,689	298.0	20,159,462	298.0	20,159,462
PS2	31.0	2,293,477	29.0	2,226,681	29.0	2,226,681
X	2.0	159,952	2.0	159,536	2.0	159,536
X03	2.0	87,383	2.0	87,383	2.0	87,383
X04	11.0	526,251	11.0	526,777	11.0	526,777
X05	23.0	988,548	20.0	863,134	20.0	863,134
X07	21.0	753,280	19.0	679,488	19.0	679,488
Total Salaries and Positions	604.3	\$40,609,448	574.3	\$39,698,571	574.3	\$39,698,571
Turnover Adjustment	-	\$(2,545,630)	-	\$(3,572,871)	-	\$(3,572,871)
Operating Funds Total	604.3	\$38,063,818	574.3	\$36,125,700	574.3	\$36,125,700

DISTRIBUTION BY APPROPRIATION CLASSIFICATION

Account	2021 Approved & Adopted	Department Request	President's Recommendation	Difference
Contractual Service				
520825-Professional Services	175,000	160,000	160,000	(15,000)
Contractual Service Total	175,000	160,000	160,000	(15,000)
Contingencies & Special Purpose				
580050-Cook County Administration	1,480	154	154	(1,326)
Contingencies & Special Purpose Total	1,480	154	154	(1,326)
Operating Funds Total	176,480	160,154	160,154	(16,326)

DISTRIBUTION BY APPROPRIATION CLASSIFICATION

Account	2021 Approved & Adopted	Department Request	President's Recommendation	Difference
Contractual Service				
520469-Services For Minor/Indigent	30,000	30,000	30,000	0
520825-Professional Services	555,000	510,000	510,000	(45,000)
521005-Professional Legal Expenses	259,055	500,000	500,000	240,945
Contractual Service Total	844,055	1,040,000	1,040,000	195,945
Contingencies & Special Purpose				
580031-Reimbursement Designated Fund	748,088	1,500,000	1,500,000	751,912
580050-Cook County Administration	10,970	46,160	46,160	35,190
580299-General and Contingent NOC	-	75,000	75,000	75,000
Contingencies & Special Purpose Total	759,058	1,621,160	1,621,160	862,102
Operating Funds Total	1,603,113	2,661,160	2,661,160	1,058,047

DISTRIBUTION BY APPROPRIATION CLASSIFICATION

Account	2021 Approved & Adopted	Department Request	President's Recommendation	Difference
Personal Services				
501765-Professional Develop/Fees	16,000	37,475	37,475	21,475
501835-Transportation and Travel Expenses	5,000	8,000	8,000	3,000
Personal Services Total	21,000	45,475	45,475	24,475
Contractual Service				
520029-Armored Car Service	3,300	3,000	3,000	(300)
520259-Postage	48,000	50,000	50,000	2,000
520279-Shipping and Freight Services	85	100	100	15
520485-Graphics and Reproduction Services	30,000	30,000	30,000	0
520725-Loss and Valuation	500	550	550	50
520825-Professional Services	410,000	450,000	450,000	40,000
Contractual Service Total	491,885	533,650	533,650	41,765
Supplies & Materials				
530600-Office Supplies	70,000	94,225	94,225	24,225
530635-Books, Periodicals and Publish	12,000	11,200	11,200	(800)
530700-Multimedia Supplies	48,000	60,000	60,000	12,000
Supplies & Materials Total	130,000	165,425	165,425	35,425
Operations & Maintenance				
540129-Maintenance and Subscription Services	2,300	2,500	2,500	200
540245-Automotive Operations and Maintenance	5,100	5,100	5,100	0
Operations & Maintenance Total	7,400	7,600	7,600	200
Rental & Leasing				
550005-Office and Data Processing Equip Rental	21,000	21,000	21,000	0
Rental & Leasing Total	21,000	21,000	21,000	0
Contingencies & Special Purpose				
580031-Reimbursement Designated Fund	1,876,534	290,524	290,524	(1,586,010)
580050-Cook County Administration	24,478	24,677	24,677	199
580299-General and Contingent NOC	-	87,000	87,000	87,000
Contingencies & Special Purpose Total	1,901,012	402,201	402,201	(1,498,811)
Operating Funds Total	2,572,297	1,175,351	1,175,351	(1,396,946)

DISTRIBUTION BY APPROPRIATION CLASSIFICATION

Account	2021 Approved & Adopted	Department Request	President's Recommendation	Difference
Contractual Service				
520825-Professional Services	-	826,450	826,450	826,450
Contractual Service Total	-	826,450	826,450	826,450
Operating Funds Total	0	826,450	826,450	826,450

DISTRIBUTION BY APPROPRIATION CLASSIFICATION

Account	2021 Approved & Adopted	Department Request	President's Recommendation	Difference
Personal Services				
501005-Salaries and Wages of Employees With Benefits	-	-	788,451	788,451
501225-Planned Benefit Adjustment	-	-	103,208	103,208
501510-Mandatory Medicare Cost	-	-	11,433	11,433
501540-Worker's Compensation	-	-	11,827	11,827
501585-Insurance Benefits	-	-	457,710	457,710
Personal Services Total	-	-	1,372,629	1,372,629
Operating Funds Total	0	0	1,372,629	1,372,629

PERSONAL SERVICES - SUMMARY OF POSITIONS BY PROGRAM AND JOB CODE

Job Code/Title	Grade	2021 Approved & Adopted		2022 Department Request		2022 President's Recommendation	
		FTE Pos.	Salaries	FTE Pos.	Salaries	FTE Pos.	Salaries
60162-ARPA - Revenue Loss							
0907-Clerk V	11	-	-	-	-	23.0	788,451
		-	-	-	-	23.0	\$788,451
Total Salaries and Positions		0.0	\$0	0.0	\$0	23.0	\$788,451
Operating Fund Totals		0.0	\$0	0.0	\$0	23.0	\$788,451

PERSONAL SERVICES - SUMMARY OF POSITIONS BY GRADE

Salary Grade	2021 Approved & Adopted		2022 Department Request		2022 President's Recommendation	
	FTE Pos.	Salaries	FTE Pos.	Salaries	FTE Pos.	Salaries
11	-	-	-	-	23.0	788,451
Total Salaries and Positions	-	-	-	-	23.0	\$788,451
Operating Funds Total	-	-	-	-	23.0	\$788,451

DISTRIBUTION BY APPROPRIATION CLASSIFICATION

Account	2021 Approved & Adopted	Department Request	President's Recommendation	Difference
Personal Services				
501005-Salaries and Wages of Employees With Benefits	-	-	364,591	364,591
501225-Planned Benefit Adjustment	-	-	47,725	47,725
501510-Mandatory Medicare Cost	-	-	5,287	5,287
501540-Worker's Compensation	-	-	5,469	5,469
501585-Insurance Benefits	-	-	116,001	116,001
Personal Services Total	-	-	539,072	539,072
Operating Funds Total	0	0	539,072	539,072

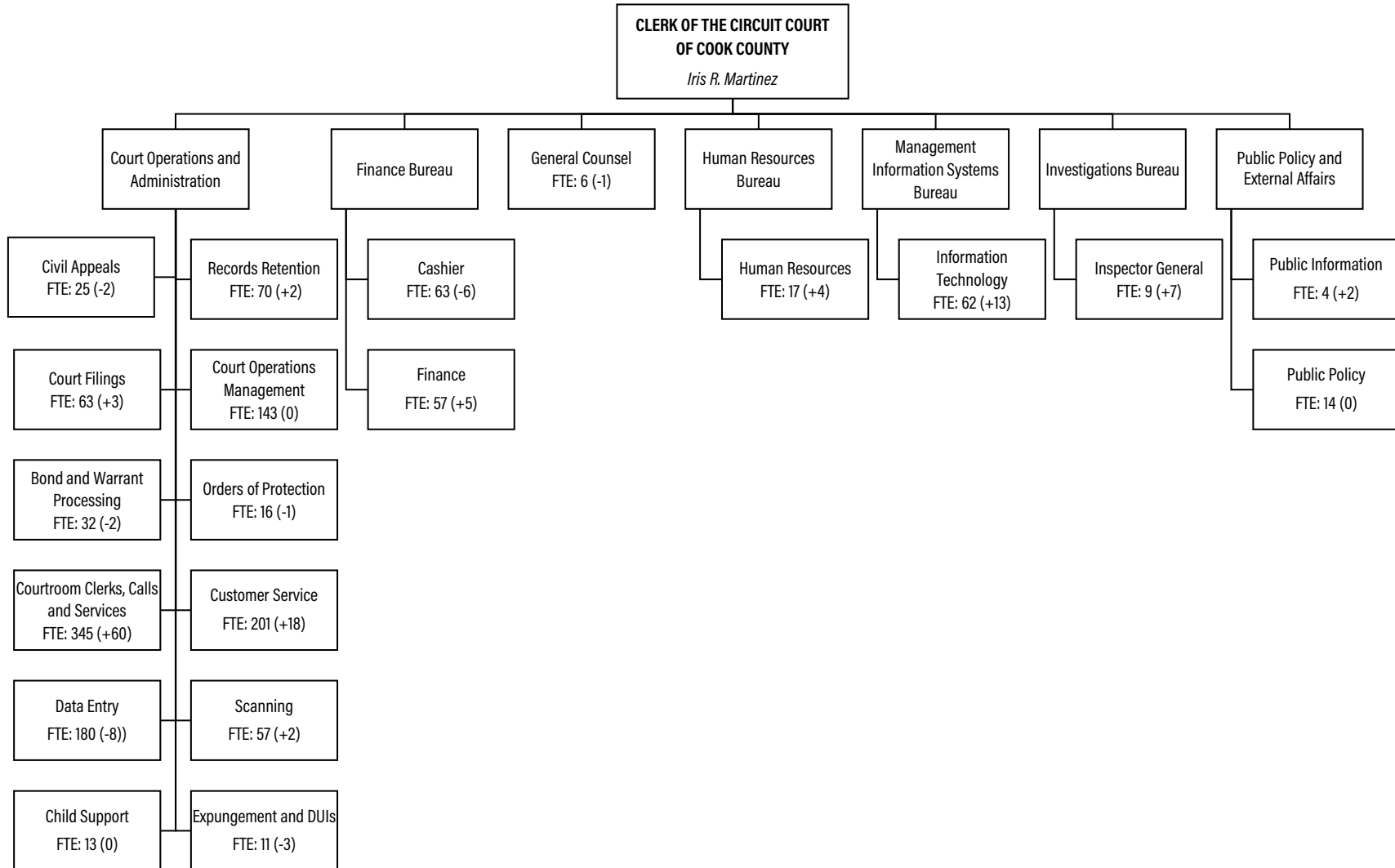
PERSONAL SERVICES - SUMMARY OF POSITIONS BY PROGRAM AND JOB CODE

Job Code/Title	Grade	2021 Approved & Adopted		2022 Department Request		2022 President's Recommendation	
		FTE Pos.	Salaries	FTE Pos.	Salaries	FTE Pos.	Salaries
60162-ARPA - Revenue Loss							
1531-Social Caseworker I	PS1	-	-	-	-	4.0	214,182
1533-Social Caseworker III	PS3	-	-	-	-	2.0	150,409
		-	-	-	-	6.0	\$364,591
Total Salaries and Positions		0.0	\$0	0.0	\$0	6.0	\$364,591
Operating Fund Totals		0.0	\$0	0.0	\$0	6.0	\$364,591

PERSONAL SERVICES - SUMMARY OF POSITIONS BY GRADE

Salary Grade	2021 Approved & Adopted		2022 Department Request		2022 President's Recommendation	
	FTE Pos.	Salaries	FTE Pos.	Salaries	FTE Pos.	Salaries
PS1	-	-	-	-	4.0	214,182
PS3	-	-	-	-	2.0	150,409
Total Salaries and Positions	-	-	-	-	6.0	\$364,591
Operating Funds Total	-	-	-	-	6.0	\$364,591





BUREAU

BUREAU SUMMARY OF APPROPRIATIONS AND POSITIONS
BUREAU DISTRIBUTION BY APPROPRIATION CLASSIFICATION

DEPARTMENTS

DEPARTMENT OVERVIEW
DEPARTMENT BUDGET
DISTRIBUTION BY APPROPRIATION CLASSIFICATION
PERSONAL SERVICES, SUMMARY OF POSITIONS
SUMMARY OF POSITIONS BY GRADE

CLERK OF THE CIRCUIT COURT

1335 CLERK OF THE CIRCUIT COURT - OFFICE OF THE CLERK	L-4
1335 CLERK OF THE CIRCUIT COURT - AUTOMATION FUND	L-18
1335 CLERK OF THE CIRCUIT COURT - DOCUMENT STORAGE FUND	L-21
1335 CLERK OF THE CIRCUIT COURT - ADMINISTRATIVE FUND	L-24
1335 CLERK OF THE CIRCUIT COURT - ELECTRONIC CITATION FUND	L-27
1335 AMERICAN RESCUE PLAN ACT (ARPA) FUND	L-30

SUMMARY OF APPROPRIATIONS

Department and Title	2021 Approved & Adopted	Department Request	President's Recommendation	Difference
Public Safety Fund				
1335-Clerk of the Circuit Court-Office of Clerk	99,401,775	103,377,846	103,377,846	3,976,071
Public Safety Fund Total	\$99,401,775	\$103,377,846	\$103,377,846	\$3,976,071
General Funds Total	\$99,401,775	\$103,377,846	\$103,377,846	\$3,976,071
Special Purpose Funds				
11258-Clerk Circuit Court Administrative	673,147	649,300	649,300	(23,846)
11269-Circuit Court Electronic Citation	319,274	295,210	295,210	(24,065)
11318-Circuit Court Document Storage	7,384,813	6,743,070	6,743,070	(641,744)
11320-Circuit Court Automation	10,449,873	7,989,011	7,989,011	(2,460,862)
11286-American Rescue Plan Act (ARPA) Fund	-	4,345,794	4,345,794	4,345,794
Special Purpose Funds Total	\$18,827,107	\$20,022,384	\$20,022,384	\$1,195,277
Restricted				
G53795-Grant 2020 CCC Child Support FED	394,206	561	561	(393,645)
G53796-Grant 2020 CCC Child Support STE	203,076	289	289	(202,787)
G53972-Grant 2021 CCC Child Support Grant FED	1,493,574	490,139	490,139	(1,003,434)
G53973-Grant 2021 CCC Child Support Grant STE	151,169	257,098	257,098	105,929
G53998-Grant 2020 CCC Self-Represented Litigant Coordinator Grant	10,000	-	-	(10,000)
G54174-Grant 2022 CCC Child Support Grant FED	-	864,960	864,960	864,960
G54175-Grant 2022 CCC Child Support Grant STE	-	272,058	272,058	272,058
Restricted Total	\$2,252,025	\$1,885,105	\$1,885,105	\$(366,920)
Total Appropriations	\$120,480,906	\$125,285,335	\$125,285,335	\$4,804,429

SUMMARY OF POSITIONS

Department and Title	2021 Approved Positions	2022 Department Request	2022 President's Recommendation	Difference
Public Safety Fund				
1335-Clerk of the Circuit Court-Office of Clerk	1,256.2	1,323.0	1,323.0	66.8
Public Safety Fund Total	1,256.2	1,323.0	1,323.0	66.8
General Funds Total	1,256.2	1,323.0	1,323.0	66.8
Special Purpose Funds				
11258-Clerk Circuit Court Administrative	9.0	7.0	7.0	(2.0)
11269-Circuit Court Electronic Citation	2.4	2.3	2.3	(0.1)
11318-Circuit Court Document Storage	47.4	49.7	49.7	2.3
11320-Circuit Court Automation	58.0	59.0	59.0	1.0
11286-American Rescue Plan Act (ARPA) Fund	-	25.0	25.0	25.0
Special Purpose Funds Total	116.8	143.0	143.0	26.2
Special Revenue Fund Total	116.8	143.0	143.0	26.2
Restricted				
G53795-Grant 2020 CCC Child Support FED	5.0	-	-	(5.0)
G53796-Grant 2020 CCC Child Support STE	2.6	-	-	(2.6)
G53972-Grant 2021 CCC Child Support Grant FED	3.6	5.0	5.0	1.3
G53973-Grant 2021 CCC Child Support Grant STE	1.9	2.6	2.6	0.7
G54174-Grant 2022 CCC Child Support Grant FED	-	3.6	3.6	3.6
G54175-Grant 2022 CCC Child Support Grant STE	-	1.9	1.9	1.9
Restricted Total	13.0	13.0	13.0	-
Total Positions	1,386.0	1,479.0	1,479.0	93.0

DISTRIBUTION BY APPROPRIATION CLASSIFICATION

Account	2021 Approved & Adopted	Department Request	President's Recommendation	Difference
Personal Services				
501005-Salaries and Wages of Employees With Benefits	69,767,414	69,750,056	69,750,056	(17,358)
501165-Planned Salary Adjustment	100,759	94,948	94,948	(5,811)
501210-Planned Overtime Compensation	1,754,013	3,171,014	3,171,014	1,417,001
501510-Mandatory Medicare Cost	1,073,524	1,078,104	1,078,104	4,581
501540-Worker's Compensation	667,203	738,793	738,793	71,590
501585-Insurance Benefits	18,638,129	18,548,714	18,548,714	(89,415)
501765-Professional Develop/Fees	25,500	187,266	187,266	161,766
501835-Transportation and Travel Expenses	2,500	8,620	8,620	6,120
Personal Services Total	92,029,042	93,577,516	93,577,516	1,548,474
Contractual Service				
520029-Armored Car Service	80,000	78,000	78,000	(2,000)
520149-Communication Services	53,511	55,671	55,671	2,160
520259-Postage	123,000	750,000	750,000	627,000
520485-Graphics and Reproduction Services	124,500	210,000	210,000	85,500
520609-Advertising and Promotions	220,000	237,144	237,144	17,144
520725-Loss and Valuation	25,000	15,270	15,270	(9,730)
520825-Professional Services	0	115,000	115,000	115,000
521005-Professional Legal Expenses	103,200	206,454	206,454	103,254
521200-Laboratory Testing and Analysis	-	78,000	78,000	78,000
Contractual Service Total	729,211	1,745,539	1,745,539	1,016,328
Supplies & Materials				
530600-Office Supplies	659,000	100,000	100,000	(559,000)
530635-Books, Periodicals and Publish	7,059	6,715	6,715	(344)
531645-Computer and Data Processing Supplies	30,000	29,100	29,100	(900)
Supplies & Materials Total	696,059	135,815	135,815	(560,244)
Operations & Maintenance				
540129-Maintenance and Subscription Services	2,066,591	3,939,688	3,939,688	1,873,097
540245-Automotive Operations and Maintenance	5,000	10,000	10,000	5,000
540345-Property Maintenance and Operations	3,570,640	3,626,180	3,626,180	55,540
Operations & Maintenance Total	5,642,231	7,575,868	7,575,868	1,933,637
Rental & Leasing				
550005-Office and Data Processing Equip Rental	98,672	134,000	134,000	35,328
550029-Countywide Office and Data Processing Equip Rental	203,309	203,348	203,348	39
550129-Facility and Office Space Rental	3,251	5,760	5,760	2,509
Rental & Leasing Total	305,232	343,108	343,108	37,876
Operating Funds Total	99,401,775	103,377,846	103,377,846	3,976,071

DISTRIBUTION BY APPROPRIATION CLASSIFICATION

Account	2021 Approved & Adopted	Department Request	President's Recommendation	Difference
Personal Services				
501005-Salaries and Wages of Employees With Benefits	8,187,339	9,125,070	9,125,070	937,731
501165-Planned Salary Adjustment	39,200	25,500	25,500	(13,700)
501210-Planned Overtime Compensation	600,000	600,000	600,000	0
501225-Planned Benefit Adjustment	1,156,480	1,044,552	1,044,552	(111,928)
501510-Mandatory Medicare Cost	122,329	130,984	130,984	8,655
501540-Worker's Compensation	153,000	165,546	165,546	12,546
501585-Insurance Benefits	2,202,848	2,286,057	2,286,057	83,209
501765-Professional Develop/Fees	20,211	84,823	84,823	64,612
501835-Transportation and Travel Expenses	2,000	7,500	7,500	5,500
Personal Services Total	12,483,408	13,470,032	13,470,032	986,625
Contractual Service				
520149-Communication Services	1,296	2,594	2,594	1,298
520259-Postage	300,000	-	-	(300,000)
520485-Graphics and Reproduction Services	665,000	780,000	780,000	115,000
520825-Professional Services	190,000	298,309	298,309	108,309
521530-Non-Capitalizable Project Service Costs	2,195,355	-	-	(2,195,355)
Contractual Service Total	3,351,651	1,080,903	1,080,903	(2,270,748)
Supplies & Materials				
530100-Wearing Apparel	20,000	3,000	3,000	(17,000)
530600-Office Supplies	399,897	370,000	370,000	(29,897)
530635-Books, Periodicals and Publish	0	9,500	9,500	9,500
530700-Multimedia Supplies	33,650	33,650	33,650	0
531645-Computer and Data Processing Supplies	431,000	561,000	561,000	130,000
Supplies & Materials Total	884,547	977,150	977,150	92,603
Operations & Maintenance				
540129-Maintenance and Subscription Services	920,250	3,217,699	3,217,699	2,297,449
540245-Automotive Operations and Maintenance	44,030	44,030	44,030	0
Operations & Maintenance Total	964,280	3,261,729	3,261,729	2,297,449
Rental & Leasing				
550005-Office and Data Processing Equip Rental	1,128,000	1,128,000	1,128,000	0
550129-Facility and Office Space Rental	3,251	5,760	5,760	2,509
Rental & Leasing Total	1,131,251	1,133,760	1,133,760	2,509
Capital Equipment and Improvements				
560150-Institutional Supplies	11,970	-	-	(11,970)
Capital Equipment and Improvements Total	11,970	-	-	(11,970)
Contingencies & Special Purpose				
580050-Cook County Administration	0	98,810	98,810	98,810
Contingencies & Special Purpose Total	0	98,810	98,810	98,810
Operating Funds Total	18,827,107	20,022,384	20,022,384	1,195,277

MISSION

The Office of the Clerk of the Circuit Court of Cook County serves to provide an efficient, technological and transparent court system. All services, information and court records are provided with exceptional service and a workforce that represents the communities of Cook County.

MANDATES

The Clerk of the Circuit of Cook County's main function is to attend court sessions, maintain and preserve all records of the court. The Circuit Court Clerk serves as the clerical arm of the Court and is responsible for all financial duties relating to the Court system. On a daily basis, the Circuit Court Clerk performs a broad range of duties, including collecting fines, restitution, child support and fees and disbursing the monies to the appropriate entities..

OPERATIONAL HIGHLIGHTS: 2021 INITIATIVES AND OUTCOMES

Electronic Filing (e-Filing): On July 1, 2018, e-Filing became mandatory for all civil areas of law. The COVID-19 pandemic resulted in significantly less e-Filings for FY2020 and FY2021; 2,087,971 e-Filings for FY2020 and a projected total e-Filings of 2,200,000 for FY2021. With the dangers of COVID-19 still persisting, we project e-Filings for FY 2022 to be 2,500,000.

Odyssey Case Management System (CMS): In October 2020, the Office of the Chief Judge issued an Order halting the implementation of the CMS for the Civil Division and the Traffic Division. Since December 1, 2020, we spent a considerable amount of time addressing the CMS and working with the Office of the Chief Judge and Presiding Judges to fully implement it. In July 2021, the CMS was implemented in the Probate, Domestic Relations and Domestic Violence divisions without any major setbacks. Our target is to have the CMS fully implemented by the end of FY2021.

Federal Court Shakman Monitor: The Office worked with the federal court appointed Shakman Compliance Administrator and Plaintiffs' Class Counsel, and negotiated revisions to the Employment Plan and the Exempt List; both of which were approved by the federal judge. Moreover, we worked with the Shakman Compliance Administrator and her staff to provide Shakman training to the entire Office, updated job descriptions for every Exempt Employee, and developed sound employment policies.

OPERATIONAL OPPORTUNITIES: 2022 INITIATIVES AND GOALS

Odyssey Case Management System (CMS): Upon completion of the CMS integration with all Divisions, we will undergo the Disaster Recovery Project and then implement eRecord, which allows the electronic docket to become the official court record. After implementation of the Disaster Recovery and eRecord, CMS can then be certified for re:SearchIL, which allows users to have access to the State's cross-jurisdictional portal to view case files throughout all 102 counties.

Call Center: The Cook County Circuit Court Clerk is proposing a Call Center (CCC Call Center) that will enable a better, safer, and easier way to access court information. The CCC Call Center will make it easier for the public to ask questions about and receive answers to court information inquiries without having to physically go to a County facility and the CCC Call Center will also address inquiries from those within a County facility. This CCC Call Center will benefit all citizens including the elderly, the differently-abled, and those facing language or other barriers. The CCC Call Center can assist in 200 different languages and will be an efficient resource that will enhance transparency while also leveraging existing Circuit Court Clerk and County assets.

Performance Metric Name	2019 Actual	2020 Actual	2021 Target	2021 Projection	2022 Target
Number of cases filed	730,000	463,021	495,000	495,000	495,000
Average number of case files handled per 348.4 FTE	2,264	1,329	1,435	1,435	1,435
Number of case activities	9,400,000	6,700,000	8,900,000	8,900,000	8,000,000
Number of cases e-filed activity	3,017,961	2,087,971	2,200,000	2,200,000	2,200,000
Average number of cases e-filed activity per 147 FTE -2019, 69.9 FTE - 2020, and 2021 63.5 FTE	20,530	29,871	31,474	31,474	31,474

BUDGET HIGHLIGHTS

- From FY 2001 to FY 2021, the Circuit Court Clerk's Office had its staffing level reduced from 1,947.8 FTEs to 1,386 FTEs; a 28.8% reduction in staffing levels. FY 2022 Budget provides staffing levels to properly and fully staff every courtroom and to ensure that funding of necessary services to an efficient operation of the Circuit Court Clerk's Office are provided.

Fund Category	Appropriations (\$ thousands)			
	2019 Adopted	2020 Adopted	2021 Adopted	2022 Recommended
Public Safety Fund	96,748	100,333	99,402	103,378
Special Purpose Funds	20,967	20,964	18,827	20,022
Grants	2,355	2,349	2,252	1,885
Total Funds	120,069	123,646	120,481	125,285
Expenditures by Type				
Personnel	106,044	109,391	106,631	108,591
Non Personnel	14,025	14,256	13,849	16,694
Total Funds	120,069	123,646	120,481	125,285
FTE Positions	1,433.6	1,478.6	1,386.0	1,479.0

Program Description	2021		2022		
	FTE Pos.	Adopted	FTE Pos.	Appropriation	
13945-Finance	Manages departmental financial operations and activities.	57.2	12,887,230	62.1	17,113,235
10155-Administration	Supervises departmental operations and manages administrative functions	0.0	0	0.0	31,948
11295-Cashier	Provides cashier services to the public.	63.4	4,283,223	57.2	3,827,465
11665-Civil Appeals	Handles civil appeals filings along with the preparation of records on appeal.	24.5	1,585,855	22.8	1,449,298
12520-Customer Service	Serves the public by answering public inquiries.	200.6	13,333,002	194.3	12,264,313
12580-Data Entry Section	Responsible for the data entry of court activities into the electronic case management system.	180.0	12,029,785	171.7	10,915,175
14250-General Counsel	Ensures monitoring, implementation of, and compliance with applicable laws, rules and policies. Handles arbitrations and grievances in order to avoid potentially expensive litigation.	5.5	497,910	4.5	540,707
14915-Human Resources	Provides human resource management, personnel services, and related activities.	17.0	1,723,193	21.0	2,331,649
15050-Information Technology	Provides information technology services to assist and support departmental operations.	62.0	8,636,782	75.0	9,179,910
15110-Inspector General	Supervises investigations in areas related to fraud or abuse of services and personnel-related as warranted. Manages security and administrative functions.	8.6	859,339	15.6	1,374,980
18365-Public Information	Respond to media record requests and outreach to the public regarding Clerk of the Circuit Court's services.	4.0	360,046	6.0	572,718
18695-Records Retention	Collects, maintains and makes available the non-current records created by the court system.	69.7	8,457,420	71.9	8,077,149
20192-COVID-19	Expenses associated with mitigating the effects and spread of COVID-19, not otherwise required as part of the County's normal operations.	0.0	582,320	0.0	17,220
35025-Bond and Warrant Processing	Processes bonds and warrants initiated by court orders.	31.7	2,218,609	29.5	1,930,520
35100-Court Filings	Reviews, processes and accepts both manual and electronic filing, and attends to fee and no-fee filing customers.	63.5	4,098,553	66.1	3,859,654
35105-Court Operations Management	Direct and supervises employees within various Court Operation programs.	143.0	12,722,993	143.0	12,650,744
35110-Courtroom Clerks, Calls and Services	Attends all daily court sessions and make available all related case documents to judges, attorneys and other parties. Accepts court orders, enters orders into the electronic docket.	344.5	24,686,950	404.5	25,962,843
35220-Expungement and DUIs	Assists individuals who wish to have their criminal misdemeanor or traffic conviction cases sealed and/or expunged. Handles cases, such as DUI, that are not expungable.	10.6	692,703	8.4	531,768
35390-Orders of Protection	Handles the filings and activities related to orders of protection, including domestic violence cases.	15.8	1,049,513	14.6	950,508
35460-Public Policy	Manages all services related to facilities, processes all mail, advocates for legislative initiatives, and handles external communication to the public or media.	14.0	1,474,348	14.0	1,696,919
35505-Scanning	Scans court documents using the Imaging and Document Management System (IDMS) solution in the departments.	57.4	3,841,782	58.8	3,775,713
60162-ARPA - Revenue Loss	Use of ARPA SLFRF funds for the provision of government services to the extent of reduction in revenue as determined by Dept. of Treasury calculation for revenue loss.	0.0	0	25.0	4,345,794
21120-New/Replacement Capital Equipment	Funds appropriated for the procurement of capital equipment and services.	0.0	2,207,325	0.0	0
Grants	Federal, State, and Private agencies appropriated grant funds that support various programs and services	13.0	2,252,025	13.0	1,885,105
Total		1,386.0	120,480,906	1,479.0	125,285,335

DISTRIBUTION BY APPROPRIATION CLASSIFICATION

Account	2021 Approved & Adopted	Department Request	President's Recommendation	Difference
Personal Services				
501005-Salaries and Wages of Employees With Benefits	69,767,414	69,750,056	69,750,056	(17,358)
501165-Planned Salary Adjustment	100,759	94,948	94,948	(5,811)
501210-Planned Overtime Compensation	1,754,013	3,171,014	3,171,014	1,417,001
501510-Mandatory Medicare Cost	1,073,524	1,078,104	1,078,104	4,581
501540-Worker's Compensation	667,203	738,793	738,793	71,590
501585-Insurance Benefits	18,638,129	18,548,714	18,548,714	(89,415)
501765-Professional Develop/Fees	25,500	187,266	187,266	161,766
501835-Transportation and Travel Expenses	2,500	8,620	8,620	6,120
Personal Services Total	92,029,042	93,577,516	93,577,516	1,548,474
Contractual Service				
520029-Armored Car Service	80,000	78,000	78,000	(2,000)
520149-Communication Services	53,511	55,671	55,671	2,160
520259-Postage	123,000	750,000	750,000	627,000
520485-Graphics and Reproduction Services	124,500	210,000	210,000	85,500
520609-Advertising and Promotions	220,000	237,144	237,144	17,144
520725-Loss and Valuation	25,000	15,270	15,270	(9,730)
520825-Professional Services	0	115,000	115,000	115,000
521005-Professional Legal Expenses	103,200	206,454	206,454	103,254
521200-Laboratory Testing and Analysis	-	78,000	78,000	78,000
Contractual Service Total	729,211	1,745,539	1,745,539	1,016,328
Supplies & Materials				
530600-Office Supplies	659,000	100,000	100,000	(559,000)
530635-Books, Periodicals and Publish	7,059	6,715	6,715	(344)
531645-Computer and Data Processing Supplies	30,000	29,100	29,100	(900)
Supplies & Materials Total	696,059	135,815	135,815	(560,244)
Operations & Maintenance				
540129-Maintenance and Subscription Services	2,066,591	3,939,688	3,939,688	1,873,097
540245-Automotive Operations and Maintenance	5,000	10,000	10,000	5,000
540345-Property Maintenance and Operations	3,570,640	3,626,180	3,626,180	55,540
Operations & Maintenance Total	5,642,231	7,575,868	7,575,868	1,933,637
Rental & Leasing				
550005-Office and Data Processing Equip Rental	98,672	134,000	134,000	35,328
550029-Countywide Office and Data Processing Equip Rental	203,309	203,348	203,348	39
550129-Facility and Office Space Rental	3,251	5,760	5,760	2,509
Rental & Leasing Total	305,232	343,108	343,108	37,876
Operating Funds Total	99,401,775	103,377,846	103,377,846	3,976,071

PERSONAL SERVICES - SUMMARY OF POSITIONS BY PROGRAM AND JOB CODE

Job Code/Title	Grade	2021 Approved & Adopted		2022 Department Request		2022 President's Recommendation	
		FTE Pos.	Salaries	FTE Pos.	Salaries	FTE Pos.	Salaries
13945-Finance							
0120-Chief Financial Officer/Comptroller - CCC	24	1.0	126,347	1.0	135,000	1.0	135,000
0141-Accountant I	11	1.0	53,806	-	-	-	-
0142-Accountant II	13	5.0	305,633	4.0	244,768	4.0	244,768
0174-Bookkeeper IV	14	-	1	-	-	-	-
0202-Budget Analyst II	17	1.0	48,780	1.0	48,782	1.0	48,782
4220-Clerk IV Senior Courts	10	3.2	146,281	4.1	178,517	4.1	178,517
5488-Assistant Chief Deputy Clk III	22	1.0	108,099	1.0	94,702	1.0	94,702
5496-Chief Deputy Clerk III	22	1.0	122,741	2.0	211,346	2.0	211,346
5497-Chief Deputy Clerk IV	23	2.0	256,257	1.0	129,018	1.0	129,018
5534-Assistant Manager III-CCC	14	1.0	63,542	1.0	63,542	1.0	63,542
5535-Assistant Manager IV-CCC	15	1.0	65,678	1.0	66,999	1.0	66,999
5537-Time Auditor I	10	1.0	48,056	1.0	48,056	1.0	48,056
5543-Data Auditor III	12	1.0	51,943	1.0	52,993	1.0	52,993
5544-General Office Assistant I	10	2.0	95,100	2.0	96,047	2.0	96,047
5546-General Office Assistant IV	12	2.0	104,326	2.0	106,363	2.0	106,363
5596-Assistant Comptroller-CCC	22	1.0	99,913	1.0	110,397	1.0	110,397
5623-Financial Room Clerk III CCC	11	1.0	53,805	1.0	53,805	1.0	53,805
5635-Accountant I Senior CCC	12	3.0	172,879	2.0	115,253	2.0	115,253
5636-Accountant II Senior CCC	14	1.0	66,261	1.0	66,260	1.0	66,260
5675-Accountant IV-CCC	15	1.0	55,307	1.0	56,420	1.0	56,420
5676-Accountant V-CCC	16	1.0	73,064	1.0	73,064	1.0	73,064
5682-Timekeeper Admin Asst III CCC	16	1.0	56,230	1.0	57,158	1.0	57,158
5684-Assistant Manager V CCC	16	2.0	120,624	2.0	123,053	2.0	123,053
5734-File Manager IV-CCC	17	1.0	65,041	-	-	-	-
5739-General Office Assist VI CCC	14	1.0	63,542	1.0	63,542	1.0	63,542
5743-Manager II-CCC	15	1.0	60,129	1.0	61,339	1.0	61,339
5744-Manager III-CCC	16	-	1	-	-	-	-
5745-Manager IV-CCC	17	1.0	78,740	-	-	-	-
5746-Manager V-CCC	18	1.0	82,625	1.0	84,291	1.0	84,291
5748-Manager VII-CCC	20	1.0	83,989	1.0	85,682	1.0	85,682
5774-Procurement Analyst I-CCC	14	1.0	58,353	1.0	59,528	1.0	59,528
5775-Procurement Analyst III-CCC	16	-	1	-	-	-	-
5776-Procurement Analyst IV-CCC	17	1.0	71,954	1.0	73,404	1.0	73,404
5777-Procurement Specialist VI-CCC	20	1.0	92,669	1.0	94,540	1.0	94,540
5807-Bookkeeper VIII-CCC	16	1.0	73,067	1.0	73,064	1.0	73,064
6005-Senior Accounting Analyst	21	1.0	69,164	1.0	81,696	1.0	81,696
6896-Administrative Support III-CCC	15	1.0	56,448	1.0	57,585	1.0	57,585
6897-Administrative Support IV-CCC	16	1.0	73,064	1.0	73,064	1.0	73,064
6899-Administrative Support VI-CCC	18	1.0	84,440	1.0	84,440	1.0	84,440
9217-Auditor - CCC	16	-	-	4.0	184,712	4.0	184,712
9218-Senior Accountant - CCC	21	-	-	1.0	69,164	1.0	69,164
9219-Accountant VI - CCC	19	-	-	2.0	114,446	2.0	114,446
9220-Senior Budget Analyst - CCC	19	-	-	1.0	57,223	1.0	57,223
9221-Senior Procurement Analyst - CCC	19	-	-	1.0	57,223	1.0	57,223
9222-Financial Support Specialist - CCC	18	-	-	1.0	52,310	1.0	52,310
9223-Payroll Analyst - CCC	16	-	-	1.0	46,178	1.0	46,178
		48.2	\$3,307,902	55.1	\$3,604,976	55.1	\$3,604,976
11295-Cashier							
0141-Accountant I	11	-	0	-	-	-	-
0174-Bookkeeper IV	14	0.2	13,252	0.2	13,252	0.2	13,252

PERSONAL SERVICES - SUMMARY OF POSITIONS BY PROGRAM AND JOB CODE

Job Code/Title	Grade	2021 Approved & Adopted		2022 Department Request		2022 President's Recommendation	
		FTE Pos.	Salaries	FTE Pos.	Salaries	FTE Pos.	Salaries
0227-Cashier II	10	18.1	828,745	18.1	800,395	18.1	800,395
0228-Cashier III	12	6.0	335,923	5.3	296,949	5.3	296,949
0907-Clerk V	11	1.0	53,549	0.2	10,249	0.2	10,249
0955-Data Entry Operator III/G11	11	0.1	5,212	0.1	5,381	0.1	5,381
4210-Data Entry Oper II Sr Courts	10	0.1	4,193	0.1	4,372	0.1	4,372
4220-Clerk IV Senior Courts	10	2.1	84,944	2.1	79,875	2.1	79,875
5622-Financial Room Clerk II CCC	10	1.5	69,391	1.5	69,771	1.5	69,771
5623-Financial Room Clerk III CCC	11	0.2	10,048	0.2	10,048	0.2	10,048
5625-Financial Room Clerk V CCC	13	0.5	30,857	-	-	-	-
5626-Financial Room Clerk VI CCC	14	0.5	33,130	-	-	-	-
5629-Cashier II Senior CCC	11	6.4	337,214	5.8	304,758	5.8	304,758
5630-Cashier IV-CCC	13	9.2	556,876	9.2	560,995	9.2	560,995
5636-Accountant II Senior CCC	14	0.2	13,252	0.2	13,252	0.2	13,252
5638-Data Entry Operator IV	13	0.1	6,171	0.1	6,171	0.1	6,171
5639-Admin Assistant I Senior CCC	13	0.1	6,171	0.1	6,171	0.1	6,171
6646-Cashier V-CCC	14	13.1	863,421	10.0	644,516	10.0	644,516
7668-Appeals Clerk II	11	4.0	190,464	4.0	192,665	4.0	192,665
		63.4	\$3,442,815	57.2	\$3,018,821	57.2	\$3,018,821
11665-Civil Appeals							
0046-Admin Assistant I	12	1.0	47,560	0.2	11,525	0.2	11,525
0907-Clerk V	11	3.1	165,683	3.1	164,544	3.1	164,544
0955-Data Entry Operator III/G11	11	0.1	5,381	0.1	5,381	0.1	5,381
4220-Clerk IV Senior Courts	10	6.1	260,395	7.1	285,662	7.1	285,662
5641-Administrative Aide I CCC	14	0.1	6,626	0.1	6,626	0.1	6,626
7668-Appeals Clerk II	11	7.5	388,343	5.7	283,133	5.7	283,133
7669-Appeals Clerk III	12	2.8	155,745	2.8	159,090	2.8	159,090
7670-Appeals Clerk IV	13	3.8	222,138	3.7	220,468	3.7	220,468
		24.5	\$1,251,871	22.8	\$1,136,427	22.8	\$1,136,427
12520-Customer Service							
0046-Admin Assistant I	12	13.1	744,176	11.4	652,152	11.4	652,152
0141-Accountant I	11	-	0	-	-	-	-
0142-Accountant II	13	1.9	117,256	0.9	55,542	0.9	55,542
0173-Bookkeeper III	11	0.9	47,704	0.9	48,425	0.9	48,425
0174-Bookkeeper IV	14	1.8	119,269	1.8	119,269	1.8	119,269
0227-Cashier II	10	5.3	240,957	5.3	230,216	5.3	230,216
0228-Cashier III	12	2.4	132,704	1.7	92,867	1.7	92,867
0551-Court Clerk I	13	44.6	2,606,020	44.4	2,546,896	44.4	2,546,896
0552-Court Clerk II	14	9.9	650,777	6.4	421,868	6.4	421,868
0608-Court Clerk/Trainer	15	1.3	92,728	1.2	76,251	1.2	76,251
0907-Clerk V	11	25.5	1,318,650	19.3	992,041	19.3	992,041
0955-Data Entry Operator III/G11	11	2.2	116,771	1.8	93,947	1.8	93,947
4210-Data Entry Oper II Sr Courts	10	4.2	194,192	3.5	163,021	3.5	163,021
4215-Warehouse Records Clerk I Sr	10	-	-	2.0	74,027	2.0	74,027
4220-Clerk IV Senior Courts	10	63.9	2,680,854	66.2	2,655,629	66.2	2,655,629
5545-General Office Assistant III	11	0.2	9,013	0.2	9,195	0.2	9,195
5622-Financial Room Clerk II CCC	10	0.7	31,620	0.7	32,000	0.7	32,000
5623-Financial Room Clerk III CCC	11	0.2	10,048	0.2	10,048	0.2	10,048
5625-Financial Room Clerk V CCC	13	0.2	12,343	-	-	-	-
5626-Financial Room Clerk VI CCC	14	0.2	13,252	-	-	-	-
5627-Bookkeeper II Senior CCC	10	1.0	46,853	1.0	47,820	1.0	47,820
5629-Cashier II Senior CCC	11	1.7	89,885	1.6	85,285	1.6	85,285

PERSONAL SERVICES - SUMMARY OF POSITIONS BY PROGRAM AND JOB CODE

Job Code/Title	Grade	2021 Approved & Adopted		2022 Department Request		2022 President's Recommendation	
		FTE Pos.	Salaries	FTE Pos.	Salaries	FTE Pos.	Salaries
5630-Cashier IV-CCC	13	1.6	96,617	1.6	97,956	1.6	97,956
5635-Accountant I Senior CCC	12	0.1	5,763	-	-	-	-
5636-Accountant II Senior CCC	14	0.2	13,252	0.2	13,252	0.2	13,252
5637-Data Entry Oper III Senior-CCC	12	1.2	68,373	1.0	56,969	1.0	56,969
5638-Data Entry Operator IV	13	1.3	80,228	1.3	80,228	1.3	80,228
5639-Admin Assistant I Senior CCC	13	2.2	135,770	1.2	74,056	1.2	74,056
5640-Warrant Clerk	13	0.5	30,216	0.5	30,294	0.5	30,294
5641-Administrative Aide I CCC	14	0.2	13,252	0.2	13,252	0.2	13,252
6586-Expungement Clerk II	11	2.4	125,093	2.2	115,316	2.2	115,316
6587-Expungement Clerk III	12	0.7	40,338	0.7	40,338	0.7	40,338
6588-Expungement Clerk IV	13	0.2	11,626	-	-	-	-
6646-Cashier V-CCC	14	3.2	211,961	2.7	175,432	2.7	175,432
6658-Expungement Clerk I	10	-	-	4.0	148,054	4.0	148,054
7668-Appeals Clerk II	11	2.9	141,526	2.7	132,852	2.7	132,852
7669-Appeals Clerk III	12	0.6	33,624	0.6	34,194	0.6	34,194
7670-Appeals Clerk IV	13	0.7	41,130	0.6	35,958	0.6	35,958
7667-Appeals Clerk I	10	-	-	3.0	111,041	3.0	111,041
		199.2	\$10,323,840	193.0	\$9,565,691	193.0	\$9,565,691
12580-Data Entry Section							
0046-Admin Assistant I	12	9.5	535,345	7.8	442,763	7.8	442,763
0141-Accountant I	11	-	0	-	-	-	-
0142-Accountant II	13	0.5	30,857	0.5	30,857	0.5	30,857
0227-Cashier II	10	1.6	75,373	1.6	75,387	1.6	75,387
0228-Cashier III	12	1.6	92,181	1.6	92,202	1.6	92,202
0551-Court Clerk I	13	38.7	2,258,496	38.5	2,223,910	38.5	2,223,910
0552-Court Clerk II	14	11.2	739,942	8.4	554,852	8.4	554,852
0608-Court Clerk/Trainer	15	1.8	113,349	1.7	100,702	1.7	100,702
0907-Clerk V	11	17.6	931,846	14.6	764,249	14.6	764,249
0955-Data Entry Operator III/G11	11	9.6	509,104	7.0	368,125	7.0	368,125
1022-Warehouse Records Clerk II	11	0.5	26,903	0.5	26,903	0.5	26,903
1023-Warehouse Records Clerk III	12	0.5	28,813	0.5	28,813	0.5	28,813
1108-Programmer IV	22	0.6	56,618	-	-	-	-
4210-Data Entry Oper II Sr Courts	10	7.9	363,305	6.7	310,052	6.7	310,052
4215-Warehouse Records Clerk I Sr	10	1.0	47,298	6.0	232,921	6.0	232,921
4220-Clerk IV Senior Courts	10	43.9	1,897,822	43.8	1,813,073	43.8	1,813,073
5622-Financial Room Clerk II CCC	10	0.2	9,443	2.2	83,470	2.2	83,470
5625-Financial Room Clerk V CCC	13	1.0	60,547	0.6	36,326	0.6	36,326
5629-Cashier II Senior CCC	11	0.6	32,036	0.5	26,391	0.5	26,391
5630-Cashier IV-CCC	13	0.5	30,337	0.5	30,436	0.5	30,436
5631-Driver I CCC	11	0.5	25,120	0.5	25,120	0.5	25,120
5635-Accountant I Senior CCC	12	0.1	5,763	-	-	-	-
5636-Accountant II Senior CCC	14	1.5	99,391	1.5	99,391	1.5	99,391
5637-Data Entry Oper III Senior-CCC	12	13.1	748,575	7.8	444,532	7.8	444,532
5638-Data Entry Operator IV	13	5.0	308,569	4.0	246,854	4.0	246,854
5639-Admin Assistant I Senior CCC	13	0.6	37,028	0.1	6,171	0.1	6,171
5640-Warrant Clerk	13	1.6	97,950	1.6	98,134	1.6	98,134
5641-Administrative Aide I CCC	14	1.5	99,391	1.5	99,391	1.5	99,391
5744-Manager III-CCC	16	-	1	-	-	-	-
5745-Manager IV-CCC	17	-	1	-	-	-	-
5807-Bookkeeper VIII-CCC	16	-	1	-	-	-	-
6586-Expungement Clerk II	11	2.3	112,859	1.8	89,208	1.8	89,208

PERSONAL SERVICES - SUMMARY OF POSITIONS BY PROGRAM AND JOB CODE

Job Code/Title	Grade	2021 Approved & Adopted		2022 Department Request		2022 President's Recommendation	
		FTE Pos.	Salaries	FTE Pos.	Salaries	FTE Pos.	Salaries
6587-Expungement Clerk III	12	0.4	23,051	-	-	-	-
6588-Expungement Clerk IV	13	0.1	5,813	-	-	-	-
6646-Cashier V-CCC	14	0.1	6,626	0.1	6,626	0.1	6,626
6658-Expungement Clerk I	10	-	-	5.1	188,769	5.1	188,769
7668-Appeals Clerk II	11	2.0	94,427	1.1	56,159	1.1	56,159
7669-Appeals Clerk III	12	0.2	11,243	0.2	11,426	0.2	11,426
7670-Appeals Clerk IV	13	1.2	72,760	1.2	73,549	1.2	73,549
7667-Appeals Clerk I	10	-	-	1.2	44,416	1.2	44,416
		179.0	\$9,588,181	170.7	\$8,731,179	170.7	\$8,731,179
14250-General Counsel							
5491-General Counsel-CCC	24	1.0	123,746	1.0	135,000	1.0	135,000
5546-General Office Assistant IV	12	1.0	46,005	1.0	46,932	1.0	46,932
5676-Accountant V-CCC	16	1.0	64,368	-	-	-	-
5737-Deputy General Counsel I-CCC	20	0.5	44,549	-	-	-	-
5738-Deputy General Counsel III-CCC	22	1.0	76,041	-	-	-	-
5751-MIS Analyst VII Admin-CCC	18	1.0	81,812	1.0	83,461	1.0	83,461
9018-Deputy General Counsel - CCC	23	-	-	1.0	126,365	1.0	126,365
9037-Deputy General Counsel - Labor & Employment	23	-	-	0.5	63,797	0.5	63,797
		5.5	\$436,521	4.5	\$455,554	4.5	\$455,554
14915-Human Resources							
5486-Assistant Chief Deputy Clerk I	20	1.0	99,570	-	-	-	-
5488-Assistant Chief Deputy Clk III	22	2.0	235,311	1.0	94,679	1.0	94,679
5496-Chief Deputy Clerk III	22	-	-	1.0	106,719	1.0	106,719
5497-Chief Deputy Clerk IV	23	3.0	285,939	-	-	-	-
5737-Deputy General Counsel I-CCC	20	0.5	44,549	-	-	-	-
5742-Manager I-CCC	14	1.0	60,757	1.0	60,316	1.0	60,316
5743-Manager II-CCC	15	1.0	59,088	-	-	-	-
5744-Manager III-CCC	16	1.0	73,064	1.0	73,064	1.0	73,064
5745-Manager IV-CCC	17	1.0	78,740	1.0	78,743	1.0	78,743
5771-Personnel Analyst I - CCC	14	1.0	61,950	1.0	63,200	1.0	63,200
5772-Personnel Analyst III-CCC	16	1.0	71,271	1.0	72,706	1.0	72,706
5773-Personnel Specialist I-CCC	10	-	1	-	-	-	-
5793-Chief HR Officer-CCC	24	1.0	109,242	1.0	140,000	1.0	140,000
6895-Administrative Support II-CCC	14	1.0	62,588	-	-	-	-
6902-Investigator II-CCC	16	1.0	72,236	1.0	73,064	1.0	73,064
7763-First Deputy General Counsel - CCC	23	0.5	63,213	0.5	64,493	0.5	64,493
7751-Director of Compliance - CCC	22	1.0	76,041	1.0	76,043	1.0	76,043
9010-Chief Deputy Clerk, Personnel Srvc/Training & Dev. - CCC	22	-	-	1.0	117,703	1.0	117,703
9037-Deputy General Counsel - Labor & Employment	23	-	-	0.5	63,797	0.5	63,797
9048-Director of Labor Relations	22	-	-	1.0	116,966	1.0	116,966
9049-Labor Liaison Officer	20	-	-	1.0	76,402	1.0	76,402
9087-Deputy Director of Training & Development	22	-	-	1.0	93,920	1.0	93,920
9134-Chief Deputy Clerk, Accounting & Auditing	22	-	-	1.0	104,632	1.0	104,632
9210-Workforce Strategy Analyst - CCC	20	-	-	1.0	62,912	1.0	62,912
9213-HRIS Analyst I - CCC	20	-	-	1.0	62,912	1.0	62,912
9214-HRIS Transaction Specialist - CCC	17	-	-	1.0	48,782	1.0	48,782
9215-Labor Relations Manager- CCC	19	-	-	1.0	57,223	1.0	57,223
9228-Senior Applicaation Developer - CCC	22	-	-	1.0	76,043	1.0	76,043
		17.0	\$1,453,561	21.0	\$1,784,320	21.0	\$1,784,320
15050-Information Technology							
4220-Clerk IV Senior Courts	10	1.0	35,743	1.0	31,951	1.0	31,951

PERSONAL SERVICES - SUMMARY OF POSITIONS BY PROGRAM AND JOB CODE

Job Code/Title	Grade	2021 Approved & Adopted		2022 Department Request		2022 President's Recommendation	
		FTE Pos.	Salaries	FTE Pos.	Salaries	FTE Pos.	Salaries
5488-Assistant Chief Deputy Clk III	22	-	-	1.0	94,332	1.0	94,332
5496-Chief Deputy Clerk III	22	1.0	122,741	-	-	-	-
5596-Assistant Comptroller-CCC	22	-	-	1.0	111,018	1.0	111,018
5745-Manager IV-CCC	17	-	1	-	-	-	-
5755-MIS Analyst V Networks-CCC	18	1.0	52,310	1.0	52,310	1.0	52,310
8876-Programmer IV - CCC	22	1.0	100,543	-	-	-	-
9009-Business Process Reengineer & Quality Contr. Officer - CCC	22	-	-	1.0	106,264	1.0	106,264
9012-Chief Deputy Clerk, Network, Server Supt/Desktop, Client Svc	22	-	-	1.0	104,632	1.0	104,632
9195-Labor Counsel	22	-	-	1.0	76,043	1.0	76,043
9211-Senior Workforce Strategy Analyst - CCC	22	-	-	1.0	76,043	1.0	76,043
9216-Leave of Absence Coordinator - CCC	22	-	-	1.0	76,043	1.0	76,043
9224-Server Administrator - CCC	22	-	-	1.0	76,043	1.0	76,043
9225-Desktop Support Technician I - CCC	18	-	-	1.0	52,310	1.0	52,310
9226-SQL Application Developer - CCC	22	-	-	1.0	76,043	1.0	76,043
9227-Senior SQL Database Administrator - CCC	22	-	-	1.0	76,043	1.0	76,043
9229-Senior .NET Developer - CCC	22	-	-	1.0	76,043	1.0	76,043
9230-Desktop Support Analyst I - CCC	15	-	-	1.0	42,424	1.0	42,424
9231-Senior Systems Web Developer - CCC	22	-	-	1.0	76,043	1.0	76,043
		4.0	\$311,338	16.0	\$1,203,582	16.0	\$1,203,582
15110-Inspector General							
0552-Court Clerk II	14	0.6	39,756	0.6	39,756	0.6	39,756
5486-Assistant Chief Deputy Clerk I	20	1.0	82,684	-	-	-	-
5488-Assistant Chief Deputy Clk III	22	-	-	1.0	94,549	1.0	94,549
5497-Chief Deputy Clerk IV	23	2.0	218,090	-	-	-	-
5542-Data Auditor I	10	1.0	48,056	1.0	48,056	1.0	48,056
5729-Executive Assistant I - CCC	17	-	1	-	-	-	-
5744-Manager III-CCC	16	1.0	73,065	-	-	-	-
5797-Inspector General Assoc Clerk	24	1.0	129,443	1.0	135,000	1.0	135,000
6902-Investigator II-CCC	16	2.0	141,541	2.0	142,924	2.0	142,924
9008-Investigator VII - CCC	20	-	-	2.0	154,322	2.0	154,322
9013-Chief Investigator - CCC	23	-	-	1.0	107,483	1.0	107,483
9033-Deputy Chief Security Officer	22	-	-	1.0	94,428	1.0	94,428
9090-Deputy Director of Personnel Services	22	-	-	1.0	93,920	1.0	93,920
9095-Director of Training & Development	22	-	-	1.0	116,966	1.0	116,966
9209-Paralegal - CCC	19	-	-	1.0	57,223	1.0	57,223
9235-Assistant Inspector General - CCC	20	-	-	2.0	125,823	2.0	125,823
9236-Senior Security Investigator - CCC	20	-	-	1.0	62,912	1.0	62,912
		8.6	\$732,637	15.6	\$1,273,364	15.6	\$1,273,364
18365-Public Information							
0010-Associate Clerk Circuit Court	24	1.0	115,942	1.0	100,000	1.0	100,000
5486-Assistant Chief Deputy Clerk I	20	1.0	62,912	-	-	-	-
5488-Assistant Chief Deputy Clk III	22	-	-	1.0	94,642	1.0	94,642
5744-Manager III-CCC	16	1.0	70,075	-	-	-	-
6897-Administrative Support IV-CCC	16	1.0	61,151	1.0	62,384	1.0	62,384
8997-Executive Clerk of External Affairs	24	-	-	1.0	135,000	1.0	135,000
9232-Community Engagement & Outreach Coordinator - CCC	18	-	-	1.0	52,310	1.0	52,310
9234-Publication, Digital, & Multimedia Content Coord - CCC	20	-	-	1.0	62,912	1.0	62,912
		4.0	\$310,080	6.0	\$507,248	6.0	\$507,248
18695-Records Retention							
0551-Court Clerk I	13	0.1	5,724	0.1	5,849	0.1	5,849
0552-Court Clerk II	14	0.1	6,626	0.1	6,626	0.1	6,626

PERSONAL SERVICES - SUMMARY OF POSITIONS BY PROGRAM AND JOB CODE

Job Code/Title	Grade	2021 Approved & Adopted		2022 Department Request		2022 President's Recommendation	
		FTE Pos.	Salaries	FTE Pos.	Salaries	FTE Pos.	Salaries
0907-Clerk V	11	9.3	494,401	7.3	390,200	7.3	390,200
0955-Data Entry Operator III/G11	11	0.1	5,381	0.1	5,381	0.1	5,381
4215-Warehouse Records Clerk I Sr	10	-	-	1.0	37,014	1.0	37,014
4220-Clerk IV Senior Courts	10	11.5	509,183	10.5	475,140	10.5	475,140
5622-Financial Room Clerk II CCC	10	-	-	2.0	74,027	2.0	74,027
6586-Expungement Clerk II	11	0.1	5,024	0.1	5,024	0.1	5,024
7668-Appeals Clerk II	11	0.9	45,191	0.8	40,297	0.8	40,297
7669-Appeals Clerk III	12	0.1	5,486	0.1	5,663	0.1	5,663
7670-Appeals Clerk IV	13	0.1	6,171	0.1	6,171	0.1	6,171
		22.3	\$1,083,187	22.2	\$1,051,392	22.2	\$1,051,392
35025-Bond and Warrant Processing							
0046-Admin Assistant I	12	1.5	86,440	0.4	23,051	0.4	23,051
0173-Bookkeeper III	11	1.1	59,106	1.1	59,186	1.1	59,186
0227-Cashier II	10	0.2	9,448	0.2	7,403	0.2	7,403
0551-Court Clerk I	13	4.7	274,867	4.7	272,665	4.7	272,665
0552-Court Clerk II	14	0.4	24,768	0.1	4,890	0.1	4,890
0955-Data Entry Operator III/G11	11	0.1	5,274	0.1	5,381	0.1	5,381
4220-Clerk IV Senior Courts	10	5.0	232,129	6.5	283,161	6.5	283,161
4802-File Manager I	14	-	-	1.0	62,876	1.0	62,876
5622-Financial Room Clerk II CCC	10	1.4	63,811	2.4	101,606	2.4	101,606
5623-Financial Room Clerk III CCC	11	0.4	20,096	0.4	20,096	0.4	20,096
5625-Financial Room Clerk V CCC	13	7.3	442,344	4.2	254,280	4.2	254,280
5626-Financial Room Clerk VI CCC	14	0.3	19,878	-	-	-	-
5635-Accountant I Senior CCC	12	0.8	46,101	-	-	-	-
5640-Warrant Clerk	13	8.3	500,756	8.3	486,686	8.3	486,686
6658-Expungement Clerk I	10	-	-	0.1	3,701	0.1	3,701
7668-Appeals Clerk II	11	0.2	10,761	-	-	-	-
		31.7	\$1,795,780	29.5	\$1,584,981	29.5	\$1,584,981
35100-Court Filings							
0046-Admin Assistant I	12	6.9	388,662	5.5	316,649	5.5	316,649
0227-Cashier II	10	2.3	106,167	3.3	133,019	3.3	133,019
0228-Cashier III	12	1.9	101,088	1.3	66,815	1.3	66,815
0551-Court Clerk I	13	3.0	180,446	3.0	179,023	3.0	179,023
0552-Court Clerk II	14	1.6	106,017	0.9	59,634	0.9	59,634
0907-Clerk V	11	10.2	541,694	9.1	473,304	9.1	473,304
0955-Data Entry Operator III/G11	11	2.0	104,759	2.0	105,147	2.0	105,147
1108-Programmer IV	22	0.4	37,745	-	-	-	-
4210-Data Entry Oper II Sr Courts	10	2.6	119,269	1.8	81,803	1.8	81,803
4220-Clerk IV Senior Courts	10	24.9	1,101,871	27.0	1,141,730	27.0	1,141,730
5545-General Office Assistant III	11	0.8	36,051	0.8	36,780	0.8	36,780
5622-Financial Room Clerk II CCC	10	-	-	2.0	74,027	2.0	74,027
5623-Financial Room Clerk III CCC	11	0.2	10,048	0.2	10,048	0.2	10,048
5629-Cashier II Senior CCC	11	1.2	62,307	1.1	57,209	1.1	57,209
5630-Cashier IV-CCC	13	0.5	29,840	0.5	30,016	0.5	30,016
5638-Data Entry Operator IV	13	1.6	98,742	1.6	98,742	1.6	98,742
5639-Admin Assistant I Senior CCC	13	0.1	6,171	0.1	6,171	0.1	6,171
5640-Warrant Clerk	13	0.2	12,343	0.2	12,343	0.2	12,343
5641-Administrative Aide I CCC	14	0.4	26,504	0.4	26,504	0.4	26,504
5744-Manager III-CCC	16	-	0	-	-	-	-
5745-Manager IV-CCC	17	-	1	-	-	-	-
5807-Bookkeeper VIII-CCC	16	-	0	-	-	-	-

PERSONAL SERVICES - SUMMARY OF POSITIONS BY PROGRAM AND JOB CODE

Job Code/Title	Grade	2021 Approved & Adopted		2022 Department Request		2022 President's Recommendation	
		FTE Pos.	Salaries	FTE Pos.	Salaries	FTE Pos.	Salaries
6586-Expungement Clerk II	11	0.1	5,314	-	-	-	-
6588-Expungement Clerk IV	13	0.6	34,878	-	-	-	-
6646-Cashier V-CCC	14	0.4	26,480	0.2	13,252	0.2	13,252
6658-Expungement Clerk I	10	-	-	1.0	37,014	1.0	37,014
7668-Appeals Clerk II	11	1.0	45,790	0.5	21,560	0.5	21,560
7669-Appeals Clerk III	12	0.1	5,757	0.1	5,763	0.1	5,763
7670-Appeals Clerk IV	13	0.5	29,856	0.5	30,355	0.5	30,355
7667-Appeals Clerk I	10	-	-	3.0	111,041	3.0	111,041
		63.5	\$3,217,801	66.1	\$3,127,951	66.1	\$3,127,951
35105-Court Operations Management							
0010-Associate Clerk Circuit Court	24	4.0	518,080	4.0	520,000	4.0	520,000
4800-Director of Investigations-CCC	21	1.0	111,644	-	-	-	-
4804-File Manager III	16	2.0	141,175	2.0	142,549	2.0	142,549
5486-Assistant Chief Deputy Clerk I	20	5.0	426,828	-	-	-	-
5487-Assistant Chief Deputy Clk II	21	2.0	191,141	-	-	-	-
5488-Assistant Chief Deputy Clk III	22	5.0	448,936	13.0	1,229,094	13.0	1,229,094
5494-Chief Deputy Clerk I	20	1.0	101,548	-	-	-	-
5496-Chief Deputy Clerk III	22	2.0	184,928	17.0	1,817,753	17.0	1,817,753
5497-Chief Deputy Clerk IV	23	15.0	1,549,991	-	-	-	-
5532-Asst Mgr I- Court Operations	12	1.5	77,908	1.5	78,367	1.5	78,367
5534-Assistant Manager III-CCC	14	6.0	346,528	7.0	396,226	7.0	396,226
5535-Assistant Manager IV-CCC	15	1.0	59,647	1.0	60,847	1.0	60,847
5542-Data Auditor I	10	1.0	45,386	1.0	29,771	1.0	29,771
5544-General Office Assistant I	10	2.0	95,842	2.0	96,113	2.0	96,113
5545-General Office Assistant III	11	2.0	99,009	2.0	100,507	2.0	100,507
5654-Manager	12	1.0	46,210	1.0	47,141	1.0	47,141
5680-TimekeeperAdmin Asst I CCC	14	7.0	391,947	6.0	331,067	6.0	331,067
5681-Timekeeper Admin Asst II CCC	15	1.0	68,476	1.0	68,478	1.0	68,478
5682-Timekeeper Admin Asst III CCC	16	1.0	73,065	1.0	73,064	1.0	73,064
5684-Assistant Manager V CCC	16	3.0	208,301	2.0	144,627	2.0	144,627
5685-Courtroom Manager I-CCC	16	2.0	125,496	2.0	126,555	2.0	126,555
5728-Executive Clerk Court Operatio	24	1.0	132,664	1.0	135,000	1.0	135,000
5730-Executive Assistant II- CCC	18	-	-	6.0	427,357	6.0	427,357
5739-General Office Assist VI CCC	14	1.0	51,950	1.0	53,001	1.0	53,001
5742-Manager I-CCC	14	7.0	403,409	7.0	409,488	7.0	409,488
5743-Manager II-CCC	15	3.0	174,782	2.0	112,862	2.0	112,862
5744-Manager III-CCC	16	17.0	1,156,832	14.0	934,775	14.0	934,775
5745-Manager IV-CCC	17	8.0	581,889	8.0	584,712	8.0	584,712
5746-Manager V-CCC	18	17.0	1,330,962	21.0	1,404,109	21.0	1,404,109
5748-Manager VII-CCC	20	3.0	243,659	3.0	247,966	3.0	247,966
5762-MIS Analyst I Methods-CCC	19	1.0	92,369	1.0	92,371	1.0	92,371
5776-Procurement Analyst IV-CCC	17	1.0	48,780	-	-	-	-
5802-Administrative Support VI	18	1.0	84,440	1.0	84,440	1.0	84,440
5805-Bookkeeper VI	14	1.0	58,558	1.0	59,736	1.0	59,736
5818-Executive Assistant I	20	1.0	79,169	1.0	76,802	1.0	76,802
6895-Administrative Support II-CCC	14	2.0	116,812	3.0	175,071	3.0	175,071
6897-Administrative Support IV-CCC	16	3.0	199,464	2.0	128,947	2.0	128,947
6898-Administrative Support V-CCC	17	1.0	75,431	1.0	76,954	1.0	76,954
6899-Administrative Support VI-CCC	18	5.0	382,258	4.0	310,241	4.0	310,241
6901-Admin Support VIII-CCC	20	1.0	101,548	-	-	-	-
6902-Investigator II-CCC	16	1.0	73,064	-	-	-	-

PERSONAL SERVICES - SUMMARY OF POSITIONS BY PROGRAM AND JOB CODE

Job Code/Title	Grade	2021 Approved & Adopted		2022 Department Request		2022 President's Recommendation	
		FTE Pos.	Salaries	FTE Pos.	Salaries	FTE Pos.	Salaries
7763-First Deputy General Counsel - CCC	23	0.5	63,213	0.5	64,493	0.5	64,493
8877-File Manager I - CCC	14	2.0	114,019	-	-	-	-
9016-Chief Deputy Clerk, Systems & Application Services - CCC	22	-	-	1.0	104,632	1.0	104,632
9018-Deputy General Counsel - CCC	23	-	-	1.0	126,353	1.0	126,353
		143.0	\$10,877,359	143.0	\$10,871,468	143.0	\$10,871,468
35110-Courtroom Clerks, Calls and Services							
0046-Admin Assistant I	12	7.2	394,752	4.2	239,158	4.2	239,158
0142-Accountant II	13	0.9	55,542	0.9	55,542	0.9	55,542
0551-Court Clerk I	13	236.1	13,637,650	274.7	15,046,131	274.7	15,046,131
0552-Court Clerk II	14	61.4	4,031,544	41.0	2,694,981	41.0	2,694,981
0608-Court Clerk/Trainer	15	7.8	542,633	9.1	559,392	9.1	559,392
0907-Clerk V	11	8.9	471,334	8.7	462,669	8.7	462,669
0955-Data Entry Operator III/G11	11	2.0	105,694	2.0	105,629	2.0	105,629
4210-Data Entry Oper II Sr Courts	10	0.1	4,777	0.1	4,777	0.1	4,777
4220-Clerk IV Senior Courts	10	14.2	625,793	35.1	1,284,128	35.1	1,284,128
5532-Asst Mgr I- Court Operations	12	0.5	22,648	0.5	23,105	0.5	23,105
5622-Financial Room Clerk II CCC	10	0.2	9,443	1.2	46,456	1.2	46,456
5625-Financial Room Clerk V CCC	13	1.0	60,547	0.6	36,326	0.6	36,326
5637-Data Entry Oper III Senior-CCC	12	0.1	5,488	0.1	5,608	0.1	5,608
5638-Data Entry Operator IV	13	0.5	30,857	0.5	30,857	0.5	30,857
5639-Admin Assistant I Senior CCC	13	0.6	37,028	0.6	37,028	0.6	37,028
5640-Warrant Clerk	13	0.1	6,171	14.1	643,812	14.1	643,812
5641-Administrative Aide I CCC	14	0.1	6,626	0.1	6,626	0.1	6,626
6586-Expungement Clerk II	11	0.9	46,028	0.8	41,289	0.8	41,289
6658-Expungement Clerk I	10	-	-	5.7	210,978	5.7	210,978
7668-Appeals Clerk II	11	1.2	58,385	1.2	58,461	1.2	58,461
7669-Appeals Clerk III	12	0.2	11,514	0.2	11,525	0.2	11,525
7670-Appeals Clerk IV	13	0.5	30,265	0.5	30,457	0.5	30,457
7667-Appeals Clerk I	10	-	-	0.6	22,208	0.6	22,208
9212-Training Coordinator - CCC	19	-	-	1.0	57,223	1.0	57,223
9233-Facilities Management Coordinator - CCC	17	-	-	1.0	48,782	1.0	48,782
		344.5	\$20,194,721	404.5	\$21,763,148	404.5	\$21,763,148
35220-Expungement and DUIs							
0046-Admin Assistant I	12	0.6	34,469	0.2	11,525	0.2	11,525
0551-Court Clerk I	13	0.1	6,171	0.1	6,171	0.1	6,171
0907-Clerk V	11	0.2	10,130	-	-	-	-
4210-Data Entry Oper II Sr Courts	10	0.1	4,683	-	-	-	-
4220-Clerk IV Senior Courts	10	2.2	85,420	3.2	117,597	3.2	117,597
5639-Admin Assistant I Senior CCC	13	-	1	-	-	-	-
6586-Expungement Clerk II	11	6.5	326,930	4.6	230,725	4.6	230,725
6587-Expungement Clerk III	12	0.9	51,864	0.3	17,288	0.3	17,288
		10.6	\$519,667	8.4	\$383,306	8.4	\$383,306
35390-Orders of Protection							
0046-Admin Assistant I	12	1.3	74,640	1.2	68,877	1.2	68,877
0227-Cashier II	10	2.3	99,088	2.3	93,483	2.3	93,483
0228-Cashier III	12	0.1	5,763	0.1	5,763	0.1	5,763
0551-Court Clerk I	13	4.1	244,052	4.1	235,261	4.1	235,261
0552-Court Clerk II	14	0.8	53,008	0.7	46,382	0.7	46,382
0608-Court Clerk/Trainer	15	0.1	7,133	-	-	-	-
0907-Clerk V	11	0.8	43,044	0.5	26,795	0.5	26,795
0955-Data Entry Operator III/G11	11	2.0	105,485	2.0	105,759	2.0	105,759

PERSONAL SERVICES - SUMMARY OF POSITIONS BY PROGRAM AND JOB CODE

Job Code/Title	Grade	2021 Approved & Adopted		2022 Department Request		2022 President's Recommendation	
		FTE Pos.	Salaries	FTE Pos.	Salaries	FTE Pos.	Salaries
4220-Clerk IV Senior Courts	10	2.8	127,536	2.9	124,841	2.9	124,841
5629-Cashier II Senior CCC	11	0.1	5,381	-	-	-	-
5630-Cashier IV-CCC	13	0.2	12,019	0.2	12,019	0.2	12,019
5637-Data Entry Oper III Senior-CCC	12	0.1	5,488	0.1	5,608	0.1	5,608
6586-Expungement Clerk II	11	0.1	5,075	0.1	5,255	0.1	5,255
6646-Cashier V-CCC	14	0.2	13,252	-	-	-	-
7668-Appeals Clerk II	11	0.2	10,368	0.2	10,014	0.2	10,014
7670-Appeals Clerk IV	13	0.6	37,028	0.2	12,343	0.2	12,343
		15.8	\$848,360	14.6	\$752,400	14.6	\$752,400
35460-Public Policy							
0010-Associate Clerk Circuit Court	24	1.0	126,067	1.0	110,000	1.0	110,000
0050-Administrative Assistant IV	18	2.0	156,841	1.0	84,440	1.0	84,440
0002-Clerk of the Circuit Court	SJU	1.0	105,000	1.0	105,000	1.0	105,000
5496-Chief Deputy Clerk III	22	1.0	89,030	1.0	106,677	1.0	106,677
5543-Data Auditor III	12	1.0	54,410	1.0	55,261	1.0	55,261
5544-General Office Assistant I	10	-	1	-	-	-	-
5727-Chief of Staff/Exec Clk PP&HR	24	1.0	142,827	1.0	150,000	1.0	150,000
5732-Executive Assistant VI-CCC	22	1.0	107,250	2.0	185,602	2.0	185,602
5733-Executive Assistant VII-CCC	23	1.0	115,134	-	-	-	-
5739-General Office Assist VI CCC	14	1.0	62,633	1.0	63,542	1.0	63,542
5745-Manager IV-CCC	17	2.0	133,497	1.0	66,713	1.0	66,713
5809-Bookkeeper X-CCC	18	1.0	84,440	1.0	84,440	1.0	84,440
6901-Admin Support VIII-CCC	20	1.0	98,046	1.0	100,019	1.0	100,019
8998-Senior Policy Advisor	24	-	-	1.0	150,000	1.0	150,000
9007-Exec Asst Scheduler to the Clerk - CCC	18	-	-	1.0	82,747	1.0	82,747
		14.0	\$1,275,178	14.0	\$1,344,441	14.0	\$1,344,441
35505-Scanning							
0046-Admin Assistant I	12	3.9	222,901	3.2	184,404	3.2	184,404
0227-Cashier II	10	0.2	8,177	0.2	7,673	0.2	7,673
0551-Court Clerk I	13	15.7	880,842	15.5	885,148	15.5	885,148
0552-Court Clerk II	14	4.6	302,843	3.5	230,176	3.5	230,176
0608-Court Clerk/Trainer	15	0.9	54,759	0.9	52,983	0.9	52,983
0907-Clerk V	11	4.6	247,446	4.3	231,363	4.3	231,363
0955-Data Entry Operator III/G11	11	3.7	194,096	3.7	194,625	3.7	194,625
1022-Warehouse Records Clerk II	11	0.5	26,903	0.5	26,903	0.5	26,903
1023-Warehouse Records Clerk III	12	0.5	28,813	0.5	28,813	0.5	28,813
4210-Data Entry Oper II Sr Courts	10	1.9	88,610	0.8	37,270	0.8	37,270
4215-Warehouse Records Clerk I Sr	10	1.0	47,298	2.0	84,866	2.0	84,866
4220-Clerk IV Senior Courts	10	11.4	502,430	13.5	575,622	13.5	575,622
5625-Financial Room Clerk V CCC	13	1.0	60,547	0.6	36,326	0.6	36,326
5631-Driver I CCC	11	0.5	25,120	0.5	25,120	0.5	25,120
5637-Data Entry Oper III Senior-CCC	12	1.3	74,411	0.8	45,598	0.8	45,598
5638-Data Entry Operator IV	13	0.4	24,685	0.4	24,685	0.4	24,685
5640-Warrant Clerk	13	0.3	17,081	0.3	17,343	0.3	17,343
5641-Administrative Aide I CCC	14	0.2	13,252	0.2	13,252	0.2	13,252
6586-Expungement Clerk II	11	0.3	15,718	0.1	5,022	0.1	5,022
6588-Expungement Clerk IV	13	0.1	5,813	-	-	-	-
6658-Expungement Clerk I	10	-	-	0.1	3,701	0.1	3,701
7668-Appeals Clerk II	11	3.1	150,164	2.8	136,618	2.8	136,618
7669-Appeals Clerk III	12	1.0	55,295	1.0	56,654	1.0	56,654
7670-Appeals Clerk IV	13	0.3	18,105	0.2	12,047	0.2	12,047

PERSONAL SERVICES - SUMMARY OF POSITIONS BY PROGRAM AND JOB CODE

Job Code/Title	Grade	2021 Approved & Adopted		2022 Department Request		2022 President's Recommendation	
		FTE Pos.	Salaries	FTE Pos.	Salaries	FTE Pos.	Salaries
7667-Appeals Clerk I	10	-	-	3.2	118,444	3.2	118,444
		57.4	\$3,065,308	58.8	\$3,034,656	58.8	\$3,034,656
Total Salaries and Positions		1,256.2	\$74,036,107	1,323.0	\$75,194,905	1,323.0	\$75,194,905
Turnover Adjustment		-	(4,268,692)	-	(5,444,849)	-	(5,444,849)
Operating Fund Totals		1,256.2	\$69,767,414	1,323.0	\$69,750,056	1,323.0	\$69,750,056

PERSONAL SERVICES - SUMMARY OF POSITIONS BY GRADE

Salary Grade	2021 Approved & Adopted		2022 Department Request		2022 President's Recommendation	
	FTE Pos.	Salaries	FTE Pos.	Salaries	FTE Pos.	Salaries
10	253.1	11,094,983	325.0	13,271,210	325.0	13,271,210
11	158.8	8,251,997	132.7	6,869,594	132.7	6,869,594
12	92.8	5,184,434	70.9	3,987,998	70.9	3,987,998
13	410.6	23,947,953	451.4	25,209,539	451.4	25,209,539
14	149.0	9,550,202	114.1	7,250,454	114.1	7,250,454
15	21.9	1,410,156	21.9	1,316,281	21.9	1,316,281
16	44.0	3,000,223	40.0	2,604,955	40.0	2,604,955
17	17.0	1,182,858	15.0	1,026,873	15.0	1,026,873
18	30.0	2,340,128	42.0	2,939,204	42.0	2,939,204
19	1.0	92,369	8.0	492,931	8.0	492,931
20	18.0	1,561,720	16.0	1,213,205	16.0	1,213,205
21	4.0	371,949	2.0	150,860	2.0	150,860
22	19.0	1,865,936	63.0	6,166,002	63.0	6,166,002
23	24.0	2,551,838	6.0	745,800	6.0	745,800
24	12.0	1,524,360	14.0	1,845,000	14.0	1,845,000
SJU	1.0	105,000	1.0	105,000	1.0	105,000
Total Salaries and Positions	1,256.2	\$74,036,107	1,323.0	\$75,194,905	1,323.0	\$75,194,905
Turnover Adjustment	-	\$(4,268,692)	-	\$(5,444,849)	-	\$(5,444,849)
Operating Funds Total	1,256.2	\$69,767,414	1,323.0	\$69,750,056	1,323.0	\$69,750,056

DISTRIBUTION BY APPROPRIATION CLASSIFICATION

Account	2021 Approved & Adopted	Department Request	President's Recommendation	Difference
Personal Services				
501005-Salaries and Wages of Employees With Benefits	4,952,009	4,636,711	4,636,711	(315,297)
501165-Planned Salary Adjustment	35,100	22,100	22,100	(13,000)
501210-Planned Overtime Compensation	400,000	400,000	400,000	0
501225-Planned Benefit Adjustment	626,356	507,487	507,487	(118,869)
501510-Mandatory Medicare Cost	74,025	66,674	66,674	(7,351)
501540-Worker's Compensation	153,000	147,677	147,677	(5,323)
501585-Insurance Benefits	992,684	942,006	942,006	(50,678)
501765-Professional Develop/Fees	15,000	60,500	60,500	45,500
501835-Transportation and Travel Expenses	2,000	7,500	7,500	5,500
Personal Services Total	7,250,174	6,790,655	6,790,655	(459,519)
Contractual Service				
520149-Communication Services	1,296	2,594	2,594	1,298
520259-Postage	300,000	-	-	(300,000)
520825-Professional Services	140,000	186,000	186,000	46,000
521530-Non-Capitalizable Project Service Costs	2,195,355	-	-	(2,195,355)
Contractual Service Total	2,636,651	188,594	188,594	(2,448,057)
Supplies & Materials				
530600-Office Supplies	50,000	50,000	50,000	0
530635-Books, Periodicals and Publish	0	9,500	9,500	9,500
531645-Computer and Data Processing Supplies	130,000	260,000	260,000	130,000
Supplies & Materials Total	180,000	319,500	319,500	139,500
Operations & Maintenance				
540129-Maintenance and Subscription Services	327,297	632,002	632,002	304,705
540245-Automotive Operations and Maintenance	2,500	2,500	2,500	0
Operations & Maintenance Total	329,797	634,502	634,502	304,705
Rental & Leasing				
550005-Office and Data Processing Equip Rental	50,000	50,000	50,000	0
550129-Facility and Office Space Rental	3,251	5,760	5,760	2,509
Rental & Leasing Total	53,251	55,760	55,760	2,509
Operating Funds Total	10,449,873	7,989,011	7,989,011	(2,460,862)

PERSONAL SERVICES - SUMMARY OF POSITIONS BY PROGRAM AND JOB CODE

Job Code/Title	Grade	2021 Approved & Adopted		2022 Department Request		2022 President's Recommendation	
		FTE Pos.	Salaries	FTE Pos.	Salaries	FTE Pos.	Salaries
15050-Information Technology							
1101-Computer Operator I	12	5.0	269,498	5.0	260,040	5.0	260,040
1108-Programmer IV	22	2.0	187,300	3.0	354,955	3.0	354,955
1118-Data Processing Coordinator	16	3.0	219,192	3.0	192,306	3.0	192,306
1133-Chief Information Officer	24	1.0	176,868	1.0	135,000	1.0	135,000
4200-Computer Oper I Sr Courts	13	2.0	119,444	2.0	120,763	2.0	120,763
4205-Computer Oper II Sr Courts	15	1.0	71,331	3.0	176,611	3.0	176,611
5466-MMIS Analyst	12	-	1	1.0	34,237	1.0	34,237
5486-Assistant Chief Deputy Clerk I	20	2.0	186,626	-	-	-	-
5488-Assistant Chief Deputy Clk III	22	1.0	78,264	3.0	251,166	3.0	251,166
5496-Chief Deputy Clerk III	22	2.0	245,482	-	-	-	-
5497-Chief Deputy Clerk IV	23	5.0	631,502	1.0	129,018	1.0	129,018
5536-Computer Technician III	14	1.0	63,542	1.0	63,542	1.0	63,542
5682-Timekeeper Admin Asst III CCC	16	1.0	66,296	1.0	67,631	1.0	67,631
5730-Executive Assistant II- CCC	18	1.0	76,864	1.0	78,415	1.0	78,415
5745-Manager IV-CCC	17	1.0	71,264	1.0	72,697	1.0	72,697
5746-Manager V-CCC	18	2.0	150,814	2.0	153,853	2.0	153,853
5749-MIS Analyst III Admin-CCC	14	1.0	63,542	1.0	63,542	1.0	63,542
5750-MIS Analyst V Admin CCC	16	1.0	73,064	1.0	73,064	1.0	73,064
5752-MIS Analyst I Networks-CCC	14	1.0	63,542	1.0	63,542	1.0	63,542
5756-MIS Technician III-CCC	14	2.0	113,631	2.0	102,910	2.0	102,910
5757-MIS Technician IV-CCC	15	1.0	58,389	1.0	42,424	1.0	42,424
5758-MIS Analyst I ApplicationsCCC	16	2.0	140,425	2.0	142,549	2.0	142,549
5759-MIS Analyst II Apps-CCC	17	1.0	69,140	1.0	70,537	1.0	70,537
5761-MIS Mainframes Manager-CCC	18	1.0	84,440	1.0	84,440	1.0	84,440
5763-MIS Analyst II Methods-CCC	20	1.0	97,749	1.0	99,716	1.0	99,716
5764-MIS Analyst IV Methods-CCC	22	1.0	98,005	1.0	99,977	1.0	99,977
5766-MIS System Programmer III-CCC	22	3.0	321,522	3.0	321,524	3.0	321,524
5767-MIS System Programmer IV-CCC	23	2.0	225,169	2.0	229,710	2.0	229,710
5768-MIS Project Manager I-CCC	22	2.0	222,896	1.0	76,043	1.0	76,043
6896-Administrative Support III-CCC	15	-	1	1.0	42,424	1.0	42,424
6897-Administrative Support IV-CCC	16	1.0	63,919	1.0	65,209	1.0	65,209
7042-Computer Operator IV-CCC	18	1.0	84,440	1.0	84,440	1.0	84,440
8876-Programmer IV - CCC	22	7.0	711,002	6.0	586,626	6.0	586,626
9011-Assoc. Clerk/Deputy CIO, Enterprise Systems - CCC	23	-	-	1.0	120,976	1.0	120,976
9036-Chief Deputy Clerk – Web Services	22	-	-	1.0	106,420	1.0	106,420
9047-Associate Clerk-Deputy CIO of Infrastructure	23	-	-	1.0	120,976	1.0	120,976
9133-Information Technology Project Manager	22	-	-	1.0	92,830	1.0	92,830
		58.0	\$5,105,164	59.0	\$4,780,115	59.0	\$4,780,115
Total Salaries and Positions		58.0	\$5,105,164	59.0	\$4,780,115	59.0	\$4,780,115
Turnover Adjustment		-	(153,155)	-	(143,403)	-	(143,403)
Operating Fund Totals		58.0	\$4,952,009	59.0	\$4,636,711	59.0	\$4,636,711

PERSONAL SERVICES - SUMMARY OF POSITIONS BY GRADE

Salary Grade	2021 Approved & Adopted		2022 Department Request		2022 President's Recommendation	
	FTE Pos.	Salaries	FTE Pos.	Salaries	FTE Pos.	Salaries
12	5.0	269,499	6.0	294,277	6.0	294,277
13	2.0	119,444	2.0	120,763	2.0	120,763
14	5.0	304,257	5.0	293,536	5.0	293,536
15	2.0	129,721	5.0	261,458	5.0	261,458
16	8.0	562,897	8.0	540,759	8.0	540,759
17	2.0	140,403	2.0	143,234	2.0	143,234
18	5.0	396,557	5.0	401,148	5.0	401,148
20	3.0	284,375	1.0	99,716	1.0	99,716
22	18.0	1,864,470	19.0	1,889,543	19.0	1,889,543
23	7.0	856,671	5.0	600,681	5.0	600,681
24	1.0	176,868	1.0	135,000	1.0	135,000
Total Salaries and Positions	58.0	\$5,105,164	59.0	\$4,780,115	59.0	\$4,780,115
Turnover Adjustment	-	\$(153,155)	-	\$(143,403)	-	\$(143,403)
Operating Funds Total	58.0	\$4,952,009	59.0	\$4,636,711	59.0	\$4,636,711

DISTRIBUTION BY APPROPRIATION CLASSIFICATION

Account	2021 Approved & Adopted	Department Request	President's Recommendation	Difference
Personal Services				
501005-Salaries and Wages of Employees With Benefits	2,611,602	2,732,732	2,732,732	121,130
501165-Planned Salary Adjustment	2,000	1,300	1,300	(700)
501210-Planned Overtime Compensation	200,000	200,000	200,000	0
501225-Planned Benefit Adjustment	466,392	321,416	321,416	(144,976)
501510-Mandatory Medicare Cost	39,039	38,650	38,650	(390)
501585-Insurance Benefits	1,076,719	733,129	733,129	(343,590)
501765-Professional Develop/Fees	3,061	8,061	8,061	5,000
Personal Services Total	4,398,813	4,035,288	4,035,288	(363,526)
Contractual Service				
520485-Graphics and Reproduction Services	665,000	780,000	780,000	115,000
520825-Professional Services	50,000	50,000	50,000	0
Contractual Service Total	715,000	830,000	830,000	115,000
Supplies & Materials				
530100-Wearing Apparel	20,000	3,000	3,000	(17,000)
530600-Office Supplies	346,897	317,000	317,000	(29,897)
530700-Multimedia Supplies	33,650	33,650	33,650	0
531645-Computer and Data Processing Supplies	300,000	300,000	300,000	0
Supplies & Materials Total	700,547	653,650	653,650	(46,897)
Operations & Maintenance				
540129-Maintenance and Subscription Services	438,953	35,000	35,000	(403,953)
540245-Automotive Operations and Maintenance	41,530	41,530	41,530	0
Operations & Maintenance Total	480,483	76,530	76,530	(403,953)
Rental & Leasing				
550005-Office and Data Processing Equip Rental	1,078,000	1,078,000	1,078,000	0
Rental & Leasing Total	1,078,000	1,078,000	1,078,000	0
Capital Equipment and Improvements				
560150-Institutional Supplies	11,970	-	-	(11,970)
Capital Equipment and Improvements Total	11,970	-	-	(11,970)
Contingencies & Special Purpose				
580050-Cook County Administration	0	69,602	69,602	69,602
Contingencies & Special Purpose Total	0	69,602	69,602	69,602
Operating Funds Total	7,384,813	6,743,070	6,743,070	(641,744)

PERSONAL SERVICES - SUMMARY OF POSITIONS BY PROGRAM AND JOB CODE

Job Code/Title	Grade	2021 Approved & Adopted		2022 Department Request		2022 President's Recommendation	
		FTE Pos.	Salaries	FTE Pos.	Salaries	FTE Pos.	Salaries
18695-Records Retention							
0046-Admin Assistant I	12	4.9	279,622	3.8	216,233	3.8	216,233
0142-Accountant II	13	0.7	43,200	0.7	43,200	0.7	43,200
0551-Court Clerk I	13	0.9	54,547	0.9	54,708	0.9	54,708
0552-Court Clerk II	14	0.4	26,504	0.3	19,878	0.3	19,878
0608-Court Clerk/Trainer	15	0.1	7,040	0.1	7,133	0.1	7,133
0907-Clerk V	11	3.0	157,745	1.2	64,199	1.2	64,199
0955-Data Entry Operator III/G11	11	0.1	5,381	0.1	5,381	0.1	5,381
1022-Warehouse Records Clerk II	11	1.0	53,805	2.0	93,513	2.0	93,513
1023-Warehouse Records Clerk III	12	2.0	115,253	2.0	115,253	2.0	115,253
4210-Data Entry Oper II Sr Courts	10	0.1	4,684	-	-	-	-
4215-Warehouse Records Clerk I Sr	10	1.0	46,832	2.0	83,845	2.0	83,845
4220-Clerk IV Senior Courts	10	11.3	503,313	14.5	601,651	14.5	601,651
4225-Warehouse Records Clerk IV	13	3.0	185,141	2.0	123,427	2.0	123,427
4804-File Manager III	16	1.0	66,768	1.0	68,112	1.0	68,112
5487-Assistant Chief Deputy Clk II	21	1.0	69,164	-	-	-	-
5488-Assistant Chief Deputy Clk III	22	-	-	1.0	94,702	1.0	94,702
5496-Chief Deputy Clerk III	22	-	-	1.0	106,746	1.0	106,746
5497-Chief Deputy Clerk IV	23	1.0	83,100	-	-	-	-
5631-Driver I CCC	11	2.0	104,027	2.0	106,057	2.0	106,057
5632-Driver II CCC	12	1.0	57,626	1.0	57,626	1.0	57,626
5633-Driver III CCC	13	3.0	185,141	3.0	185,141	3.0	185,141
5636-Accountant II Senior CCC	14	0.1	6,626	0.1	6,626	0.1	6,626
5637-Data Entry Oper III Senior-CCC	12	0.2	11,251	0.2	11,371	0.2	11,371
5638-Data Entry Operator IV	13	0.1	6,171	0.1	6,171	0.1	6,171
5639-Admin Assistant I Senior CCC	13	1.4	86,399	0.9	55,542	0.9	55,542
5641-Administrative Aide I CCC	14	2.5	165,651	2.5	148,294	2.5	148,294
5735-File Manager V-CCC	18	2.0	152,777	2.0	155,857	2.0	155,857
5742-Manager I-CCC	14	1.0	54,956	1.0	56,065	1.0	56,065
5744-Manager III-CCC	16	1.0	63,641	1.0	64,926	1.0	64,926
5768-MIS Project Manager I-CCC	22	-	-	1.0	122,741	1.0	122,741
5807-Bookkeeper VIII-CCC	16	1.0	62,888	1.0	64,157	1.0	64,157
6586-Expungement Clerk II	11	0.3	14,605	0.3	15,154	0.3	15,154
7670-Appeals Clerk IV	13	0.3	18,514	-	-	-	-
8877-File Manager I - CCC	14	-	1	1.0	63,542	1.0	63,542
		47.4	\$2,692,373	49.7	\$2,817,249	49.7	\$2,817,249
Total Salaries and Positions		47.4	\$2,692,373	49.7	\$2,817,249	49.7	\$2,817,249
Turnover Adjustment		-	(80,771)	-	(84,517)	-	(84,517)
Operating Fund Totals		47.4	\$2,611,602	49.7	\$2,732,732	49.7	\$2,732,732

PERSONAL SERVICES - SUMMARY OF POSITIONS BY GRADE

Salary Grade	2021 Approved & Adopted		2022 Department Request		2022 President's Recommendation	
	FTE Pos.	Salaries	FTE Pos.	Salaries	FTE Pos.	Salaries
10	12.4	554,829	16.5	685,496	16.5	685,496
11	6.4	335,564	5.6	284,303	5.6	284,303
12	8.1	463,752	7.0	400,483	7.0	400,483
13	9.4	579,113	7.6	468,189	7.6	468,189
14	4.0	253,739	4.9	294,405	4.9	294,405
15	0.1	7,040	0.1	7,133	0.1	7,133
16	3.0	193,296	3.0	197,195	3.0	197,195
18	2.0	152,777	2.0	155,857	2.0	155,857
21	1.0	69,164	-	-	-	-
22	-	-	3.0	324,189	3.0	324,189
23	1.0	83,100	-	-	-	-
Total Salaries and Positions	47.4	\$2,692,373	49.7	\$2,817,249	49.7	\$2,817,249
Turnover Adjustment	-	\$(80,771)	-	\$(84,517)	-	\$(84,517)
Operating Funds Total	47.4	\$2,611,602	49.7	\$2,732,732	49.7	\$2,732,732

DISTRIBUTION BY APPROPRIATION CLASSIFICATION

Account	2021 Approved & Adopted	Department Request	President's Recommendation	Difference
Personal Services				
501005-Salaries and Wages of Employees With Benefits	507,763	455,698	455,698	(52,065)
501165-Planned Salary Adjustment	2,100	2,100	2,100	0
501225-Planned Benefit Adjustment	51,369	51,123	51,123	(246)
501510-Mandatory Medicare Cost	7,583	6,812	6,812	(771)
501585-Insurance Benefits	94,181	99,132	99,132	4,951
501765-Professional Develop/Fees	2,150	2,150	2,150	0
Personal Services Total	665,147	617,015	617,015	(48,131)
Supplies & Materials				
530600-Office Supplies	3,000	3,000	3,000	0
531645-Computer and Data Processing Supplies	1,000	1,000	1,000	0
Supplies & Materials Total	4,000	4,000	4,000	0
Operations & Maintenance				
540129-Maintenance and Subscription Services	4,000	4,000	4,000	0
Operations & Maintenance Total	4,000	4,000	4,000	0
Contingencies & Special Purpose				
580050-Cook County Administration	-	24,285	24,285	24,285
Contingencies & Special Purpose Total	-	24,285	24,285	24,285
Operating Funds Total	673,147	649,300	649,300	(23,846)

PERSONAL SERVICES - SUMMARY OF POSITIONS BY PROGRAM AND JOB CODE

Job Code/Title	Grade	2021 Approved & Adopted		2022 Department Request		2022 President's Recommendation	
		FTE Pos.	Salaries	FTE Pos.	Salaries	FTE Pos.	Salaries
13945-Finance							
5534-Assistant Manager III-CCC	14	1.0	57,063	1.0	58,216	1.0	58,216
5679-Accountant VIII-CCC	19	2.0	158,716	2.0	160,054	2.0	160,054
5730-Executive Assistant II- CCC	18	-	-	1.0	71,311	1.0	71,311
5742-Manager I-CCC	14	3.0	154,162	2.0	117,113	2.0	117,113
5745-Manager IV-CCC	17	2.0	110,631	1.0	63,099	1.0	63,099
5806-Bookkeeper VII-CCC	15	1.0	42,424	-	-	-	-
		9.0	\$522,997	7.0	\$469,792	7.0	\$469,792
Total Salaries and Positions		9.0	\$522,997	7.0	\$469,792	7.0	\$469,792
Turnover Adjustment		-	(15,233)	-	(14,094)	-	(14,094)
Operating Fund Totals		9.0	\$507,763	7.0	\$455,698	7.0	\$455,698

PERSONAL SERVICES - SUMMARY OF POSITIONS BY GRADE

Salary Grade	2021 Approved & Adopted		2022 Department Request		2022 President's Recommendation	
	FTE Pos.	Salaries	FTE Pos.	Salaries	FTE Pos.	Salaries
14	4.0	211,225	3.0	175,328	3.0	175,328
15	1.0	42,424	-	-	-	-
17	2.0	110,631	1.0	63,099	1.0	63,099
18	-	-	1.0	71,311	1.0	71,311
19	2.0	158,716	2.0	160,054	2.0	160,054
Total Salaries and Positions	9.0	\$522,997	7.0	\$469,792	7.0	\$469,792
Turnover Adjustment	-	\$(15,233)	-	\$(14,094)	-	\$(14,094)
Operating Funds Total	9.0	\$507,763	7.0	\$455,698	7.0	\$455,698

DISTRIBUTION BY APPROPRIATION CLASSIFICATION

Account	2021 Approved & Adopted	Department Request	President's Recommendation	Difference
Personal Services				
501005-Salaries and Wages of Employees With Benefits	115,966	108,686	108,686	(7,280)
501225-Planned Benefit Adjustment	12,363	8,592	8,592	(3,771)
501510-Mandatory Medicare Cost	1,682	1,576	1,576	(106)
501585-Insurance Benefits	39,264	21,433	21,433	(17,831)
Personal Services Total	169,274	140,287	140,287	(28,988)
Operations & Maintenance				
540129-Maintenance and Subscription Services	150,000	150,000	150,000	0
Operations & Maintenance Total	150,000	150,000	150,000	0
Contingencies & Special Purpose				
580050-Cook County Administration	-	4,923	4,923	4,923
Contingencies & Special Purpose Total	-	4,923	4,923	4,923
Operating Funds Total	319,274	295,210	295,210	(24,065)

PERSONAL SERVICES - SUMMARY OF POSITIONS BY PROGRAM AND JOB CODE

Job Code/Title	Grade	2021 Approved & Adopted		2022 Department Request		2022 President's Recommendation	
		FTE Pos.	Salaries	FTE Pos.	Salaries	FTE Pos.	Salaries
12520-Customer Service							
0046-Admin Assistant I	12	0.1	5,488	0.1	5,488	0.1	5,488
0907-Clerk V	11	0.8	42,729	0.7	37,232	0.7	37,232
4220-Clerk IV Senior Courts	10	0.5	24,033	0.5	24,033	0.5	24,033
		1.4	\$72,250	1.3	\$66,753	1.3	\$66,753
12580-Data Entry Section							
4220-Clerk IV Senior Courts	10	1.0	43,715	1.0	41,933	1.0	41,933
		1.0	\$43,715	1.0	\$41,933	1.0	\$41,933
Total Salaries and Positions		2.4	\$115,966	2.3	\$108,686	2.3	\$108,686
Operating Fund Totals		2.4	\$115,966	2.3	\$108,686	2.3	\$108,686

PERSONAL SERVICES - SUMMARY OF POSITIONS BY GRADE

Salary Grade	2021 Approved & Adopted		2022 Department Request		2022 President's Recommendation	
	FTE Pos.	Salaries	FTE Pos.	Salaries	FTE Pos.	Salaries
10	1.5	67,749	1.5	65,966	1.5	65,966
11	0.8	42,729	0.7	37,232	0.7	37,232
12	0.1	5,488	0.1	5,488	0.1	5,488
Total Salaries and Positions	2.4	\$115,966	2.3	\$108,686	2.3	\$108,686
Operating Funds Total	2.4	\$115,966	2.3	\$108,686	2.3	\$108,686

DISTRIBUTION BY APPROPRIATION CLASSIFICATION

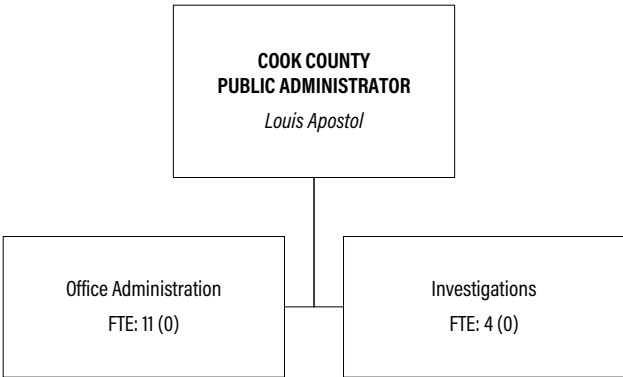
Account	2021 Approved & Adopted	Department Request	President's Recommendation	Difference
Personal Services				
501005-Salaries and Wages of Employees With Benefits	-	1,191,243	1,191,243	1,191,243
501225-Planned Benefit Adjustment	-	155,934	155,934	155,934
501510-Mandatory Medicare Cost	-	17,273	17,273	17,273
501540-Worker's Compensation	-	17,869	17,869	17,869
501585-Insurance Benefits	-	490,357	490,357	490,357
501765-Professional Develop/Fees	-	14,112	14,112	14,112
Personal Services Total	-	1,886,788	1,886,788	1,886,788
Contractual Service				
520825-Professional Services	-	62,309	62,309	62,309
Contractual Service Total	-	62,309	62,309	62,309
Operations & Maintenance				
540129-Maintenance and Subscription Services	-	2,396,697	2,396,697	2,396,697
Operations & Maintenance Total	-	2,396,697	2,396,697	2,396,697
Operating Funds Total	0	4,345,794	4,345,794	4,345,794

PERSONAL SERVICES - SUMMARY OF POSITIONS BY PROGRAM AND JOB CODE

Job Code/Title	Grade	2021 Approved & Adopted		2022 Department Request		2022 President's Recommendation	
		FTE Pos.	Salaries	FTE Pos.	Salaries	FTE Pos.	Salaries
60162-ARPA - Revenue Loss							
5744-Manager III-CCC	16	-	-	19.0	877,384	19.0	877,384
5746-Manager V-CCC	18	-	-	6.0	313,860	6.0	313,860
		-	-	25.0	\$1,191,243	25.0	\$1,191,243
Total Salaries and Positions		0.0	\$0	25.0	\$1,191,243	25.0	\$1,191,243
Operating Fund Totals		0.0	\$0	25.0	\$1,191,243	25.0	\$1,191,243

PERSONAL SERVICES - SUMMARY OF POSITIONS BY GRADE

Salary Grade	2021 Approved & Adopted		2022 Department Request		2022 President's Recommendation	
	FTE Pos.	Salaries	FTE Pos.	Salaries	FTE Pos.	Salaries
16	-	-	19.0	877,384	19.0	877,384
18	-	-	6.0	313,860	6.0	313,860
Total Salaries and Positions	-	-	25.0	\$1,191,243	25.0	\$1,191,243
Operating Funds Total	-	-	25.0	\$1,191,243	25.0	\$1,191,243



BUREAU

BUREAU SUMMARY OF APPROPRIATIONS AND POSITIONS
BUREAU DISTRIBUTION BY APPROPRIATION CLASSIFICATION

DEPARTMENTS

DEPARTMENT OVERVIEW
DEPARTMENT BUDGET
DISTRIBUTION BY APPROPRIATION CLASSIFICATION
PERSONAL SERVICES, SUMMARY OF POSITIONS
SUMMARY OF POSITIONS BY GRADE

PUBLIC ADMINISTRATOR

1390 PUBLIC ADMINISTRATOR

M-2

SUMMARY OF APPROPRIATIONS

Department and Title	2021 Approved & Adopted	Department Request	President's Recommendation	Difference
Public Safety Fund				
1390-Public Administrator	1,412,029	1,505,785	1,505,785	93,756
Public Safety Fund Total	\$1,412,029	\$1,505,785	\$1,505,785	\$93,756
General Funds Total	\$1,412,029	\$1,505,785	\$1,505,785	\$93,756
Total Appropriations	\$1,412,029	\$1,505,785	\$1,505,785	\$93,756

SUMMARY OF POSITIONS

Department and Title	2021 Approved Positions	2022 Department Request	2022 President's Recommendation	Difference
Public Safety Fund				
1390-Public Administrator	15.0	15.0	15.0	-
Public Safety Fund Total	15.0	15.0	15.0	-
General Funds Total	15.0	15.0	15.0	-
Total Positions	15.0	15.0	15.0	-

MISSION

The Office of the Public Administrator of Cook County administers estates of deceased Cook County residents. The mission of the Public Administrator is to efficiently and securely administrate the estate of decedents as required by law pursuant to the Illinois Probate Act.

MANDATES

Illinois Probate Act - 755 ILCS 5/1 et seq.

**OPERATIONAL HIGHLIGHTS:
2021 INITIATIVES AND OUTCOMES**

Through the third quarter of FY 2021, the Public Administrator’s Office (PA) will have generated over \$2,361,438.39 in fees, interest, court costs and funds to unknown heirs. The PA’s current (FY2021) budget is \$1,395,000. At the close of Q3 2021, the PA’s fees alone will have generated \$1,153,297 to the County Treasurer. This revenue represents 83% of the budget appropriated for FY 2021. The PA estimates a year-end total of \$1,413,297 in revenue returned to the County. This amount represents \$13,298 over the amount appropriated for FY2021 (101%). Over \$9,265,000 has been returned to heirs and beneficiaries via estate administration in FY 2019.

**OPERATIONAL OPPORTUNITIES:
2022 INITIATIVES AND GOALS**

As with all other departments, the challenges of COVID-19 required our office to adapt to telecommuting and working almost exclusively electronically. The Public Administrator’s Office has worked diligently alongside the Circuit Court of Cook County as well as the County Clerk’s Office to streamline processes of court filings and appearances. This success has allowed the PA to fulfill its statutory mandate to probate estates under its purview, and the Office looks forward to building on the lessons learned in 2021.

In 2019, the PA began an initiative of determining whether unclaimed property remains with the State Treasurer for estates administered by the Office in the previous 20-year period. In 2021, this effort has identified and recovered \$2,434,655 in unclaimed property belonging to previously-administered estates. The PA expects this process to continue into 2022 and beyond.

Performance Metric Name	2019 Actual	2020 Actual	2021 Target	2021 Projection	2022 Target
Total Revenue to County as % of Operating Budget	255%	480%	200%	101%	200%
Number of Decedents' Cases Investigated	1,294	909	1,000	1,100	1,050
Return to County per Investigation	\$1,052	\$1,612	\$1,500	\$1,275	\$1,500
Cost per Investigation	944	999	750	800	800
Number of Probate Cases Pending	401	392	400	402	400

BUDGET HIGHLIGHTS

- The PA has recovered \$2.4 million from unclaimed property for estates.
- At the close of Q3 FY2021, the PA projects a return of over \$1,153,297 to the County Treasurer.
- The PA has returned over \$9.2 million to known heirs and beneficiaries.

Fund Category	Appropriations (\$ thousands)			
	2019 Adopted	2020 Adopted	2021 Adopted	2022 Recommended
Public Safety Fund	1,318	1,385	1,412	1,506
Total Funds	1,318	1,385	1,412	1,506
Expenditures by Type				
Personnel	1,111	1,170	1,208	1,247
Non Personnel	208	215	204	259
Total Funds	1,318	1,385	1,412	1,506
FTE Positions	15.0	15.0	15.0	15.0

	Program Description	2021		2022	
		FTE Pos.	Adopted	FTE Pos.	Appropriation
10155-Administration	Supervises departmental operations and manages administrative functions	3.0	522,536	3.0	598,627
15220-Investigations	Conducts investigations according to and related to departmental mission and mandates.	4.0	352,603	4.0	368,390
20192-COVID-19	Expenses associated with mitigating the effects and spread of COVID-19, not otherwise required as part of the County's normal operations.	0.0	848	0.0	0
35745-Estate Administration	Oversees the administration of goods & chattels/vehicles, transfer of titled securities from the decedent's name to that of the Public Administrator and related activities.	8.0	536,042	8.0	538,768
Total		15.0	1,412,029	15.0	1,505,785

DISTRIBUTION BY APPROPRIATION CLASSIFICATION

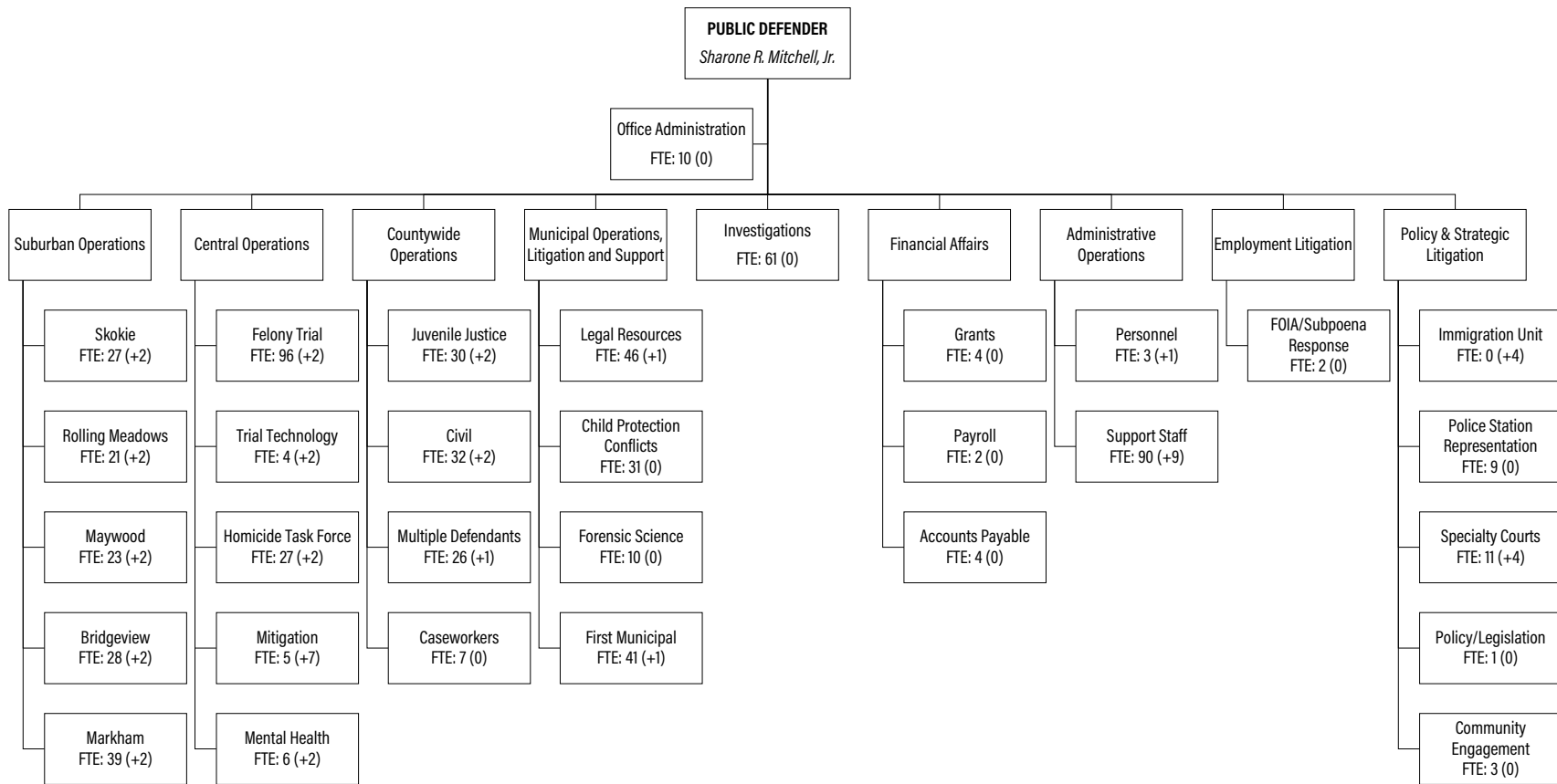
Account	2021 Approved & Adopted	Department Request	President's Recommendation	Difference
Personal Services				
501005-Salaries and Wages of Employees With Benefits	970,065	981,953	981,953	11,888
501165-Planned Salary Adjustment	-	9,137	9,137	9,137
501510-Mandatory Medicare Cost	14,501	14,679	14,679	178
501585-Insurance Benefits	211,706	226,287	226,287	14,581
501835-Transportation and Travel Expenses	12,000	15,000	15,000	3,000
Personal Services Total	1,208,272	1,247,056	1,247,056	38,783
Contractual Service				
520149-Communication Services	438	1,033	1,033	595
520259-Postage	4,000	4,000	4,000	0
520485-Graphics and Reproduction Services	500	500	500	0
520725-Loss and Valuation	6,984	7,200	7,200	216
521005-Professional Legal Expenses	98,846	100,343	100,343	1,497
Contractual Service Total	110,768	113,076	113,076	2,308
Supplies & Materials				
530600-Office Supplies	3,348	2,500	2,500	(848)
530635-Books, Periodicals and Publish	1,458	1,260	1,260	(198)
531645-Computer and Data Processing Supplies	800	1,100	1,100	300
Supplies & Materials Total	5,606	4,860	4,860	(746)
Operations & Maintenance				
540129-Maintenance and Subscription Services	9,388	29,366	29,366	19,978
540345-Property Maintenance and Operations	45,346	44,234	44,234	(1,112)
Operations & Maintenance Total	54,734	73,600	73,600	18,866
Rental & Leasing				
550005-Office and Data Processing Equip Rental	1,000	1,000	1,000	0
550029-Countywide Office and Data Processing Equip Rental	1,705	6,193	6,193	4,488
550129-Facility and Office Space Rental	29,944	30,000	30,000	56
Rental & Leasing Total	32,649	37,193	37,193	4,544
Contingencies & Special Purpose				
580299-General and Contingent NOC	-	30,000	30,000	30,000
Contingencies & Special Purpose Total	-	30,000	30,000	30,000
Operating Funds Total	1,412,029	1,505,785	1,505,785	93,756

PERSONAL SERVICES - SUMMARY OF POSITIONS BY PROGRAM AND JOB CODE

Job Code/Title	Grade	2021 Approved & Adopted		2022 Department Request		2022 President's Recommendation	
		FTE Pos.	Salaries	FTE Pos.	Salaries	FTE Pos.	Salaries
10155-Administration							
0048-Administrative Assistant III	16	1.0	70,688	1.0	72,555	1.0	72,555
0252-Business Manager II	20	1.0	86,612	1.0	88,354	1.0	88,354
5252-General Counsel/Attorney	23	1.0	112,163	1.0	114,425	1.0	114,425
		3.0	\$269,463	3.0	\$275,334	3.0	\$275,334
15220-Investigations							
0638-Investigator I	14	1.0	59,471	1.0	59,471	1.0	59,471
0640-Investigator III	18	3.0	241,339	3.0	244,383	3.0	244,383
		4.0	\$300,811	4.0	\$303,855	4.0	\$303,855
35745-Estate Administration							
0046-Admin Assistant I	12	6.0	296,632	5.0	244,546	5.0	244,546
0047-Admin Assistant II	14	1.0	63,151	2.0	117,358	2.0	117,358
0048-Administrative Assistant III	16	1.0	70,011	1.0	71,231	1.0	71,231
		8.0	\$429,794	8.0	\$433,135	8.0	\$433,135
Total Salaries and Positions		15.0	\$1,000,067	15.0	\$1,012,323	15.0	\$1,012,323
Turnover Adjustment		-	(30,002)	-	(30,370)	-	(30,370)
Operating Fund Totals		15.0	\$970,065	15.0	\$981,953	15.0	\$981,953

PERSONAL SERVICES - SUMMARY OF POSITIONS BY GRADE

Salary Grade	2021 Approved & Adopted		2022 Department Request		2022 President's Recommendation	
	FTE Pos.	Salaries	FTE Pos.	Salaries	FTE Pos.	Salaries
12	6.0	296,632	5.0	244,546	5.0	244,546
14	2.0	122,622	3.0	176,829	3.0	176,829
16	2.0	140,699	2.0	143,785	2.0	143,785
18	3.0	241,339	3.0	244,383	3.0	244,383
20	1.0	86,612	1.0	88,354	1.0	88,354
23	1.0	112,163	1.0	114,425	1.0	114,425
Total Salaries and Positions	15.0	\$1,000,067	15.0	\$1,012,323	15.0	\$1,012,323
Turnover Adjustment	-	\$(30,002)	-	\$(30,370)	-	\$(30,370)
Operating Funds Total	15.0	\$970,065	15.0	\$981,953	15.0	\$981,953



BUREAU

BUREAU SUMMARY OF APPROPRIATIONS AND POSITIONS
BUREAU DISTRIBUTION BY APPROPRIATION CLASSIFICATION

DEPARTMENTS

DEPARTMENT OVERVIEW
DEPARTMENT BUDGET
DISTRIBUTION BY APPROPRIATION CLASSIFICATION
PERSONAL SERVICES, SUMMARY OF POSITIONS
SUMMARY OF POSITIONS BY GRADE

PUBLIC DEFENDER

1260 PUBLIC DEFENDER
1260 PD RECORDS AUTOMATION FUND

N-2
N-10

SUMMARY OF APPROPRIATIONS

Department and Title	2021 Approved & Adopted	Department Request	President's Recommendation	Difference
Public Safety Fund				
1260-Public Defender	80,056,755	83,220,954	83,220,954	3,164,199
Public Safety Fund Total	\$80,056,755	\$83,220,954	\$83,220,954	\$3,164,199
General Funds Total	\$80,056,755	\$83,220,954	\$83,220,954	\$3,164,199
Special Purpose Funds				
11272-Public Defender Records Automation Fund	1,509	150,102	150,102	148,593
Special Purpose Funds Total	\$1,509	\$150,102	\$150,102	\$148,593
Restricted				
G53738-Grant 2020 PD Forensic DNA	23,675	-	-	(23,675)
G53828-Grant 2019 PD Juvenile Defender Education Advocacy Program	105,874	62,057	62,057	(43,817)
G53839-Grant 2020 PD Data Analytics Enhance Program	367,739	289,346	289,346	(78,392)
G53840-Grant 2020 PD National Forensic Evidence Litigation Training Program	32,300	-	-	(32,300)
G53849-Grant 2020 OCJ Safety Justice Challenge	111,121	-	-	(111,121)
G53977-Grant 2020 PD Mitigator Project	140,916	135,422	135,422	(5,494)
G54014-Grant 2021 PD Immigration Unit Pritzker Grant	-	244,540	244,540	244,540
Restricted Total	\$781,624	\$731,365	\$731,365	\$(50,259)
Total Appropriations	\$80,839,889	\$84,102,421	\$84,102,421	\$3,262,532

SUMMARY OF POSITIONS

Department and Title	2021 Approved Positions	2022 Department Request	2022 President's Recommendation	Difference
Public Safety Fund				
1260-Public Defender	694.0	740.0	740.0	46.0
Public Safety Fund Total	694.0	740.0	740.0	46.0
General Funds Total	694.0	740.0	740.0	46.0
Restricted				
G53828-Grant 2019 PD Juvenile Defender Education Advocacy Program	1.0	1.0	1.0	-
G53839-Grant 2020 PD Data Analytics Enhance Program	3.0	3.0	3.0	-
G53977-Grant 2020 PD Mitigator Project	2.0	2.0	2.0	-
G54014-Grant 2021 PD Immigration Unit Pritzker Grant	-	4.0	4.0	4.0
Restricted Total	6.0	10.0	10.0	4.0
Total Positions	700.0	750.0	750.0	50.0

MISSION

The mission of the Law Office of the Cook County Public Defender is to protect the fundamental rights, liberties and dignity of each person whose case has been entrusted to us by providing the finest legal representation.

MANDATES

U.S. Constitution, Amen.VI: "In all criminal prosecutions, the accused shall enjoy the right...to have the Assistance of Counsel for his defense." Also: 55 ILCS 5/3-4006; 725 ILCS 5/113-3; 705 ILCS 405/1-5; Cook Cty. 2017-01.

**OPERATIONAL HIGHLIGHTS:
2021 INITIATIVES AND OUTCOMES**

POLICE STATION REPRESENTATION

In FY2021, the Police Station Representation Unit continued to provide zealous representation to arrestees in Cook County via a hybrid of in-person and telephone visits due to the COVID-19 pandemic. During the spring legislative session, the Public Defender's Office was instrumental in passing legislation as a part of the SAFE-T Act that clarifies an arrestee's rights to have access to make three phone calls within three hours of arrest. That legislation goes into effect on January 2, 2022.

MENTAL HEALTH UNIT

The capacity of the Mental Health Unit expanded with the hiring of four Mental Health clinicians at the beginning of FY21. In addition, the Mental Health Unit began to build collaborative relationships with local professional schools of psychology and the Cook County Health System to better serve clients who have mental health needs. These collaborative efforts will help the Public Defender's Office achieve its goal of increasing access to services for clients while reducing expert witness expenses.

IMMIGRATION UNIT

The Immigration Unit pilot program officially launched in September 2020 with the hiring of an attorney supervisor. In FY21, four grant funded positions were created for the Unit. During the spring legislative session, the Public Defender's Office successfully passed legislation that gives the Public Defender the statutory authority to represent clients in Immigration Court.

**OPERATIONAL OPPORTUNITIES:
2022 INITIATIVES AND GOALS**

REDUCE CASELOADS TO ENSURE ZEALOUS ADVOCACY OF CLIENTS

The COVID-19 pandemic and resulting tolling of criminal court cases had a significant impact on client caseloads. The Office will work to establish caseloads that reflect national best practice standards to ensure the Office is meeting its mission and constitutional mandates in providing effective assistance of counsel.

PROFESSIONAL DEVELOPMENT DIVISION

The Public Defender's training program will be enhanced to provide in-house professional development for all staff, including attorneys, support staff, investigators, mitigators, etc. The need to provide up-to-date best practice information and training to all Public Defender staff has become increasingly more important and enables the Office to provide holistic legal representation.

IMMIGRATION UNIT PILOT PROGRAM

The Immigration Unit will continue to onboard grant funded staff to build its capacity to provide a continuum of legal representation of clients in criminal court as well as immigration court matters. During FY2022, the grant funded Immigration Pilot Program will work to establish policies and parameters for the appropriate scope of legal representation for immigration court cases.

Performance Metric Name	2019 Actual	2020 Actual	2021 Target	2021 Projection	2022 Target
Average felony cases disposed per attorney	104	64	100	42	52
Number of felony cases appointed	20,340	10,761	20,000	14,739	15,555
Average misdemeanor cases disposed per attorney	816	161	200	204	313
Number of misdemeanor cases appointed	78,717	6,000	30,000	34,222	49,384

BUDGET HIGHLIGHTS

- Cost avoidance to the court and jail system as a result of expanded representation of the Police Representation and Mental Health Units.
- Reduction of training and related costs like travel, by expansion of in-house training and professional development for all Public Defender employees.
- Expansion of the Immigration Representation Unit to provide a more effective defense for non-citizen clients.

Fund Category	Appropriations (\$ thousands)			
	2019 Adopted	2020 Adopted	2021 Adopted	2022 Recommended
Public Safety Fund	77,331	78,476	80,057	83,221
Special Purpose Funds	139	305	2	150
Grants	220	518	782	731
Total Funds	77,690	79,299	80,840	84,102
Expenditures by Type				
Personnel	74,321	75,300	76,630	80,024
Non Personnel	3,369	4,000	4,210	4,079
Total Funds	77,690	79,299	80,840	84,102
FTE Positions	687.0	693.0	700.0	750.0

	Program Description	2021		2022	
		FTE Pos.	Adopted	FTE Pos.	Appropriation
10155-Administration	Supervises departmental operations and manages administrative functions.	45.0	10,120,501	89.0	12,988,319
11560-Child Protection Conflicts Unit	Provides legal services to individuals facing charges of abuse, neglect, or dependency and individuals in hearings to establish a child's parentage where more than one parent is involved.	13.0	1,461,119	13.0	1,514,023
14135-Forensic Science Division	Provides legal services in cases involving forensic evidence. Provides training, case reviews, and litigation assistance to attorneys. Provides technological and presentation support.	10.0	956,277	10.0	1,088,930
15220-Investigations	Conducts investigations according to and related to departmental mission and mandates.	61.0	5,725,063	61.0	5,876,366
16240-Multiple Defendants	Provides legal services to individuals in felony and first degree murder cases where more than one person is accused.	26.0	3,082,185	24.0	2,880,018
17430-PD Records Automation Fund	The Public Defender Records Automation Fund has been set up per State Statute 705 ILCS 135/10-5. This Fund is to Defray the expense of establishing and maintaining automated record keeping systems in the offices of the Public Defender.	0.0	0	0.0	150,000
20192-COVID-19	Expenses associated with mitigating the effects and spread of COVID-19, not otherwise required as part of the County's normal operations.	0.0	248,648	0.0	11,614
33835-Felony Representation	Provides legal services to individuals facing felony charges other than homicide charges.	203.5	22,297,052	194.5	21,536,952
33880-Legal Resources	Provides legal services to individuals in post-conviction matters and appellate cases. Provides legal research, training and litigation assistance to attorneys.	46.0	4,952,552	51.0	5,273,153
33890-Misdemeanor Representation	Provides legal services to individuals facing misdemeanor charges.	137.0	14,198,317	139.5	14,545,352
33945-Specialty Courts	Provides legal services to individuals in specialty courts, including Drug Treatment Courts, Mental Health Treatment Courts, Prostitution Court, and Veterans' Treatment Courts.	4.5	443,111	4.0	399,123
35065-Civil Representation	Provides legal services to individuals facing charges of abuse, neglect, or dependency, individuals who the State seeks to involuntarily commit to a mental health facility.	39.0	4,083,717	39.0	4,149,853
35280-Homicide Representation	Provides legal services to individuals facing homicide charges.	45.0	6,097,829	45.0	6,060,917
35310-Juvenile Representation	Provides legal services to individuals facing criminal charges who under 18 years of age at the time of the offense.	46.0	4,919,771	46.0	5,089,231
35365-Mitigation	Provides support to attorneys by conducting research regarding individuals represented by the Office and engaging in sentencing advocacy.	3.0	278,347	10.0	650,666
16840-PD Police Station Representation Unit	Provides free legal representation on site at police stations to anyone who is arrested and detained by law enforcement.	9.0	813,784	8.0	767,146
15086-Mental Health Unit	Provides a holistic defense by identifying and addressing clients' mental health needs and helping them to obtain the best possible outcome in their legal case.	6.0	379,991	6.0	389,392
Grants	Federal, State, and Private agencies appropriated grant funds that support various programs and services	6.0	781,624	10.0	731,365
Total		700.0	80,839,889	750.0	84,102,421

DISTRIBUTION BY APPROPRIATION CLASSIFICATION

Account	2021 Approved & Adopted	Department Request	President's Recommendation	Difference
Personal Services				
501005-Salaries and Wages of Employees With Benefits	62,398,113	65,590,148	65,590,148	3,192,035
501165-Planned Salary Adjustment	214,382	20,524	20,524	(193,858)
501210-Planned Overtime Compensation	288,000	288,000	288,000	0
501510-Mandatory Medicare Cost	957,157	993,100	993,100	35,943
501540-Worker's Compensation	252,798	202,995	202,995	(49,803)
501585-Insurance Benefits	11,311,168	11,551,720	11,551,720	240,552
501765-Professional Develop/Fees	156,000	196,000	196,000	40,000
501835-Transportation and Travel Expenses	350,000	450,000	450,000	100,000
Personal Services Total	75,927,618	79,292,487	79,292,487	3,364,869
Contractual Service				
520149-Communication Services	8,969	19,717	19,717	10,748
520259-Postage	40,000	40,000	40,000	0
520485-Graphics and Reproduction Services	9,500	9,500	9,500	0
520825-Professional Services	-	55,000	55,000	55,000
521005-Professional Legal Expenses	1,560,000	1,710,000	1,710,000	150,000
521300-Special or Coop Programs	459,222	470,865	470,865	11,643
Contractual Service Total	2,077,691	2,305,082	2,305,082	227,391
Supplies & Materials				
530170-Institutional Supplies	246,471	-	-	(246,471)
530600-Office Supplies	140,000	140,000	140,000	0
530635-Books, Periodicals and Publish	175,016	157,232	157,232	(17,784)
530700-Multimedia Supplies	40,000	40,000	40,000	0
531645-Computer and Data Processing Supplies	56,660	56,660	56,660	0
Supplies & Materials Total	658,147	393,892	393,892	(264,255)
Operations & Maintenance				
540129-Maintenance and Subscription Services	595,532	446,846	446,846	(148,686)
540245-Automotive Operations and Maintenance	12,000	12,000	12,000	0
540345-Property Maintenance and Operations	604,611	589,905	589,905	(14,706)
Operations & Maintenance Total	1,212,143	1,048,751	1,048,751	(163,392)
Rental & Leasing				
550029-Countywide Office and Data Processing Equip Rental	65,916	66,342	66,342	426
550129-Facility and Office Space Rental	-	14,400	14,400	14,400
Rental & Leasing Total	65,916	80,742	80,742	14,826
Contingencies & Special Purpose				
580031-Reimbursement Designated Fund	115,241	250,000	250,000	134,759
580419-Appropriation Transfer	-	(150,000)	(150,000)	(150,000)
Contingencies & Special Purpose Total	115,241	100,000	100,000	(15,241)
Operating Funds Total	80,056,755	83,220,954	83,220,954	3,164,199

PERSONAL SERVICES - SUMMARY OF POSITIONS BY PROGRAM AND JOB CODE

Job Code/Title	Grade	2021 Approved & Adopted		2022 Department Request		2022 President's Recommendation	
		FTE Pos.	Salaries	FTE Pos.	Salaries	FTE Pos.	Salaries
10155-Administration							
0036-Chief of Admin Services	23	1.0	128,683	1.0	129,018	1.0	129,018
0046-Admin Assistant I	12	1.0	42,528	1.0	50,664	1.0	50,664
0047-Admin Assistant II	14	4.0	247,975	9.0	476,979	9.0	476,979
0048-Administrative Assistant III	16	3.0	220,625	3.0	222,861	3.0	222,861
0050-Administrative Assistant IV	18	1.0	82,866	2.0	165,569	2.0	165,569
0143-Accountant III	15	3.0	179,993	3.0	182,358	3.0	182,358
0293-Administrative Analyst III	21	1.0	102,319	1.0	104,383	1.0	104,383
0295-Administrative Analyst V	23	1.0	129,018	1.0	129,018	1.0	129,018
0604-Assistant Public Defender I	L1	2.0	120,411	20.0	1,204,112	20.0	1,204,112
0605-Assistant Public Defender II	L2	1.0	102,034	1.0	102,034	1.0	102,034
0610-Public Defender		1.0	200,844	1.0	191,148	1.0	191,148
0679-Asst Public Defender Superviso	D05	-	-	4.0	506,139	4.0	506,139
0682-Asst Public Defender Superv	D08	3.0	426,136	3.0	426,136	3.0	426,136
0683-Asst Public Defender Superv	D09	1.0	145,533	-	-	-	-
0685-Asst Public Defender Superv	D11	6.0	956,979	7.0	1,116,475	7.0	1,116,475
0686-Asst Public Defender Superv	D12	2.0	344,319	2.0	344,319	2.0	344,319
0757-Mgr of Recruitment and Selection	23	1.0	92,828	1.0	100,543	1.0	100,543
1518-Caseworker Mang Unit	16	1.0	71,623	-	-	-	-
2010-Medical Records Technician	11	-	-	2.0	97,806	2.0	97,806
4904-Freedom of Info Specialist I	11	1.0	98,561	-	-	-	-
5162-Manager of Records Management	22	-	-	1.0	101,044	1.0	101,044
5510-Human Resource Specialist	22	1.0	90,028	2.0	183,685	2.0	183,685
5924-Mitigation Specialist	16	1.0	46,178	1.0	71,498	1.0	71,498
6008-Paralegal	20	3.0	191,869	8.0	526,216	8.0	526,216
6231-Interpreter	14	-	-	2.0	97,806	2.0	97,806
6856-Dep-Pol & Strategic Planning	23	1.0	116,767	-	-	-	-
6952-System Administrator	21	2.0	145,957	2.0	148,906	2.0	148,906
7019-Lead Records Assistant	16	1.0	56,512	1.0	56,512	1.0	56,512
7055-Grant Analyst/Public Defender	22	1.0	76,041	1.0	78,162	1.0	78,162
7827-Data Analyst	15	-	-	2.0	138,328	2.0	138,328
8844-Assistant Public Defender Deputy	D11	1.0	159,496	-	-	-	-
9109-Deputy of Policy & Strategic Litigation	D11	-	-	1.0	159,496	1.0	159,496
9129-Senior Policy Advisor	23	-	-	1.0	114,464	1.0	114,464
9147-Dir of Legislative & External Affairs - Juvenile Justice	23	-	-	1.0	114,464	1.0	114,464
9148-Dir of Legislative & External Affairs - Criminal Justic	23	-	-	1.0	114,464	1.0	114,464
9149-Director of Community Engagement	21	-	-	1.0	95,177	1.0	95,177
9139-Deputy of Communications	23	-	-	1.0	114,464	1.0	114,464
9143-Asst. Public Defender, FOIA & Subpoena Response Officer	D05	-	-	1.0	126,535	1.0	126,535
		45.0	\$4,576,123	89.0	\$7,790,785	89.0	\$7,790,785
11560-Child Protection Conflicts Unit							
0048-Administrative Assistant III	16	1.0	76,954	1.0	76,954	1.0	76,954
0605-Assistant Public Defender II	L2	6.0	565,553	5.0	498,118	5.0	498,118
0606-Assistant Public Defender III	L3	4.0	471,241	4.0	469,791	4.0	469,791
0682-Asst Public Defender Superv	D08	1.0	142,045	1.0	142,045	1.0	142,045
0935-Stenographer IV	11	1.0	41,738	1.0	43,508	1.0	43,508
0936-Stenographer V	13	-	-	1.0	45,546	1.0	45,546
		13.0	\$1,297,531	13.0	\$1,275,961	13.0	\$1,275,961
14135-Forensic Science Division							
0047-Admin Assistant II	14	1.0	57,973	1.0	60,212	1.0	60,212
0604-Assistant Public Defender I	L1	4.0	240,822	-	-	-	-

PERSONAL SERVICES - SUMMARY OF POSITIONS BY PROGRAM AND JOB CODE

Job Code/Title	Grade	2021 Approved & Adopted		2022 Department Request		2022 President's Recommendation	
		FTE Pos.	Salaries	FTE Pos.	Salaries	FTE Pos.	Salaries
0605-Assistant Public Defender II	L2	-	-	5.0	407,257	5.0	407,257
0606-Assistant Public Defender III	L3	3.0	322,845	3.0	357,883	3.0	357,883
0682-Asst Public Defender Superv	D08	1.0	142,045	1.0	142,045	1.0	142,045
0936-Stenographer V	13	1.0	62,024	-	-	-	-
		10.0	\$825,709	10.0	\$967,397	10.0	\$967,397
15220-Investigations							
0638-Investigator I	14	4.0	211,125	5.0	262,203	5.0	262,203
0639-Investigator II	16	21.0	1,378,437	21.0	1,399,950	21.0	1,399,950
0640-Investigator III	18	27.0	2,289,369	26.0	2,235,348	26.0	2,235,348
0641-Investigator IV	20	6.0	637,205	6.0	639,300	6.0	639,300
6495-Deputy of Investigations	24	1.0	126,347	1.0	126,347	1.0	126,347
7417-Investigator V-Exempt	22	2.0	245,482	2.0	245,482	2.0	245,482
		61.0	\$4,887,966	61.0	\$4,908,629	61.0	\$4,908,629
16240-Multiple Defendants							
0047-Admin Assistant II	14	1.0	66,591	1.0	66,591	1.0	66,591
0604-Assistant Public Defender I	L1	4.0	240,822	2.0	120,411	2.0	120,411
0605-Assistant Public Defender II	L2	1.0	80,905	4.0	313,882	4.0	313,882
0606-Assistant Public Defender III	L3	8.0	935,375	4.0	468,784	4.0	468,784
0607-Assistant Public Defender IV	L4	8.0	1,084,924	8.0	1,088,903	8.0	1,088,903
0679-Asst Public Defender Superviso	D05	1.0	126,535	3.0	379,604	3.0	379,604
0681-Asst Public Defender Superv	D07	1.0	138,565	-	-	-	-
0935-Stenographer IV	11	1.0	51,501	1.0	51,501	1.0	51,501
7750-Pre-Licensed Assistant Public Defender	14	1.0	39,366	1.0	39,368	1.0	39,368
		26.0	\$2,764,584	24.0	\$2,529,044	24.0	\$2,529,044
33835-Felony Representation							
0046-Admin Assistant I	12	1.5	84,996	1.5	85,494	1.5	85,494
0047-Admin Assistant II	14	4.0	230,325	4.0	252,571	4.0	252,571
0051-Administrative Assistant V	20	2.0	183,445	2.0	185,815	2.0	185,815
0604-Assistant Public Defender I	L1	21.0	1,264,318	22.0	1,324,523	22.0	1,324,523
0605-Assistant Public Defender II	L2	28.0	2,603,593	39.0	3,610,957	39.0	3,610,957
0606-Assistant Public Defender III	L3	103.5	11,939,958	89.5	10,384,255	89.5	10,384,255
0607-Assistant Public Defender IV	L4	2.0	232,633	5.0	522,169	5.0	522,169
0679-Asst Public Defender Superviso	D05	10.0	1,265,347	9.0	1,138,812	9.0	1,138,812
0681-Asst Public Defender Superv	D07	0.5	69,283	-	-	-	-
0682-Asst Public Defender Superv	D08	2.0	284,091	2.0	284,091	2.0	284,091
0683-Asst Public Defender Superv	D09	1.5	218,300	1.5	218,300	1.5	218,300
0907-Clerk V	11	6.0	281,840	8.0	338,292	8.0	338,292
0935-Stenographer IV	11	10.5	492,268	6.0	290,148	6.0	290,148
0936-Stenographer V	13	1.0	57,624	1.0	57,624	1.0	57,624
6231-Interpreter	14	1.0	47,062	1.0	49,055	1.0	49,055
7019-Lead Records Assistant	16	1.0	60,731	1.0	63,310	1.0	63,310
7750-Pre-Licensed Assistant Public Defender	14	7.0	276,626	1.0	40,464	1.0	40,464
7929-Accounts Payable Specialist/PD	18	1.0	81,402	1.0	83,043	1.0	83,043
		203.5	\$19,673,842	194.5	\$18,928,925	194.5	\$18,928,925
33880-Legal Resources							
0046-Admin Assistant I	12	1.0	45,778	1.0	47,719	1.0	47,719
0047-Admin Assistant II	14	5.0	307,877	5.0	309,822	5.0	309,822
0048-Administrative Assistant III	16	2.0	147,944	2.0	149,770	2.0	149,770
0051-Administrative Assistant V	20	1.0	79,602	1.0	82,987	1.0	82,987
0604-Assistant Public Defender I	L1	-	-	7.0	421,439	7.0	421,439
0605-Assistant Public Defender II	L2	9.0	793,634	7.0	609,774	7.0	609,774

PERSONAL SERVICES - SUMMARY OF POSITIONS BY PROGRAM AND JOB CODE

Job Code/Title	Grade	2021 Approved & Adopted		2022 Department Request		2022 President's Recommendation	
		FTE Pos.	Salaries	FTE Pos.	Salaries	FTE Pos.	Salaries
0606-Assistant Public Defender III	L3	21.0	2,428,633	20.0	2,312,717	20.0	2,312,717
0679-Asst Public Defender Superviso	D05	1.0	126,535	-	-	-	-
0682-Asst Public Defender Superv	D08	1.0	142,045	3.0	426,136	3.0	426,136
0907-Clerk V	11	1.0	46,898	1.0	47,824	1.0	47,824
0935-Stenographer IV	11	1.0	41,738	1.0	43,508	1.0	43,508
0936-Stenographer V	13	2.0	120,420	2.0	121,096	2.0	121,096
6008-Paralegal	20	1.0	85,199	1.0	86,915	1.0	86,915
		46.0	\$4,366,304	51.0	\$4,659,708	51.0	\$4,659,708
33890-Misdemeanor Representation							
0046-Admin Assistant I	12	6.0	341,774	6.0	343,011	6.0	343,011
0047-Admin Assistant II	14	4.5	279,146	4.5	281,980	4.5	281,980
0051-Administrative Assistant V	20	1.0	91,954	1.0	93,398	1.0	93,398
0604-Assistant Public Defender I	L1	-	-	6.0	361,234	6.0	361,234
0605-Assistant Public Defender II	L2	108.5	10,140,690	107.0	9,790,953	107.0	9,790,953
0607-Assistant Public Defender IV	L4	2.0	270,538	2.0	272,243	2.0	272,243
0679-Asst Public Defender Superviso	D05	5.0	632,674	5.0	632,674	5.0	632,674
0681-Asst Public Defender Superv	D07	0.5	69,283	-	-	-	-
0682-Asst Public Defender Superv	D08	1.0	142,045	1.0	142,045	1.0	142,045
0683-Asst Public Defender Superv	D09	0.5	72,767	0.5	72,767	0.5	72,767
0907-Clerk V	11	4.0	207,514	5.0	219,080	5.0	219,080
0935-Stenographer IV	11	2.0	93,793	1.5	70,952	1.5	70,952
7750-Pre-Licensed Assistant Public Defender	14	2.0	78,732	-	-	-	-
		137.0	\$12,420,909	139.5	\$12,280,337	139.5	\$12,280,337
33945-Specialty Courts							
0046-Admin Assistant I	12	0.5	25,116	0.5	25,855	0.5	25,855
0047-Admin Assistant II	14	0.5	27,700	0.5	28,878	0.5	28,878
0605-Assistant Public Defender II	L2	2.5	251,928	2.0	200,910	2.0	200,910
0606-Assistant Public Defender III	L3	0.5	59,647	0.5	59,647	0.5	59,647
0935-Stenographer IV	11	0.5	19,467	0.5	19,467	0.5	19,467
		4.5	\$383,858	4.0	\$334,757	4.0	\$334,757
35065-Civil Representation							
0046-Admin Assistant I	12	1.0	57,916	1.0	57,916	1.0	57,916
0051-Administrative Assistant V	20	1.0	98,993	1.0	98,993	1.0	98,993
0605-Assistant Public Defender II	L2	22.0	2,005,044	21.0	1,971,074	21.0	1,971,074
0606-Assistant Public Defender III	L3	7.0	829,123	7.0	827,674	7.0	827,674
0679-Asst Public Defender Superviso	D05	1.0	126,535	1.0	126,535	1.0	126,535
0682-Asst Public Defender Superv	D08	1.0	142,045	1.0	142,045	1.0	142,045
0907-Clerk V	11	4.0	167,403	5.0	192,016	5.0	192,016
1513-Caseworker III	16	2.0	153,908	2.0	153,908	2.0	153,908
		39.0	\$3,580,967	39.0	\$3,570,160	39.0	\$3,570,160
35280-Homicide Representation							
0051-Administrative Assistant V	20	1.0	96,344	1.0	96,344	1.0	96,344
0605-Assistant Public Defender II	L2	1.0	97,039	3.0	284,272	3.0	284,272
0607-Assistant Public Defender IV	L4	35.0	4,609,879	33.0	4,282,762	33.0	4,282,762
0679-Asst Public Defender Superviso	D05	-	-	1.0	126,535	1.0	126,535
0681-Asst Public Defender Superv	D07	2.0	277,131	1.0	138,565	1.0	138,565
0682-Asst Public Defender Superv	D08	1.0	142,045	1.0	142,045	1.0	142,045
0683-Asst Public Defender Superv	D09	1.0	145,533	1.0	145,533	1.0	145,533
0936-Stenographer V	13	2.0	107,569	2.0	91,092	2.0	91,092
6231-Interpreter	14	2.0	99,618	2.0	103,851	2.0	103,851
		45.0	\$5,575,159	45.0	\$5,410,999	45.0	\$5,410,999

PERSONAL SERVICES - SUMMARY OF POSITIONS BY PROGRAM AND JOB CODE

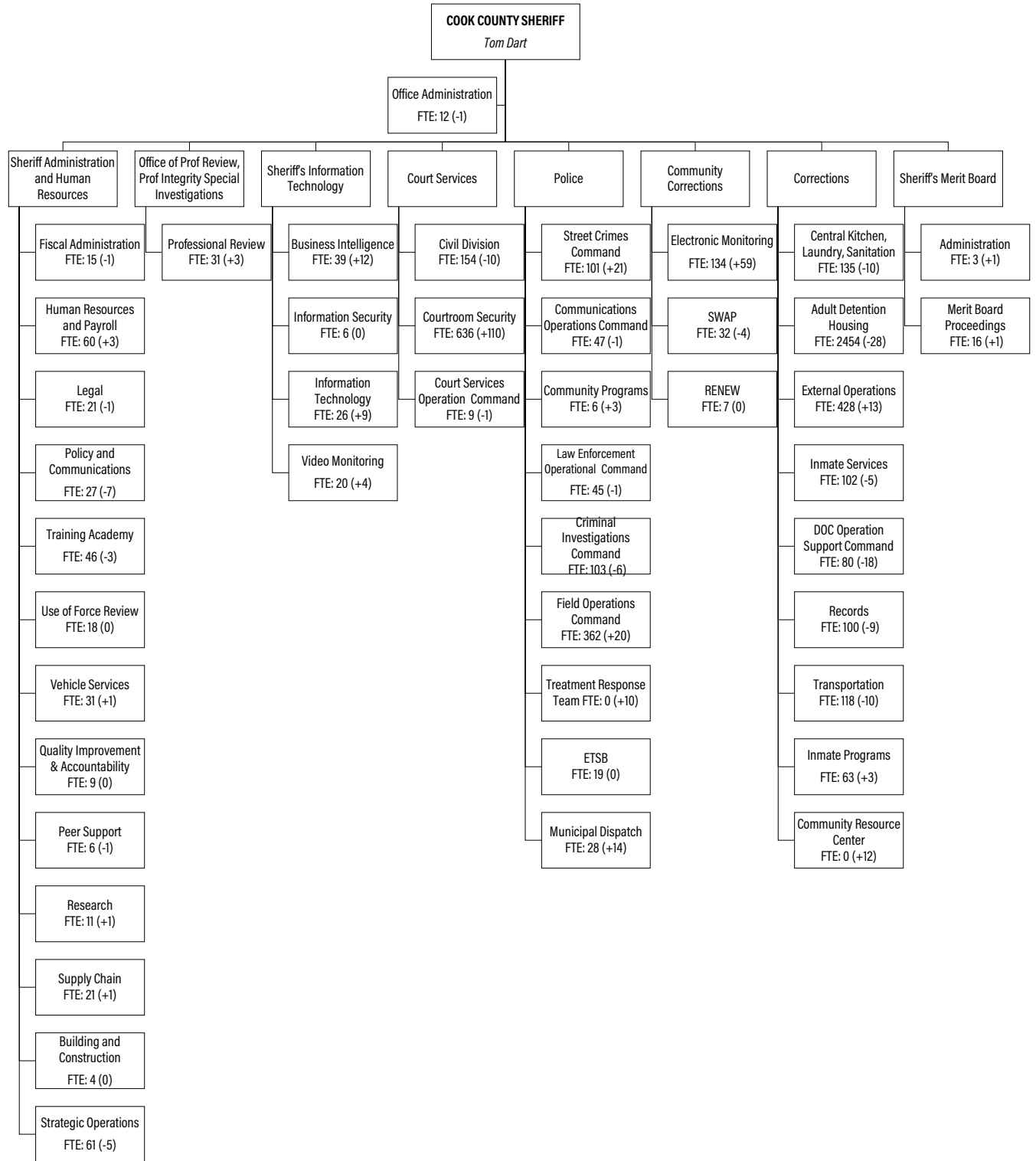
Job Code/Title	Grade	2021 Approved & Adopted		2022 Department Request		2022 President's Recommendation	
		FTE Pos.	Salaries	FTE Pos.	Salaries	FTE Pos.	Salaries
35310-Juvenile Representation							
0047-Admin Assistant II	14	1.0	52,479	1.0	54,707	1.0	54,707
0605-Assistant Public Defender II	L2	26.0	2,541,005	26.0	2,566,663	26.0	2,566,663
0606-Assistant Public Defender III	L3	6.0	707,038	6.0	708,379	6.0	708,379
0679-Asst Public Defender Superviso	D05	3.0	379,604	3.0	379,604	3.0	379,604
0682-Asst Public Defender Superv	D08	1.0	142,045	1.0	142,045	1.0	142,045
0907-Clerk V	11	2.0	102,970	3.0	122,903	3.0	122,903
0935-Stenographer IV	11	2.0	83,567	1.0	46,898	1.0	46,898
0936-Stenographer V	13	1.0	62,024	1.0	62,024	1.0	62,024
1513-Caseworker III	16	3.0	197,263	3.0	204,550	3.0	204,550
1514-Caseworker IV	17	1.0	63,006	1.0	64,277	1.0	64,277
		46.0	\$4,331,002	46.0	\$4,352,050	46.0	\$4,352,050
35365-Mitigation							
0048-Administrative Assistant III	16	2.0	153,908	1.0	76,954	1.0	76,954
5924-Mitigation Specialist	16	-	-	8.0	452,092	8.0	452,092
6682-Mitigation Spec Superviso	20	1.0	84,221	1.0	85,918	1.0	85,918
		3.0	\$238,129	10.0	\$614,964	10.0	\$614,964
16840-PD Police Station Representation Unit							
0604-Assistant Public Defender I	L1	2.0	120,411	1.0	60,206	1.0	60,206
0605-Assistant Public Defender II	L2	7.0	572,404	7.0	595,220	7.0	595,220
		9.0	\$692,815	8.0	\$655,426	8.0	\$655,426
15086-Mental Health Unit							
0046-Admin Assistant I	12	1.0	42,528	-	-	-	-
0907-Clerk V	11	-	-	1.0	54,076	1.0	54,076
7842-Psychologist - Office of Public Defender	22	1.0	96,944	1.0	98,947	1.0	98,947
7861-Social Caseworker - Public Defender	16	4.0	256,447	4.0	248,619	4.0	248,619
		6.0	\$395,919	6.0	\$401,642	6.0	\$401,642
Total Salaries and Positions		694.0	\$66,010,815	740.0	\$68,680,784	740.0	\$68,680,784
Turnover Adjustment		-	(3,612,702)	-	(3,090,635)	-	(3,090,635)
Operating Fund Totals		694.0	\$62,398,113	740.0	\$65,590,148	740.0	\$65,590,148

PERSONAL SERVICES - SUMMARY OF POSITIONS BY GRADE

Salary Grade	2021 Approved & Adopted		2022 Department Request		2022 President's Recommendation	
	FTE Pos.	Salaries	FTE Pos.	Salaries	FTE Pos.	Salaries
11	36.0	1,729,258	37.0	1,637,979	37.0	1,637,979
12	12.0	640,634	11.0	610,659	11.0	610,659
13	7.0	409,661	7.0	377,381	7.0	377,381
14	38.0	2,022,596	38.0	2,124,487	38.0	2,124,487
15	3.0	179,993	5.0	320,686	5.0	320,686
16	42.0	2,820,529	48.0	3,176,977	48.0	3,176,977
17	1.0	63,006	1.0	64,277	1.0	64,277
18	29.0	2,453,638	29.0	2,483,959	29.0	2,483,959
20	17.0	1,548,833	22.0	1,895,887	22.0	1,895,887
21	3.0	248,276	4.0	348,466	4.0	348,466
22	5.0	508,494	7.0	707,320	7.0	707,320
23	4.0	467,297	7.0	816,437	7.0	816,437
24	1.0	126,347	1.0	126,347	1.0	126,347
D05	21.0	2,657,229	27.0	3,416,437	27.0	3,416,437
D07	4.0	554,262	1.0	138,565	1.0	138,565
D08	12.0	1,704,543	14.0	1,988,634	14.0	1,988,634
D09	4.0	582,134	3.0	436,600	3.0	436,600
D11	7.0	1,116,475	8.0	1,275,972	8.0	1,275,972
D12	2.0	344,319	2.0	344,319	2.0	344,319
L1	33.0	1,986,785	58.0	3,491,925	58.0	3,491,925
L2	212.0	19,753,830	227.0	20,951,115	227.0	20,951,115
L3	153.0	17,693,860	134.0	15,589,129	134.0	15,589,129
L4	47.0	6,197,974	48.0	6,166,077	48.0	6,166,077
	1.0	200,844	1.0	191,148	1.0	191,148
Total Salaries and Positions	694.0	\$66,010,815	740.0	\$68,680,784	740.0	\$68,680,784
Turnover Adjustment	-	\$(3,612,702)	-	\$(3,090,635)	-	\$(3,090,635)
Operating Funds Total	694.0	\$62,398,113	740.0	\$65,590,148	740.0	\$65,590,148

DISTRIBUTION BY APPROPRIATION CLASSIFICATION

Account	2021 Approved & Adopted	Department Request	President's Recommendation	Difference
Contingencies & Special Purpose				
580031-Reimbursement Designated Fund	-	150,000	150,000	150,000
580050-Cook County Administration	1,509	102	102	(1,407)
Contingencies & Special Purpose Total	1,509	150,102	150,102	148,593
Operating Funds Total	1,509	150,102	150,102	148,593



BUREAU

BUREAU SUMMARY OF APPROPRIATIONS AND POSITIONS
 BUREAU DISTRIBUTION BY APPROPRIATION CLASSIFICATION

DEPARTMENTS

DEPARTMENT OVERVIEW
 DEPARTMENT BUDGET
 DISTRIBUTION BY APPROPRIATION CLASSIFICATION
 PERSONAL SERVICES, SUMMARY OF POSITIONS
 SUMMARY OF POSITIONS BY GRADE

SHERIFF

1210 OFFICE OF THE SHERIFF	0-6
1214 SHERIFF'S ADMINISTRATION	0-11
1216 OFFICE OF PROFESSIONAL REVIEW, PROFESSIONAL INTEGRITY & SPECIAL INVESTIGATIONS	0-21
1217 INFORMATION TECHNOLOGY	0-26
1230 COURT SERVICES DIVISION	0-32
1231 POLICE DEPARTMENT	0-38
1232 COMMUNITY CORRECTIONS DEPARTMENT	0-44
1239 DEPARTMENT OF CORRECTIONS	0-49
1249 SHERIFF'S MERIT BOARD	0-59
1210 INTERGOVERNMENTAL AGREEMENT/ETSB	0-64
1210 VEHICLE PURCHASE FUND	0-67
1210 SHERIFF'S WOMEN'S JUSTICE SERVICES	0-68
1210 PHARMECEUTICAL DISPOSAL FUND	0-69
1210 SHERIFF'S OPERATIONS STATE ASSET FORFEITURE	0-70
1210 SHERIFF'S MONEY LAUNDERING STATE ASSET FORFEITURE	0-71

SUMMARY OF APPROPRIATIONS

Department and Title	2021 Approved & Adopted	Department Request	President's Recommendation	Difference
Public Safety Fund				
1210-Office of the Sheriff	1,745,853	2,003,868	2,003,868	258,016
1214-Sheriff's Administration And Human Resources	33,030,084	33,273,987	33,273,987	243,903
1216-Office of Prof Review, Prof Integrity Special Investigations	3,186,071	3,517,133	3,517,133	331,062
1217-Sheriff's Information Technology	18,520,551	23,562,258	23,562,258	5,041,707
1230-Court Services Division	79,040,679	85,459,638	85,459,638	6,418,960
1231-Police Department	71,485,582	74,421,178	74,421,178	2,935,596
1232-Community Corrections Department	23,001,566	27,670,654	27,670,654	4,669,089
1239-Department of Corrections	341,546,302	344,461,155	344,461,155	2,914,853
1249-Sheriff's Merit Board	1,606,131	1,719,459	1,719,459	113,328
Public Safety Fund Total	\$573,162,818	\$596,089,331	\$596,089,331	\$22,926,513
General Funds Total	\$573,162,818	\$596,089,331	\$596,089,331	\$22,926,513
Special Purpose Funds				
11262-Sheriff's Women's Justice Services	75,000	75,000	75,000	0
11266-Vehicle Purchase	226,385	-	-	(226,385)
11277-Pharmaceutical Disposal Fund	100,000	100,000	100,000	0
11324-Sheriff 911 - Intergovernmental Agreement - ETSB	2,477,422	3,329,437	3,329,437	852,016
11278-Sheriff's Operations State Asset Forfeiture	703,329	335,000	335,000	(368,329)
11279-Sheriff's Money Laundering State Asset Forfeiture	45,796	25,000	25,000	(20,796)
Special Purpose Funds Total	\$3,627,932	\$3,864,437	\$3,864,437	\$236,506
Restricted				
G53491-Grant: 2018 HighIntensity Drug Traffic	8,400	-	-	(8,400)
G53602-Grant 2019 SHE HIDTA	2,431,606	-	-	(2,431,606)
G53613-Grant 2019 SHE Child Support	27,313	-	-	(27,313)
G53650-Grant 2018 SHE Equitable Share - Justice	455,705	290,000	290,000	(165,705)
G53651-Grant 2018 SHE Equitable Share - Treasury	1,104,993	600,000	600,000	(504,993)
G53710-Grant 2019 SHE HUNT Alternatives	17,800	-	-	(17,800)
G53725-Grant 2019 SHE Child Support STE	14,070	-	-	(14,070)
G53743-Grant 2020 SHE HIDTA	4,700,160	2,790,531	2,790,531	(1,909,629)
G53807-Grant 2020 SHE Child Support FED	845,143	1,044,649	1,044,649	199,506
G53808-Grant 2020 SHE Child Support STE	435,378	522,177	522,177	86,799
G53851-Grant 2020 SHE Overdose Prevention and Response Project (ORS Project)	141,079	-	-	(141,079)
G53919-Grant 2021 SHE Child Support FED	1,005,538	0	0	(1,005,538)
G53920-Grant 2021 SHE Child Support STE	518,004	0	0	(518,004)
G53921-Grant 2021 SHE HIDTA	4,248,342	4,257,958	4,257,958	9,616
G53922-Grant 2021 SHE STEP	103,536	-	-	(103,536)
G53923-Grant 2021 SHE Residential Substance Abuse Treatment	187,975	67,256	67,256	(120,719)
G53979-Grant 2020 SHE Coronavirus Emergency Supplemental Funding	458,198	194,271	194,271	(263,927)
G53980-Grant 2020 SHE Drug -Impaired Driving Training Grant	135,158	-	-	(135,158)
G54050-Grant 2021 SHE Comp. Law Enforcement Response to Drugs	-	79,500	79,500	79,500
G54051-Grant 2021 SHE COVID Emergency Supplemental	-	458,201	458,201	458,201
G54052-Grant 2021 SHE Residential Substance Abuse Treatment	-	187,980	187,980	187,980
G54053-Grant 2022 SHE High Intensity Drug Trafficking Area	-	4,089,821	4,089,821	4,089,821
G54054-Grant 2022 SHE Title IV-D Child Support FED	-	3,124,306	3,124,306	3,124,306
G54055-Grant 2022 SHE Title IV-D Child Support STE	-	1,609,253	1,609,253	1,609,253
G54056-Grant 2021 SHE STEP	-	134,496	134,496	134,496
Restricted Total	\$16,838,397	\$19,450,397	\$19,450,397	\$2,612,000
Total Appropriations	\$593,629,147	\$619,404,166	\$619,404,166	\$25,775,019

SUMMARY OF POSITIONS

Department and Title	2021 Approved Positions	2022 Department Request	2022 President's Recommendation	Difference
Public Safety Fund				
1210-Office of the Sheriff	13.0	12.0	12.0	(1.0)
1214-Sheriff's Administration And Human Resources	330.0	318.0	318.0	(12.0)
1216-Office of Prof Review, Prof Integrity Special Investigations	31.0	34.0	34.0	3.0
1217-Sheriff's Information Technology	91.0	116.0	116.0	25.0
1230-Court Services Division	799.0	898.0	898.0	99.0
1231-Police Department	624.0	670.0	670.0	46.0
1232-Community Corrections Department	173.0	228.0	228.0	55.0
1239-Department of Corrections	3,480.0	3,423.0	3,423.0	(57.0)
1249-Sheriff's Merit Board	19.0	21.0	21.0	2.0
Public Safety Fund Total	5,560.0	5,720.0	5,720.0	160.0
General Funds Total	5,560.0	5,720.0	5,720.0	160.0
Special Purpose Funds				
11324-Sheriff 911 - Intergovernmental Agreement - ETSB	47.0	61.0	61.0	14.0
Special Purpose Funds Total	47.0	61.0	61.0	14.0
Special Revenue Fund Total	47.0	61.0	61.0	14.0
Restricted				
G53602-Grant 2019 SHE HIDTA	1.5	-	-	(1.5)
G53613-Grant 2019 SHE Child Support	0.4	-	-	(0.4)
G53725-Grant 2019 SHE Child Support STE	0.2	-	-	(0.2)
G53743-Grant 2020 SHE HIDTA	18.5	1.5	1.5	(16.9)
G53807-Grant 2020 SHE Child Support FED	7.2	7.6	7.6	0.4
G53808-Grant 2020 SHE Child Support STE	3.7	3.9	3.9	0.2
G53919-Grant 2021 SHE Child Support FED	5.6	-	-	(5.6)
G53920-Grant 2021 SHE Child Support STE	2.9	-	-	(2.9)
G53921-Grant 2021 SHE HIDTA	-	18.5	18.5	18.5
G53923-Grant 2021 SHE Residential Substance Abuse Treatment	-	1.0	1.0	1.0
G53979-Grant 2020 SHE Coronavirus Emergency Supplemental Funding	-	4.0	4.0	4.0
G54054-Grant 2022 SHE Title IV-D Child Support FED	-	5.6	5.6	5.6
G54055-Grant 2022 SHE Title IV-D Child Support STE	-	2.9	2.9	2.9
Restricted Total	40.0	45.0	45.0	5.0
Total Positions	5,647.0	5,826.0	5,826.0	179.0

DISTRIBUTION BY APPROPRIATION CLASSIFICATION

Account	2021 Approved & Adopted	Department Request	President's Recommendation	Difference
Personal Services				
501005-Salaries and Wages of Employees With Benefits	390,132,642	399,335,585	399,335,585	9,202,942
501165-Planned Salary Adjustment	4,830,240	5,839,488	5,839,488	1,009,248
501210-Planned Overtime Compensation	12,042,500	15,000,000	15,000,000	2,957,500
501295-Salaries and Wages of Per Diem Employees	305,510	305,510	305,510	0
501510-Mandatory Medicare Cost	6,178,857	6,304,754	6,304,754	125,896
501540-Worker's Compensation	24,889,685	28,343,082	28,343,082	3,453,397
501585-Insurance Benefits	103,871,394	102,262,574	102,262,574	(1,608,820)
501765-Professional Develop/Fees	3,596,200	3,637,775	3,637,775	41,575
501835-Transportation and Travel Expenses	8,684	10,000	10,000	1,316
Personal Services Total	545,855,713	561,038,768	561,038,768	15,183,054
Contractual Service				
520005-Ambulance Service	30,000	30,000	30,000	0
520049-Scavenger and Hazardous Materail Services	139,000	150,000	150,000	11,000
520095-Transport Services	4,000	2,500	2,500	(1,500)
520149-Communication Services	961,749	1,008,234	1,008,234	46,485
520209-Food Services	7,250,000	10,000,000	10,000,000	2,750,000
520259-Postage	127,300	173,400	173,400	46,100
520279-Shipping and Freight Services	800	900	900	100
520325-Lodging For Non Employees	500,000	539,000	539,000	39,000
520389-Contract Maintenance Service	400,000	400,000	400,000	0
520485-Graphics and Reproduction Services	55,795	56,437	56,437	642
520609-Advertising and Promotions	0	1,800	1,800	1,800
520725-Loss and Valuation	17,000	17,000	17,000	0
520825-Professional Services	323,927	293,177	293,177	(30,750)
521005-Professional Legal Expenses	300,000	400,000	400,000	100,000
521200-Laboratory Testing and Analysis	155,963	156,000	156,000	37
521300-Special or Coop Programs	63,659	201,000	201,000	137,341
Contractual Service Total	10,329,193	13,429,448	13,429,448	3,100,255
Supplies & Materials				
530100-Wearing Apparel	205,000	202,000	202,000	(3,000)
530170-Institutional Supplies	1,717,525	2,049,000	2,049,000	331,475
530600-Office Supplies	120,000	120,000	120,000	0
530635-Books, Periodicals and Publish	88,409	91,578	91,578	3,169
530700-Multimedia Supplies	32,644	35,000	35,000	2,356
530785-Medical, Dental and Laboratory Supplies	8,500	8,500	8,500	0
531645-Computer and Data Processing Supplies	200,000	200,000	200,000	0
Supplies & Materials Total	2,372,078	2,706,078	2,706,078	334,000
Operations & Maintenance				
540105-Moving Expense and Remodeling	79,000	80,000	80,000	1,000
540129-Maintenance and Subscription Services	13,314,692	17,280,537	17,280,537	3,965,845
540345-Property Maintenance and Operations	808,256	820,195	820,195	11,939
Operations & Maintenance Total	14,201,948	18,180,732	18,180,732	3,978,784
Rental & Leasing				
550005-Office and Data Processing Equip Rental	1,600	1,600	1,600	0
550029-Countywide Office and Data Processing Equip Rental	489,966	421,383	421,383	(68,583)
Rental & Leasing Total	491,566	422,983	422,983	(68,583)
Capital Equipment and Improvements				
560150-Institutional Supplies	2,276,327	2,276,327	2,276,327	0

DISTRIBUTION BY APPROPRIATION CLASSIFICATION

Account	2021 Approved & Adopted	Department Request	President's Recommendation	Difference
Capital Equipment and Improvements Total	2,276,327	2,276,327	2,276,327	0
Contingencies & Special Purpose				
580031-Reimbursement Designated Fund	122,832	181,903	181,903	59,071
580339-Contingencies For Investing	35,000	35,000	35,000	0
580379-Appropriation Adjustments	(839,080)	(839,080)	(839,080)	0
580419-Appropriation Transfer	(1,682,759)	(1,342,828)	(1,342,828)	339,931
Contingencies & Special Purpose Total	(2,364,007)	(1,965,005)	(1,965,005)	399,002
Operating Funds Total	573,162,818	596,089,331	596,089,331	22,926,513

DISTRIBUTION BY APPROPRIATION CLASSIFICATION

Account	2021 Approved & Adopted	Department Request	President's Recommendation	Difference
Personal Services				
501005-Salaries and Wages of Employees With Benefits	3,552,354	4,556,578	4,556,578	1,004,224
501210-Planned Overtime Compensation	300,000	300,000	300,000	0
501225-Planned Benefit Adjustment	412,816	565,800	565,800	152,984
501510-Mandatory Medicare Cost	53,102	68,114	68,114	15,012
501585-Insurance Benefits	600,576	1,042,375	1,042,375	441,799
501765-Professional Develop/Fees	16,750	17,600	17,600	850
Personal Services Total	4,935,598	6,550,466	6,550,466	1,614,869
Contractual Service				
520670-Purchased Services Not Otherwise Classified	75,000	75,000	75,000	0
Contractual Service Total	75,000	75,000	75,000	0
Supplies & Materials				
530100-Wearing Apparel	35,166	-	-	(35,166)
530170-Institutional Supplies	245,158	130,000	130,000	(115,158)
530785-Medical, Dental and Laboratory Supplies	51,195	35,000	35,000	(16,195)
Supplies & Materials Total	331,520	165,000	165,000	(166,520)
Operations & Maintenance				
540129-Maintenance and Subscription Services	352,668	136,004	136,004	(216,664)
Operations & Maintenance Total	352,668	136,004	136,004	(216,664)
Rental & Leasing				
550005-Office and Data Processing Equip Rental	750	750	750	0
550029-Countywide Office and Data Processing Equip Rental	1,233	1,233	1,233	0
Rental & Leasing Total	1,983	1,983	1,983	0
Capital Equipment and Improvements				
560260-Vehicle Equipment and Supplies	203,388	120,000	120,000	(83,388)
Capital Equipment and Improvements Total	203,388	120,000	120,000	(83,388)
Contingencies & Special Purpose				
580031-Reimbursement Designated Fund	75,000	255,000	255,000	180,000
580050-Cook County Administration	77,903	-	-	(77,903)
580339-Contingencies For Investing	90,941	85,000	85,000	(5,941)
580379-Appropriation Adjustments	(2,301,513)	(3,302,852)	(3,302,852)	(1,001,339)
580419-Appropriation Transfer	(214,556)	(221,164)	(221,164)	(6,608)
Contingencies & Special Purpose Total	(2,272,225)	(3,184,016)	(3,184,016)	(911,791)
Operating Funds Total	3,627,932	3,864,437	3,864,437	236,506

MISSION

The Sheriff's Office works to improve the quality of life of Cook County residents by treating them with dignity and respect, providing them with a safe environment, and offering services to support communities and interrupt the cycle of violence and incarceration.

MANDATES

Illinois Constitution (Ill. Const. 1970, art. VII, § 4), 55 ILCS 5/3, 725 ILCS 5/107-16, 735 ILCS 5/2-202, 730 ILCS 5/5-8-1.2, 50 ILCS 705, 42 U.S.C. § 1997

OPERATIONAL HIGHLIGHTS: 2021 INITIATIVES AND OUTCOMES

Due to its vital public safety mission, the Sheriff's Office was unable to shut down operations during the COVID-19 crisis. The Office continued to mitigate the spread of the virus in the jail to protect detainees and staff. The CDC published a study that recognized the Office's efforts to dramatically reduce the virus in the jail. Yale and Stanford also found that measures implemented by the Office prevented thousands of infections, hundreds of hospitalizations, and dozens of deaths.

Sheriff's Police continued to provide non-traditional law enforcement services through community policing efforts in Chicago and the suburbs, and by delivering meals, conducting outreach to homeless communities, and staying in touch with Treatment Response Team (TRT) clients. In January 2021, TRT began to use tablets for telehealth interventions between Sheriff's Police and TRT clinicians for individuals in crisis. The Community Resource Center (CRC) that launched in the Fall of 2020 aims to build resilience and increase access to quality social services for communities historically under-served and over incarcerated. Jail staff continued to provide innovative programming to set detainees up for success and interrupt the cycle of violence and incarceration.

The Office further adapted to the pandemic by setting up video court and visitation for detainees, expanding telehealth services, and shifting hundreds of civilians back to the workplace.

OPERATIONAL OPPORTUNITIES: 2022 INITIATIVES AND GOALS

In 2022, the Sheriff's Office will continue to reduce the spread of the virus through mitigating measures like social distancing, testing aggressively, and maintaining isolation and quarantine units; promoting the vaccination programs for both employees and detainees; expanding on the technologies put into place during the pandemic, e.g., video visitation, telehealth, and video court proceedings; and assisting vulnerable populations facing eviction by connecting them to social services.

The Sheriff's Office will also continue to develop its non-traditional law enforcement and corrections initiatives in 2022 by working to expand TRT and CRC, implementing a case management approach to the supervision of Electronic Monitoring (EM) program participants, increasing job training programming for detainees, and enhancing violence prevention programs. Jail staff will continue expanding their innovative and effective programming, including the Mental Health Transition Center, SAVE, SMART and THRIVE, SOAR, Recipe for Change, Chess, Tails of Redemption, and the Higher Education Collaborative.

In 2022, the Sheriff's EM program will continue to monitor all participants by GPS, which will allow the EM program to operate more efficiently while also increasing participant accountability and improving public safety.

BUDGET HIGHLIGHTS

- The Sheriff's Office will continue to collaborate with the City of Chicago and suburbs to reduce violent crime and expand community engagement.
- The Sheriff's Office will continue to expand its non-traditional law enforcement and corrections initiatives in 2022.
- The Sheriff's Office will continue to mitigate the spread of COVID-19 by containing the virus in the jail, aggressively testing staff and individuals.

Fund Category	Appropriations (\$ thousands)			
	2019 Adopted	2020 Adopted	2021 Adopted	2022 Recommended
Public Safety Fund	1,725	1,451	1,746	2,004
Special Purpose Funds	3,279	3,506	3,628	3,864
Grants	13,629	16,669	16,838	19,450
Total Funds	18,633	21,626	22,212	25,319
Expenditures by Type				
Personnel	13,113	12,580	13,175	18,030
Non Personnel	5,520	9,046	9,037	7,289
Total Funds	18,633	21,626	22,212	25,319
FTE Positions	68.0	94.0	100.0	118.0

Program Description	2021		2022	
	FTE Pos.	Adopted	FTE Pos.	Appropriation
10150-Administration and Sustainability	0.0	100,000	0.0	100,000
13610-Executive Office	13.0	1,745,853	12.0	2,003,868
20725-Women's Justice Services	0.0	75,000	0.0	75,000
28640-InterGov Emergency Telephone (BS)	19.0	2,477,422	19.0	2,961,394
35810-Operations State Asset Forfeiture	0.0	703,329	0.0	335,000
35815-Money Laundering State Asset Forfeiture	0.0	45,796	0.0	25,000
11948-Municipal Dispatch Services	28.0	0	42.0	368,044
21120-New/Replacement Capital Equipment	0.0	226,385	0.0	0
Grants	40.0	16,838,397	45.0	19,450,397
Total	100.0	22,212,182	118.0	25,318,703

DISTRIBUTION BY APPROPRIATION CLASSIFICATION

Account	2021 Approved & Adopted	Department Request	President's Recommendation	Difference
Personal Services				
501005-Salaries and Wages of Employees With Benefits	1,447,774	1,472,480	1,472,480	24,706
501510-Mandatory Medicare Cost	21,867	21,351	21,351	(516)
501540-Worker's Compensation	-	250,405	250,405	250,405
501585-Insurance Benefits	241,121	224,704	224,704	(16,417)
Personal Services Total	1,710,763	1,968,940	1,968,940	258,178
Contractual Service				
520149-Communication Services	34,669	34,506	34,506	(163)
Contractual Service Total	34,669	34,506	34,506	(163)
Rental & Leasing				
550029-Countywide Office and Data Processing Equip Rental	421	422	422	1
Rental & Leasing Total	421	422	422	1
Operating Funds Total	1,745,853	2,003,868	2,003,868	258,016

PERSONAL SERVICES - SUMMARY OF POSITIONS BY PROGRAM AND JOB CODE

Job Code/Title	Grade	2021 Approved & Adopted		2022 Department Request		2022 President's Recommendation	
		FTE Pos.	Salaries	FTE Pos.	Salaries	FTE Pos.	Salaries
13610-Executive Office							
0015-Sheriff	S	1.0	160,000	1.0	160,000	1.0	160,000
0052-Chief Administrative Officer	24	1.0	138,720	1.0	138,720	1.0	138,720
1348-Under Sheriff	24	1.0	140,454	1.0	140,454	1.0	140,454
2002-Chief Operating Officer	24	1.0	138,720	-	-	-	-
4727-Executive Assistant II-Sheriff	18	1.0	53,646	-	-	-	-
4770-Chief of Staff	24	1.0	148,777	1.0	148,777	1.0	148,777
5210-Special Assistant	24	1.0	93,116	1.0	93,116	1.0	93,116
6975-Special Assistant II	18	1.0	77,414	-	-	-	-
7125-Evictions Navigator	18	1.0	62,246	-	-	-	-
7179-Chief Legal Officer	24	1.0	157,584	1.0	157,584	1.0	157,584
7599-Special Assistant - Administration	18	1.0	81,402	1.0	83,043	1.0	83,043
8611-Chief of Corrections	24	1.0	117,300	1.0	115,000	1.0	115,000
8693-Proj Mgr for Strat Ops	16	-	-	1.0	71,857	1.0	71,857
8960-Chief of Logistics and Special Functions	24	1.0	138,719	1.0	138,719	1.0	138,719
9021-Special Assistant for Operations	20	-	-	1.0	86,491	1.0	86,491
9160-Chief of Strategic Operations	24	-	-	1.0	138,720	1.0	138,720
		13.0	\$1,508,098	12.0	\$1,472,480	12.0	\$1,472,480
Total Salaries and Positions		13.0	\$1,508,098	12.0	\$1,472,480	12.0	\$1,472,480
Turnover Adjustment		-	(60,324)	-	0	-	0
Operating Fund Totals		13.0	\$1,447,774	12.0	\$1,472,480	12.0	\$1,472,480

PERSONAL SERVICES - SUMMARY OF POSITIONS BY GRADE

Salary Grade	2021 Approved & Adopted		2022 Department Request		2022 President's Recommendation	
	FTE Pos.	Salaries	FTE Pos.	Salaries	FTE Pos.	Salaries
16	-	-	1.0	71,857	1.0	71,857
18	4.0	274,709	1.0	83,043	1.0	83,043
20	-	-	1.0	86,491	1.0	86,491
24	8.0	1,073,390	8.0	1,071,090	8.0	1,071,090
S	1.0	160,000	1.0	160,000	1.0	160,000
Total Salaries and Positions	13.0	\$1,508,098	12.0	\$1,472,480	12.0	\$1,472,480
Turnover Adjustment	-	\$(60,324)	-	-	-	-
Operating Funds Total	13.0	\$1,447,774	12.0	\$1,472,480	12.0	\$1,472,480

MISSION

Sheriff's Administration serves as a support to Sheriff's Office operations. Functional areas include Human Resources, Legal, Training, Education and Operational Policy, Use of Force Review, Vehicles, Quality Improvement, Peer Support, Research, Supply Chain and Building/Construction.

MANDATES

Ill. Const. 1970, art. VII, § 4, Ill Admin Code Section 701.10, 50 ILCS 705, 50 ILCS 5/3-6007, Ord. No. 16-1983, 10-26-16, Local and State Records Act, Illinois Administrative Code, 42 U.S.C. § 1997, 720 ILCS 5/7-1

OPERATIONAL HIGHLIGHTS: 2021 INITIATIVES AND OUTCOMES

The past year and a half has been incredibly difficult, and COVID-19 brought challenges the Sheriff's Office never expected to face. Legal responded to 2,500 FOIA requests as well as numerous lawsuits relating to COVID-19. HR collaborated with community health providers to implement a vaccination program with a goal to vaccinate 80 percent of our employees. HR will continue to educate employees and encourage them to receive the vaccine with creative incentives.

In 2021, HR worked diligently to return employees who were working remotely back to the workplace safely and to some normalcy. In addition, Peer Support continued to provide services to employees during the pandemic. The Bureau of Training, Education and Operational Policy and Legal collaborated to revise 35 operational policies and training curricula to meet the statutory mandates and effective date of the Safety, Accountability, Fairness and Equity – Today ("SAFE-T") Act.

Supply Chain continued our green initiatives by recycling toner cartridges, reducing usage of paper, expanding the biodiesel oil project, and increasing the amount of dehydrated food and water from CCDOC Central Kitchen. Vehicle Services expanded our hybrid fleet.

OPERATIONAL OPPORTUNITIES: 2022 INITIATIVES AND GOALS

In 2022, Sheriff's Administration will continue to provide support to the operations units by using lessons learned from the pandemic that include being ready to quickly pivot resources and identify efficiencies. The Sheriff's Office will launch a robust employee Wellness Program that focuses on resilience training and providing skills to employees to navigate adversity and thrive in the face of the many challenges that law enforcement experiences. The Administration units will also keep working towards their goals of providing efficient, effective, innovative, and fiscally responsible services throughout the Office. Vehicle Services will continue to replace more vehicles with hybrids, extending the Office's commitment to fiscal and environmental responsibility; Quality Improvement will monitor and review processes and recommend operational improvements; Peer Support will deploy innovative strategies to reach out to even more sworn staff; Research will provide timely and regular analysis of Office wide programs and operations; Supply Chain will ensure the Office has sufficient cleaning supplies and PPE on hand at all times; and the Use of Force Review Unit (UFRU) will provide state mandated training that expands crisis intervention and de-escalation tactics within the curriculum and collaborate with local agencies to provide required training.

Performance Metric Name	2019 Actual	2020 Actual	2021 Target	2021 Projection	2022 Target
Total Counseling Sessions	14,430	12,475	10,000	10,000	10,500
Pounds Collected	2,127,369	2,603,192	2,100,000	2,503,716	2,100,000
Percentage of waste replaced with recycling	44%	30%	43%	38%	45%
FOIA requests properly responded to within statutory timeframe	100%	98%	98%	99%	100%

BUDGET HIGHLIGHTS

- Sheriff's Administration will decrease the FTE count in FY22.
- Sheriff's Administration will increase correctional officer recruit training classes to meet staffing needs in corrections, police, courts, and community corrections.
- The Supply Chain Unit anticipates collecting 2.125M pounds of recycling in FY22.
- The Vehicle Services Department will continue to transition the Sheriff's Office fleet to hybrid vehicles.

Fund Category	Appropriations (\$ thousands)			
	2019 Adopted	2020 Adopted	2021 Adopted	2022 Recommended
Public Safety Fund	33,092	40,874	33,030	33,274
Total Funds	33,092	40,874	33,030	33,274
Expenditures by Type				
Personnel	31,026	33,759	31,747	31,817
Non Personnel	2,066	7,115	1,283	1,457
Total Funds	33,092	40,874	33,030	33,274
FTE Positions	339.0	366.0	330.0	318.0

Program Description	2021		2022	
	FTE Pos.	Adopted	FTE Pos.	Appropriation
10155-Administration	0.0	0	0.0	9,521
14050-Fiscal Administration	15.0	2,093,371	14.0	2,057,268
14915-Human Resources	39.0	3,650,306	43.0	4,246,972
14925-Human Resources Administration	0.0	0	0.0	24,216
15220-Investigations	0.0	0	0.0	10,546
15530-Legal	21.0	2,588,691	20.0	2,621,172
17290-Payroll	21.0	2,003,495	20.0	1,946,684
17865-Policy and Communications	27.0	2,398,379	20.0	2,162,759
19310-Strategic Operations Unit	61.0	6,091,904	56.0	5,644,521
20192-COVID-19	0.0	100,000	0.0	0
20340-Training Academy	46.0	5,000,531	43.0	5,145,994
20505-Use of Force Review	18.0	1,679,809	18.0	1,736,572
20555-Vehicle Services	31.0	2,780,812	32.0	3,096,984
20960-Quality Improvement & Accountability	9.0	827,048	9.0	823,907
35410-Peer Support	6.0	622,141	5.0	555,416
35485-Research	11.0	941,031	12.0	969,004
35570-Supply Chain	21.0	1,790,679	22.0	1,767,558
35825-Building and Construction Unit	4.0	461,888	4.0	454,892
Total	330.0	33,030,084	318.0	33,273,987

DISTRIBUTION BY APPROPRIATION CLASSIFICATION

Account	2021 Approved & Adopted	Department Request	President's Recommendation	Difference
Personal Services				
501005-Salaries and Wages of Employees With Benefits	24,244,026	24,608,083	24,608,083	364,058
501165-Planned Salary Adjustment	7,000	25,621	25,621	18,621
501210-Planned Overtime Compensation	260,000	260,000	260,000	0
501510-Mandatory Medicare Cost	385,442	371,685	371,685	(13,758)
501540-Worker's Compensation	89,693	106,640	106,640	16,947
501585-Insurance Benefits	6,554,546	6,089,698	6,089,698	(464,848)
501765-Professional Develop/Fees	197,850	344,875	344,875	147,025
501835-Transportation and Travel Expenses	8,684	10,000	10,000	1,316
Personal Services Total	31,747,241	31,816,602	31,816,602	69,361
Contractual Service				
520149-Communication Services	36,424	33,125	33,125	(3,299)
520485-Graphics and Reproduction Services	10,000	10,000	10,000	0
520725-Loss and Valuation	17,000	17,000	17,000	0
520825-Professional Services	108,550	130,000	130,000	21,450
521005-Professional Legal Expenses	300,000	400,000	400,000	100,000
Contractual Service Total	471,974	590,125	590,125	118,151
Supplies & Materials				
530170-Institutional Supplies	572,350	625,000	625,000	52,650
530600-Office Supplies	120,000	120,000	120,000	0
530635-Books, Periodicals and Publish	5,000	5,000	5,000	0
531645-Computer and Data Processing Supplies	100,000	100,000	100,000	0
Supplies & Materials Total	797,350	850,000	850,000	52,650
Rental & Leasing				
550029-Countywide Office and Data Processing Equip Rental	46,852	50,592	50,592	3,740
Rental & Leasing Total	46,852	50,592	50,592	3,740
Contingencies & Special Purpose				
580419-Appropriation Transfer	(33,332)	(33,332)	(33,332)	0
Contingencies & Special Purpose Total	(33,332)	(33,332)	(33,332)	0
Operating Funds Total	33,030,084	33,273,987	33,273,987	243,903

PERSONAL SERVICES - SUMMARY OF POSITIONS BY PROGRAM AND JOB CODE

Job Code/Title	Grade	2021 Approved & Adopted		2022 Department Request		2022 President's Recommendation	
		FTE Pos.	Salaries	FTE Pos.	Salaries	FTE Pos.	Salaries
14050-Fiscal Administration							
0120-Chief Financial Officer/Comptroller - CCC	24	1.0	130,050	1.0	130,050	1.0	130,050
4711-Budget Director	24	1.0	125,259	1.0	125,259	1.0	125,259
5798-Administrative Support II	14	1.0	47,429	-	-	-	-
5802-Administrative Support VI	18	1.0	59,153	-	-	-	-
6972-Business Associate	20	1.0	64,346	-	-	-	-
7087-Exec Asst for Fiscal Admin	18	1.0	92,959	-	-	-	-
7088-Fiscal Civil Process Analyst	19	1.0	87,842	1.0	89,613	1.0	89,613
7101-Procurement Liaison	19	1.0	68,205	1.0	69,585	1.0	69,585
7175-Business Manager For DOC	24	1.0	97,084	1.0	97,084	1.0	97,084
7176-Business Mgr Police Cts & Vehi	22	1.0	84,828	1.0	86,538	1.0	86,538
7177-Business Mgr For Training & IT	24	1.0	100,042	1.0	100,042	1.0	100,042
7238-Dpt Dir Fiscal Admin	24	1.0	111,118	1.0	111,118	1.0	111,118
7317-Fiscal Auditor	20	1.0	94,669	1.0	96,582	1.0	96,582
7503-Civil Division Finance Auditor	20	-	-	1.0	90,051	1.0	90,051
7527-Procurement Specialist - DOC	20	1.0	91,360	-	-	-	-
7486-Fiscal Civil Process Auditor	18	1.0	78,542	-	-	-	-
7495-Procurement Manager	18	-	-	1.0	74,913	1.0	74,913
8689-Policy and Sustainability Manager	14	-	-	1.0	48,829	1.0	48,829
8705-Manager of Financial Compliance	24	-	-	1.0	90,000	1.0	90,000
9174-Grant Specialist	20	-	-	1.0	65,641	1.0	65,641
		15.0	\$1,332,884	14.0	\$1,275,305	14.0	\$1,275,305
14915-Human Resources							
0048-Administrative Assistant III	16	4.0	281,613	4.0	284,626	4.0	284,626
0050-Administrative Assistant IV	18	1.0	82,303	1.0	81,132	1.0	81,132
1311-Drug Testing Technician	16	3.0	170,196	3.0	168,217	3.0	168,217
4726-Executive Assistant I -Sheriff	16	5.0	307,350	5.0	313,551	5.0	313,551
4727-Executive Assistant II-Sheriff	18	1.0	60,641	1.0	61,124	1.0	61,124
4735-Benefits Coordinator-Sheriff	16	1.0	69,867	1.0	70,778	1.0	70,778
5335-Program Coordinator I-Sheriff	18	-	-	1.0	68,709	1.0	68,709
5666-Director of Payroll	20	2.0	146,853	1.0	67,413	1.0	67,413
5853-Deputy Director II	20	1.0	76,507	1.0	78,050	1.0	78,050
7298-EE Credentials Bckgrnd Analyst	20	1.0	80,512	1.0	82,138	1.0	82,138
7515-FMLA Coordinator	20	1.0	94,251	1.0	96,156	1.0	96,156
7517-Human Resources Project Manager	20	1.0	94,444	1.0	96,353	1.0	96,353
7497-Recruitment & Outreach Coordinator	18	1.0	81,743	1.0	83,390	1.0	83,390
7487-HR Investigator	18	1.0	72,795	1.0	74,266	1.0	74,266
7538-Director of Employee Resiliency	23	1.0	95,358	1.0	93,762	1.0	93,762
7570-Director-Employee Discipline	24	1.0	108,120	1.0	108,120	1.0	108,120
7899-Director of Risk Management/Sheriff	22	1.0	99,158	1.0	101,152	1.0	101,152
7903-Leave Coordinator - Sheriff	18	1.0	67,774	1.0	69,140	1.0	69,140
7904-HR Data and Systems Analyst - Sheriff	18	1.0	60,126	1.0	61,336	1.0	61,336
7925-Director of Employment Actions	24	1.0	96,900	1.0	96,900	1.0	96,900
7935-Employee Discipline Mgr	19	-	-	1.0	81,048	1.0	81,048
7936-Talent Acquisition Coordinator/Sheriff	18	2.0	139,172	2.0	141,977	2.0	141,977
7998-Medical Liaison SHER	24	1.0	102,000	1.0	102,000	1.0	102,000
8604-Asst Dir of EE Discipline - Sher	24	-	-	1.0	117,941	1.0	117,941
8605-Asst Exec Dir of HR - Sher	24	-	-	1.0	121,567	1.0	121,567
8621-Dir of EE Svcs - Sher	24	1.0	95,041	1.0	102,000	1.0	102,000
8635-EE Discipline Hearing Ofcr	23	1.0	88,185	2.0	180,941	2.0	180,941
8636-EE Svcs & Lv Mgr - Sher	24	1.0	83,232	1.0	83,232	1.0	83,232

PERSONAL SERVICES - SUMMARY OF POSITIONS BY PROGRAM AND JOB CODE

Job Code/Title	Grade	2021 Approved & Adopted		2022 Department Request		2022 President's Recommendation	
		FTE Pos.	Salaries	FTE Pos.	Salaries	FTE Pos.	Salaries
8647-Executive Director of HR	24	-	-	1.0	139,740	1.0	139,740
8693-Proj Mgr for Strat Ops	16	1.0	70,436	-	-	-	-
8713-Dir Talent Aquis	24	1.0	105,683	1.0	105,683	1.0	105,683
8743-Info & Records Asst	16	1.0	57,776	1.0	58,943	1.0	58,943
8962-Director of EEO Matters and Staff Development	23	1.0	95,286	1.0	97,209	1.0	97,209
		39.0	\$2,983,323	43.0	\$3,488,596	43.0	\$3,488,596
15530-Legal							
4702-Special Legal Counsel	24	-	-	1.0	120,000	1.0	120,000
4726-Executive Assistant I -Sheriff	16	-	-	2.0	92,356	2.0	92,356
4727-Executive Assistant II-Sheriff	18	1.0	70,789	-	-	-	-
5848-Assistant General Counsel II	20	1.0	73,552	-	-	-	-
5936-Director of Compliance ROD	23	-	-	1.0	79,932	1.0	79,932
6008-Paralegal	20	1.0	75,531	1.0	77,057	1.0	77,057
6515-General Counsel	24	1.0	141,494	1.0	141,494	1.0	141,494
7076-Senior Disciplinary Officer	24	1.0	76,500	1.0	76,500	1.0	76,500
7089-FOIA Officer	18	1.0	71,701	1.0	74,415	1.0	74,415
7407-Litigation Project Manager	18	1.0	78,214	1.0	79,794	1.0	79,794
7167-Asst Gen Col Civi R Torts Litg	24	1.0	88,434	1.0	88,434	1.0	88,434
7168-Assistant General Counsel for Disciplinary & Admin Counsel	20	1.0	96,080	1.0	98,018	1.0	98,018
7169-Deputy Legal Counsel For Employment	23	1.0	123,973	1.0	123,973	1.0	123,973
7171-Asst Gen Col Merit Board & OPR	20	1.0	101,548	1.0	101,550	1.0	101,550
7783-Employment Action Compliance Officer	20	1.0	83,925	-	-	-	-
7935-Employee Discipline Mgr	19	1.0	79,445	-	-	-	-
8604-Asst Dir of EE Discipline - Sher	24	1.0	117,941	-	-	-	-
8608-Asst Gen Counsel for Labor Relations & Legislation	23	1.0	103,693	1.0	105,756	1.0	105,756
8609-Deputy Gen Counsel for Transactions & Public Information	24	1.0	98,561	1.0	107,000	1.0	107,000
8610-Asst Gen Counsel for Transactions - Sher	24	1.0	73,440	1.0	73,440	1.0	73,440
8638-EA FOIA Offcr - Sher	18	1.0	61,561	1.0	62,803	1.0	62,803
8669-Sp Counsel for Labor Affairs - Sher	24	1.0	129,444	1.0	129,444	1.0	129,444
8704-Employee Complaint Processor	24	1.0	123,973	1.0	123,973	1.0	123,973
8712-EE Dis Hearing Ofcr II	24	1.0	107,812	1.0	107,812	1.0	107,812
		21.0	\$1,977,610	20.0	\$1,863,752	20.0	\$1,863,752
17290-Payroll							
0048-Administrative Assistant III	16	13.0	895,305	11.0	777,600	11.0	777,600
0245-Payroll Division Supervisor	20	2.0	198,023	2.0	202,007	2.0	202,007
0291-Administrative Analyst I	17	-	-	1.0	75,891	1.0	75,891
5666-Director of Payroll	20	-	-	1.0	86,432	1.0	86,432
7068-Admin Support for Payroll	20	2.0	164,073	2.0	167,381	2.0	167,381
7099-Payroll Administrator	18	1.0	84,440	1.0	84,440	1.0	84,440
7248-Dir of Payroll	24	1.0	129,128	-	-	-	-
7286-DOC Tiime Attend Coordinator	18	1.0	78,269	1.0	79,850	1.0	79,850
7534-Time and Attendance Supervisor	20	1.0	84,820	1.0	86,529	1.0	86,529
		21.0	\$1,634,057	20.0	\$1,560,130	20.0	\$1,560,130
17865-Policy and Communications							
0048-Administrative Assistant III	16	1.0	70,433	1.0	71,788	1.0	71,788
0292-Administrative Analyst II	19	1.0	59,315	-	-	-	-
5210-Special Assistant	24	1.0	104,040	1.0	104,040	1.0	104,040
5351-Dep Dir of Pub Rel & Com Rel	24	1.0	91,800	1.0	91,800	1.0	91,800
5707-Senior Advisor	24	2.0	223,950	4.0	438,950	4.0	438,950
6108-Project Manager I-Sheriff	18	2.0	124,740	1.0	61,051	1.0	61,051
6109-Project Manager II-Sheriff	20	1.0	85,556	1.0	87,278	1.0	87,278

PERSONAL SERVICES - SUMMARY OF POSITIONS BY PROGRAM AND JOB CODE

Job Code/Title	Grade	2021 Approved & Adopted		2022 Department Request		2022 President's Recommendation	
		FTE Pos.	Salaries	FTE Pos.	Salaries	FTE Pos.	Salaries
6392-Special Assistant - Sheriff	20	1.0	65,217	1.0	66,532	1.0	66,532
6975-Special Assistant II	18	1.0	70,129	-	-	-	-
7086-Evictions Social Services Rep	18	1.0	60,885	-	-	-	-
7518-Human Trafficking Specialist	20	1.0	62,912	-	-	-	-
7528-Victims Support Services Specialist	20	1.0	75,723	-	-	-	-
7501-Evictions Manager Partnership Development	18	1.0	84,440	-	-	-	-
7574-Director - Sheriff Justice Institute	24	1.0	118,484	-	-	-	-
7879-Evictions Intake Specialist	18	1.0	62,005	-	-	-	-
7909-Domestic Violence Specialist-Sheriff	14	2.0	84,462	1.0	43,513	1.0	43,513
8634-Population Manager- Sheriff	16	1.0	55,875	1.0	55,875	1.0	55,875
8642-Chief Public Affairs Officer	24	1.0	132,600	1.0	132,600	1.0	132,600
8655-Deputy Press Secretary	20	1.0	94,068	1.0	94,068	1.0	94,068
8664-Evictions Admin Assistant	18	1.0	80,806	-	-	-	-
8666-Sp Asst for Pub Policy - Sher	22	2.0	189,933	1.0	89,880	1.0	89,880
8742-Dir of Sheriff's Justice Institute	24	-	-	1.0	102,000	1.0	102,000
8967-Evictions Services on the Scene SOS Specialist	16	1.0	53,234	-	-	-	-
8972-Assistant Press Secretary	14	1.0	47,130	1.0	52,826	1.0	52,826
9076-Communications Specialist - Sheriff	20	-	-	1.0	62,912	1.0	62,912
9189-Director of Behavioral Health Policy	24	-	-	1.0	110,000	1.0	110,000
9238-Public Policy Manager - Sheriff	20	-	-	1.0	62,912	1.0	62,912
		27.0	\$2,097,736	20.0	\$1,728,024	20.0	\$1,728,024
19310-Strategic Operations Unit							
0048-Administrative Assistant III	16	1.0	68,618	2.0	142,505	2.0	142,505
0109-Executive Director	24	-	-	1.0	120,000	1.0	120,000
0671-Investigator II Inten Supv	CS2	1.0	76,086	1.0	78,083	1.0	78,083
0708-Director - Sheriff	24	-	-	1.0	92,000	1.0	92,000
1328-County Police Officer	P1	9.0	856,533	9.0	864,312	9.0	864,312
1330-County Police Sergeant	P2	1.0	113,449	-	-	-	-
1333-Deputy Sheriff II	D2	1.0	75,564	-	-	-	-
1339-Deputy Sheriff D2B	D2B	1.0	78,545	1.0	78,545	1.0	78,545
1341-Deputy Sheriff Sergeant	D3	1.0	83,065	1.0	79,878	1.0	79,878
1355-Correctional Lieutenant	CO3	1.0	103,526	1.0	103,526	1.0	103,526
1360-Correctional Officer	CO1	11.0	717,827	11.0	736,632	11.0	736,632
1361-Correctional Sergeant	CO2	2.0	173,580	2.0	174,063	2.0	174,063
4112-Crim Research Anlyst II	16	4.0	234,906	2.0	113,039	2.0	113,039
6093-Executive Assistant/Sheriff	24	1.0	58,366	-	-	-	-
6108-Project Manager I-Sheriff	18	1.0	57,453	1.0	58,610	1.0	58,610
6112-GIS Analyst - Sheriff	16	1.0	70,433	1.0	70,433	1.0	70,433
7103-Prj Mgr for Special Ops Center	20	1.0	75,723	1.0	77,253	1.0	77,253
7109-Security Operations Coord	23	1.0	102,284	1.0	104,346	1.0	104,346
7221-CrimResearchAnlyst III/Sheriff	18	1.0	84,440	1.0	84,440	1.0	84,440
7292-Early Intervn Specialist	24	1.0	102,327	-	-	-	-
7460-Strategic Initiative & Compliance Officer	18	2.0	139,057	2.0	141,860	2.0	141,860
7566-Deputy Dir of Electronic Monitoring	24	2.0	224,714	-	-	-	-
7572-Deputy Chief Technology Officer	24	1.0	106,121	-	-	-	-
7576-Senior Advisor	24	1.0	135,072	1.0	135,072	1.0	135,072
7580-Inspector - Strategic Intelligence	24	1.0	112,764	1.0	112,764	1.0	112,764
7900-Investigator for Strategic Initiatives	18	1.0	53,449	1.0	52,310	1.0	52,310
7939-Strategic Initiatives Investigator	18	3.0	220,374	1.0	70,558	1.0	70,558
8670-Strat Init & Attend Compli Offcr	20	1.0	84,294	-	-	-	-
8699-Strat Initiatives Unit Field Sup I	23	1.0	99,662	-	-	-	-

PERSONAL SERVICES - SUMMARY OF POSITIONS BY PROGRAM AND JOB CODE

Job Code/Title	Grade	2021 Approved & Adopted		2022 Department Request		2022 President's Recommendation	
		FTE Pos.	Salaries	FTE Pos.	Salaries	FTE Pos.	Salaries
8700-Asst Early Intervent Sp II	24	1.0	124,947	1.0	124,947	1.0	124,947
8701-Field Sup for Community Policy & Relations	24	1.0	108,355	-	-	-	-
8742-Dir of Sheriff's Justice Institute	24	1.0	102,000	-	-	-	-
8959-Director of Strategic Intelligence Unit	24	1.0	102,526	1.0	102,526	1.0	102,526
8961-Director of Strategic Operations Center	22	1.0	83,931	1.0	85,620	1.0	85,620
8969-Project Manager - Strategic Intelligence Unit	18	1.0	68,210	-	-	-	-
8970-Strategic Operations Intelligence Officer	18	1.0	69,529	1.0	70,930	1.0	70,930
8975-Special Assistant - Sheriff	24	1.0	103,590	1.0	103,590	1.0	103,590
9067-Criminal Intelligence Analyst	18	-	-	8.0	418,479	8.0	418,479
		61.0	\$5,071,320	56.0	\$4,396,320	56.0	\$4,396,320
20340-Training Academy							
0047-Admin Assistant II	14	1.0	61,781	1.0	61,302	1.0	61,302
0050-Administrative Assistant IV	18	1.0	75,055	1.0	77,169	1.0	77,169
1328-County Police Officer	P1	9.0	857,557	7.0	660,837	7.0	660,837
1330-County Police Sergeant	P2	1.0	113,449	1.0	77,911	1.0	77,911
1333-Deputy Sheriff II	D2	3.0	232,654	3.0	232,652	3.0	232,652
1339-Deputy Sheriff D2B	D2B	1.0	84,918	1.0	84,918	1.0	84,918
1341-Deputy Sheriff Sergeant	D3	3.0	263,771	3.0	266,121	3.0	266,121
1355-Correctional Lieutenant	CO3	1.0	97,664	-	-	-	-
1361-Correctional Sergeant	CO2	2.0	176,008	2.0	178,744	2.0	178,744
4841-Clerk V-CNTY CLK/ROD/SHERIFF	12	1.0	54,752	1.0	54,752	1.0	54,752
5327-Multi-Media Manager-Sheriff	18	1.0	93,664	1.0	95,558	1.0	95,558
6109-Project Manager II-Sheriff	20	1.0	73,453	1.0	62,912	1.0	62,912
7251-Dir of Community Policy & Relations	24	1.0	109,140	-	-	-	-
7256-Dir of Training	24	1.0	120,317	1.0	120,317	1.0	120,317
7524-Online Learning Mgmt System (LMS) & Training Developer	20	1.0	71,973	1.0	73,426	1.0	73,426
7773-Correctional Officer, Training MVCC	CS2	17.0	1,321,853	16.0	1,251,649	16.0	1,251,649
8727-Online LMS & Trning Devlper	24	1.0	101,549	1.0	101,549	1.0	101,549
9207-Deputy Director of Recruit and Inservice Training	24	-	-	1.0	103,000	1.0	103,000
9208-Deputy Director of Field Training - Sheriff	24	-	-	1.0	113,000	1.0	113,000
		46.0	\$3,909,558	43.0	\$3,615,817	43.0	\$3,615,817
20505-Use of Force Review							
0698-Investigator II	IS2	1.0	78,470	1.0	77,216	1.0	77,216
1339-Deputy Sheriff D2B	D2B	2.0	159,372	2.0	157,090	2.0	157,090
1341-Deputy Sheriff Sergeant	D3	2.0	186,730	2.0	186,730	2.0	186,730
1360-Correctional Officer	CO1	10.0	706,583	10.0	705,869	10.0	705,869
7112-Use of Force Review Unit Dir	20	1.0	99,547	1.0	101,550	1.0	101,550
7113-Use of Force Review Unit Exec Dir	24	1.0	110,966	1.0	108,790	1.0	108,790
7308-Executive Assistant for UFRU	20	1.0	76,089	1.0	77,625	1.0	77,625
		18.0	\$1,417,756	18.0	\$1,414,869	18.0	\$1,414,869
20555-Vehicle Services							
0047-Admin Assistant II	14	3.0	182,694	3.0	184,812	3.0	184,812
1333-Deputy Sheriff II	D2	1.0	81,673	1.0	81,673	1.0	81,673
1360-Correctional Officer	CO1	2.0	138,028	2.0	144,115	2.0	144,115
2384-Vehicle Service Man	17	18.0	1,254,881	17.0	1,225,538	17.0	1,225,538
5204-Deputy Director	23	1.0	95,556	1.0	97,485	1.0	97,485
5705-Vehicle Service Technician II	19	2.0	179,001	2.0	179,872	2.0	179,872
7161-Admin Support For Vehicle Serv	18	1.0	63,265	1.0	62,598	1.0	62,598
7257-Exec Dir of Fleet Mgmt & Logistics	24	1.0	107,719	1.0	107,719	1.0	107,719
7309-Executive Assistant - Sheriff	18	-	-	1.0	74,744	1.0	74,744
7472-Investigator-Vehicle Accidents	16	1.0	70,206	1.0	71,623	1.0	71,623

PERSONAL SERVICES - SUMMARY OF POSITIONS BY PROGRAM AND JOB CODE

Job Code/Title	Grade	2021 Approved & Adopted		2022 Department Request		2022 President's Recommendation	
		FTE Pos.	Salaries	FTE Pos.	Salaries	FTE Pos.	Salaries
8708-Dpty Dir Vhcl Svcs Flt Mgt	24	1.0	112,203	1.0	112,203	1.0	112,203
9193-Electronics Equipment Specialist	16	-	-	1.0	46,178	1.0	46,178
		31.0	\$2,285,228	32.0	\$2,388,559	32.0	\$2,388,559
20960-Quality Improvement & Accountability							
0708-Director - Sheriff	24	-	-	1.0	110,000	1.0	110,000
7095-Lead Ops Policy Developer	20	1.0	101,076	-	-	-	-
7096-Operational Policy Developer	16	1.0	73,064	1.0	73,064	1.0	73,064
7415-Efficiency Specialist	16	1.0	54,399	1.0	55,495	1.0	55,495
7910-Quality Improvement Auditor-Sheriff	18	3.0	168,343	4.0	219,338	4.0	219,338
8600-Director of Operational Compliance for Administration	24	-	-	1.0	127,969	1.0	127,969
8625-Executive Director	24	1.0	105,743	-	-	-	-
8668-Sp Counsel for Admin - Sher	21	1.0	103,413	1.0	105,501	1.0	105,501
8689-Policy and Substainability Manager	14	1.0	48,829	-	-	-	-
		9.0	\$654,866	9.0	\$691,368	9.0	\$691,368
35410-Peer Support							
1341-Deputy Sheriff Sergeant	D3	1.0	91,011	1.0	93,365	1.0	93,365
4727-Executive Assistant II-Sheriff	18	2.0	115,678	1.0	59,320	1.0	59,320
7100-Peer Support Projects Coord	20	1.0	101,548	1.0	101,550	1.0	101,550
7245-Dir of Commun Outreach	20	1.0	104,395	1.0	102,348	1.0	102,348
7249-Dir of Peer Support	24	1.0	128,205	1.0	128,205	1.0	128,205
		6.0	\$540,837	5.0	\$484,788	5.0	\$484,788
35485-Research							
4002-Research Associate II	20	2.0	141,465	1.0	72,159	1.0	72,159
5190-Director of Research	24	1.0	90,780	1.0	97,780	1.0	97,780
7910-Quality Improvement Auditor-Sheriff	18	-	-	1.0	58,729	1.0	58,729
8641-Exec Dir of Research Devel & Account	24	1.0	119,646	-	-	-	-
8650-IT Efficiency Specialist	16	1.0	53,961	1.0	55,049	1.0	55,049
8660-Research Analyst - Sher	20	6.0	417,567	8.0	565,767	8.0	565,767
		11.0	\$823,419	12.0	\$849,484	12.0	\$849,484
35570-Supply Chain							
0046-Admin Assistant I	12	1.0	53,138	1.0	54,347	1.0	54,347
0047-Admin Assistant II	14	1.0	63,151	1.0	63,151	1.0	63,151
0671-Investigator II Inten Supv	CS2	1.0	85,546	1.0	85,546	1.0	85,546
1220-Inventory Control Technician	14	1.0	40,032	1.0	40,839	1.0	40,839
1360-Correctional Officer	CO1	6.0	437,818	6.0	439,119	6.0	439,119
4726-Executive Assistant I -Sheriff	16	1.0	50,467	1.0	51,487	1.0	51,487
6108-Project Manager I-Sheriff	18	-	-	1.0	52,310	1.0	52,310
6978-Supply Distribution Analyst	16	1.0	72,889	1.0	73,064	1.0	73,064
7114-Warehouse Inventory Ctrl Spec	18	1.0	54,071	1.0	54,438	1.0	54,438
7405-Lead Logistics Coordinator	20	1.0	86,529	-	-	-	-
7350-Inventory Distribution Clerk	14	1.0	41,626	2.0	81,833	2.0	81,833
7358-Logistics Coordinator	16	2.0	115,861	1.0	64,157	1.0	64,157
7523-Logistics Material Coordinator	20	1.0	78,830	1.0	80,422	1.0	80,422
7529-Records Control Coordinator	20	1.0	85,199	1.0	83,185	1.0	83,185
7573-Director - Supply Chain Management	24	1.0	123,685	1.0	123,685	1.0	123,685
7994-Green Initiative Project Manager	16	1.0	73,064	1.0	73,064	1.0	73,064
9206-Deputy Director of Supply Chain Management - Sheriff	20	-	-	1.0	62,912	1.0	62,912
		21.0	\$1,461,906	22.0	\$1,483,560	22.0	\$1,483,560
35825-Building and Construction Unit							
7305-Deputy Director of Education	24	1.0	84,863	-	-	-	-
8670-Strat Init & Attend Compli Offcr	20	-	-	1.0	85,993	1.0	85,993

PERSONAL SERVICES - SUMMARY OF POSITIONS BY PROGRAM AND JOB CODE

Job Code/Title	Grade	2021 Approved & Adopted		2022 Department Request		2022 President's Recommendation	
		FTE Pos.	Salaries	FTE Pos.	Salaries	FTE Pos.	Salaries
8714-Dpty Dir Mgmt & Const DOC Bldg	24	1.0	88,755	1.0	88,755	1.0	88,755
8722-Dpty Dir Bldg Mgmt & Const Non DOC	24	1.0	107,100	1.0	107,100	1.0	107,100
8974-Director of Building Management & Construction	24	1.0	111,000	1.0	111,000	1.0	111,000
		4.0	\$391,718	4.0	\$392,848	4.0	\$392,848
Total Salaries and Positions		330.0	\$26,582,220	318.0	\$25,633,420	318.0	\$25,633,420
Turnover Adjustment		-	(2,338,194)	-	(1,025,337)	-	(1,025,337)
Operating Fund Totals		330.0	\$24,244,026	318.0	\$24,608,083	318.0	\$24,608,083

PERSONAL SERVICES - SUMMARY OF POSITIONS BY GRADE

Salary Grade	2021 Approved & Adopted		2022 Department Request		2022 President's Recommendation	
	FTE Pos.	Salaries	FTE Pos.	Salaries	FTE Pos.	Salaries
12	2.0	107,890	2.0	109,099	2.0	109,099
14	12.0	617,134	11.0	577,104	11.0	577,104
16	46.0	2,969,952	43.0	2,782,892	43.0	2,782,892
17	18.0	1,254,881	18.0	1,301,429	18.0	1,301,429
18	43.0	2,985,774	43.0	2,809,731	43.0	2,809,731
19	6.0	473,808	5.0	420,119	5.0	420,119
20	44.0	3,601,657	42.0	3,412,160	42.0	3,412,160
21	1.0	103,413	1.0	105,501	1.0	105,501
22	5.0	457,850	4.0	363,191	4.0	363,191
23	8.0	803,998	9.0	883,405	9.0	883,405
24	54.0	5,814,582	55.0	6,030,193	55.0	6,030,193
CO1	29.0	2,000,256	29.0	2,025,735	29.0	2,025,735
CO2	4.0	349,588	4.0	352,807	4.0	352,807
CO3	2.0	201,190	1.0	103,526	1.0	103,526
CS2	19.0	1,483,485	18.0	1,415,279	18.0	1,415,279
D2	5.0	389,892	4.0	314,325	4.0	314,325
D2B	4.0	322,835	4.0	320,553	4.0	320,553
D3	7.0	624,577	7.0	626,095	7.0	626,095
IS2	1.0	78,470	1.0	77,216	1.0	77,216
P1	18.0	1,714,090	16.0	1,525,149	16.0	1,525,149
P2	2.0	226,899	1.0	77,911	1.0	77,911
Total Salaries and Positions	330.0	\$26,582,220	318.0	\$25,633,420	318.0	\$25,633,420
Turnover Adjustment	-	\$(2,338,194)	-	\$(1,025,337)	-	\$(1,025,337)
Operating Funds Total	330.0	\$24,244,026	318.0	\$24,608,083	318.0	\$24,608,083

MISSION

The Office of Professional Review (OPR) conducts investigations of criminal and administrative allegations of employee misconduct, fraud, abuse, and violations of integrity laws that govern the Sheriff's Office.

MANDATES

Illinois Constitution (Ill. Const. 1970, art. VII, § 4), 50 ILCS 725

OPERATIONAL HIGHLIGHTS: 2021 INITIATIVES AND OUTCOMES

In 2021, OPR continued conducting thoughtful, independent, and thorough investigations, initiating more than 1,800 cases. The unit also continued meeting its goal of reducing the number of pending cases and the time it takes to complete investigations by completing more than 1,400 investigations. OPR also continued to interact with other departments within the Sheriff's Office to enhance and improve overall policies and procedures and continued to improve communications with employees accused of misconduct, ensuring improved future behavior. Despite the COVID-19 pandemic, OPR continued to initiate and complete numerous investigations in an efficient and professional manner.

OPERATIONAL OPPORTUNITIES: 2022 INITIATIVES AND GOALS

In 2022, OPR will work to continue to decrease the total caseload. OPR will also keep working to reduce the length of time it takes to complete investigations. OPR will continue to efficiently investigate Detainee Grievances, which are increasing in number. Fewer pending cases allows for remaining pending investigations to be completed more expeditiously. Finally, OPR will also continue to utilize automation to improve efficiency and expedite processes. OPR is a critical part of ensuring that the Sheriff's Office operates with integrity and respect for the people of Cook County.

Performance Metric Name	2019 Actual	2020 Actual	2021 Target	2021 Projection	2022 Target
Total Cases Initiated	1,923	1,465	1,500	1,800	1,800
Total Investigations Completed	1,662	1,398	1,500	1,400	1,600
Total Cases Pending	365	397	350	350	250

BUDGET HIGHLIGHTS

- The Office of Professional Review anticipates an increase in the case completion rate in FY22.

Fund Category	Appropriations (\$ thousands)			
	2019 Adopted	2020 Adopted	2021 Adopted	2022 Recommended
Public Safety Fund	3,676	3,224	3,186	3,517
Total Funds	3,676	3,224	3,186	3,517
Expenditures by Type				
Personnel	3,652	3,202	3,178	3,505
Non Personnel	25	22	9	13
Total Funds	3,676	3,224	3,186	3,517
FTE Positions	34.0	33.0	31.0	34.0

Program Description	2021		2022	
	FTE Pos.	Adopted	FTE Pos.	Appropriation
16835-Professional Review Reviews all allegations pertaining to employee misconduct and conducts investigations to determine if there is employee misconduct.	31.0	3,186,071	34.0	3,517,133
Total	31.0	3,186,071	34.0	3,517,133

DISTRIBUTION BY APPROPRIATION CLASSIFICATION

Account	2021 Approved & Adopted	Department Request	President's Recommendation	Difference
Personal Services				
501005-Salaries and Wages of Employees With Benefits	2,540,012	2,878,985	2,878,985	338,973
501210-Planned Overtime Compensation	50,000	50,000	50,000	0
501510-Mandatory Medicare Cost	38,769	42,597	42,597	3,829
501585-Insurance Benefits	516,744	500,963	500,963	(15,781)
501765-Professional Develop/Fees	32,000	32,000	32,000	0
Personal Services Total	3,177,525	3,504,545	3,504,545	327,021
Contractual Service				
520149-Communication Services	7,282	6,324	6,324	(958)
Contractual Service Total	7,282	6,324	6,324	(958)
Supplies & Materials				
530170-Institutional Supplies	-	5,000	5,000	5,000
Supplies & Materials Total	-	5,000	5,000	5,000
Rental & Leasing				
550029-Countywide Office and Data Processing Equip Rental	1,264	1,264	1,264	0
Rental & Leasing Total	1,264	1,264	1,264	0
Operating Funds Total	3,186,071	3,517,133	3,517,133	331,062

PERSONAL SERVICES - SUMMARY OF POSITIONS BY PROGRAM AND JOB CODE

Job Code/Title	Grade	2021 Approved & Adopted		2022 Department Request		2022 President's Recommendation	
		FTE Pos.	Salaries	FTE Pos.	Salaries	FTE Pos.	Salaries
16835-Professional Review							
0048-Administrative Assistant III	16	3.0	206,433	3.0	209,381	3.0	209,381
0698-Investigator II	IS2	15.0	1,175,402	18.0	1,434,176	18.0	1,434,176
1339-Deputy Sheriff D2B	D2B	1.0	81,673	1.0	81,673	1.0	81,673
1360-Correctional Officer	CO1	1.0	73,590	1.0	73,590	1.0	73,590
5295-Senior Investigator/Sheriff	21	4.0	424,310	4.0	430,064	4.0	430,064
6095-Director - Sheriff	24	1.0	114,810	1.0	114,810	1.0	114,810
6837-Clerk IV-CLK/ROD/SHERIF SEIU73	12	1.0	54,752	1.0	54,752	1.0	54,752
7139-Administrative Support for OPR	18	1.0	79,736	1.0	81,347	1.0	81,347
7314-Exec Dir of OPR	24	1.0	135,044	1.0	130,000	1.0	130,000
7584-OPR-Dir of Corrections, Invest&Discrim Harrassment Invest	24	1.0	107,100	1.0	107,100	1.0	107,100
7587-OPR - Director of Criminal Investigations	24	1.0	113,747	1.0	113,747	1.0	113,747
8718-OPR Dir of Exec Use of Force Invests	24	1.0	107,100	1.0	107,100	1.0	107,100
		31.0	\$2,673,697	34.0	\$2,937,740	34.0	\$2,937,740
Total Salaries and Positions		31.0	\$2,673,697	34.0	\$2,937,740	34.0	\$2,937,740
Turnover Adjustment		-	(133,685)	-	(58,755)	-	(58,755)
Operating Fund Totals		31.0	\$2,540,012	34.0	\$2,878,985	34.0	\$2,878,985

PERSONAL SERVICES - SUMMARY OF POSITIONS BY GRADE

Salary Grade	2021 Approved & Adopted		2022 Department Request		2022 President's Recommendation	
	FTE Pos.	Salaries	FTE Pos.	Salaries	FTE Pos.	Salaries
12	1.0	54,752	1.0	54,752	1.0	54,752
16	3.0	206,433	3.0	209,381	3.0	209,381
18	1.0	79,736	1.0	81,347	1.0	81,347
21	4.0	424,310	4.0	430,064	4.0	430,064
24	5.0	577,801	5.0	572,757	5.0	572,757
CO1	1.0	73,590	1.0	73,590	1.0	73,590
D2B	1.0	81,673	1.0	81,673	1.0	81,673
IS2	15.0	1,175,402	18.0	1,434,176	18.0	1,434,176
Total Salaries and Positions	31.0	\$2,673,697	34.0	\$2,937,740	34.0	\$2,937,740
Turnover Adjustment	-	\$(133,685)	-	\$(58,755)	-	\$(58,755)
Operating Funds Total	31.0	\$2,540,012	34.0	\$2,878,985	34.0	\$2,878,985

MISSION

The Bureau of Information and Technology (BOIT) provides the Sheriff’s Office with reliable, accurate and secure data and processing systems to assist the Office with making actionable decisions, increasing efficiencies, and supporting public safety and community engagement efforts.

MANDATES

Illinois Constitution (Ill. Const. 1970, art. VII, § 4)

**OPERATIONAL HIGHLIGHTS:
2021 INITIATIVES AND OUTCOMES**

BOIT started 2021 in a position to meet or exceed established goals and to build upon knowledge gained during the pandemic support effort in 2020. The team continued significant upgrades to the CCOMS jail management system, developed and deployed more applications to streamline operations, implemented new information security management and monitoring capabilities, and increased video monitoring case review throughout. The team successfully re-configured detainee virtual family visitation and added more features to the online scheduling portal, allowing for easier access to video visits.

BOIT built upon the successes achieved during the pandemic response by continuing to support seamless remote operations while facilitating a return of our remote workforce to on-site. BOIT continued to examine the effectiveness of the pandemic response efforts to determine how to improve similar future efforts and how to incorporate lessons learned into ongoing operations. Key to the success of the pandemic response were telepresence, secure computing environments and rapid technology resource deployment and support.

**OPERATIONAL OPPORTUNITIES:
2022 INITIATIVES AND GOALS**

In 2022, BOIT will maintain and refine the processes put in place during the COVID-19 pandemic, ensuring data integrity and security while allowing for continued efficiencies and savings. Security, data governance and identity management will be key to implementing a safe and secure work environment. Identification and automation of repetitive or duplicative processes will be crucial to recognizing cost savings. Expanding virtualization to include desktops will enable greater security and enhance support capabilities. Implementing standardized vendor compliance and delivery management will enable further savings and improve risk management. BOIT will also be working with other County partners to implement the E-Citation solution.

Performance Metric Name	2019 Actual	2020 Actual	2021 Target	2021 Projection	2022 Target
Help desk tickets created	12,362	13,048	13,000	13,260	13,500
Help desk tickets closed	12,338	12,995	13,000	13,105	13,500
Incident initial review and preservation	19,585	16,921	17,500	22,000	25,000
Total number of requests (BI)	2,370	2,544	2,400	2,550	2,500
Average time to send requests (hours)	15	14	14	14	14

BUDGET HIGHLIGHTS

- Sheriff's IT operating account will increase to enhance security and compliance related services.
- Sheriff's IT will continue maintaining and refining processes implemented during COVID-19 which improved efficiency.

Fund Category	Appropriations (\$ thousands)			
	2019 Adopted	2020 Adopted	2021 Adopted	2022 Recommended
Public Safety Fund	16,645	20,667	18,521	23,562
Total Funds	16,645	20,667	18,521	23,562
Expenditures by Type				
Personnel	8,943	9,877	9,035	11,058
Non Personnel	7,702	10,790	9,486	12,504
Total Funds	16,645	20,667	18,521	23,562
FTE Positions	97.0	101.0	91.0	116.0

	Program Description	2021		2022	
		FTE Pos.	Adopted	FTE Pos.	Appropriation
10155-Administration	Supervises departmental operations and manages administrative functions.	0.0	0	0.0	4,011
11135-Business Intelligence	Manages and produces system-wide data analytics and reports from clinical and administrative databases for the purpose of supporting leadership decision-making.	39.0	3,869,684	51.0	4,876,756
15025-Information Security	Tracks and manages all information security requirements.	6.0	629,972	6.0	679,173
15050-Information Technology	Provides information technology services to assist and support departmental operations.	26.0	9,951,013	35.0	13,708,319
20192-COVID-19	Expenses associated with mitigating the effects and spread of COVID-19, not otherwise required as part of the County's normal operations.	0.0	24,441	0.0	88,278
20585-Video Monitoring	Provides maintenance, inspection and preservation of data obtained via stationary, hand-held and body worn video and audio recording equipment. Provides evidence in support of legal proceedings.	20.0	1,769,114	24.0	1,929,394
21120-New/Replacement Capital Equipment	Funds appropriated for the procurement of capital equipment and services.	0.0	2,276,327	0.0	2,276,327
Total		91.0	18,520,551	116.0	23,562,258

DISTRIBUTION BY APPROPRIATION CLASSIFICATION

Account	2021 Approved & Adopted	Department Request	President's Recommendation	Difference
Personal Services				
501005-Salaries and Wages of Employees With Benefits	7,229,993	9,220,386	9,220,386	1,990,393
501165-Planned Salary Adjustment	10,600	16,211	16,211	5,611
501210-Planned Overtime Compensation	10,000	10,000	10,000	0
501510-Mandatory Medicare Cost	111,526	137,831	137,831	26,304
501585-Insurance Benefits	1,672,563	1,673,383	1,673,383	820
Personal Services Total	9,034,683	11,057,811	11,057,811	2,023,128
Contractual Service				
520149-Communication Services	446,949	595,063	595,063	148,114
Contractual Service Total	446,949	595,063	595,063	148,114
Supplies & Materials				
530170-Institutional Supplies	10,000	15,000	15,000	5,000
530635-Books, Periodicals and Publish	7,779	130	130	(7,649)
531645-Computer and Data Processing Supplies	100,000	100,000	100,000	0
Supplies & Materials Total	117,779	115,130	115,130	(2,649)
Operations & Maintenance				
540129-Maintenance and Subscription Services	6,626,862	9,489,257	9,489,257	2,862,395
Operations & Maintenance Total	6,626,862	9,489,257	9,489,257	2,862,395
Rental & Leasing				
550029-Countywide Office and Data Processing Equip Rental	17,951	28,670	28,670	10,719
Rental & Leasing Total	17,951	28,670	28,670	10,719
Capital Equipment and Improvements				
560150-Institutional Supplies	2,276,327	2,276,327	2,276,327	0
Capital Equipment and Improvements Total	2,276,327	2,276,327	2,276,327	0
Operating Funds Total	18,520,551	23,562,258	23,562,258	5,041,707

PERSONAL SERVICES - SUMMARY OF POSITIONS BY PROGRAM AND JOB CODE

Job Code/Title	Grade	2021 Approved & Adopted		2022 Department Request		2022 President's Recommendation	
		FTE Pos.	Salaries	FTE Pos.	Salaries	FTE Pos.	Salaries
11135-Business Intelligence							
0048-Administrative Assistant III	16	1.0	71,636	-	-	-	-
1360-Correctional Officer	CO1	9.0	667,299	9.0	670,407	9.0	670,407
4726-Executive Assistant I -Sheriff	16	1.0	49,637	1.0	50,639	1.0	50,639
5262-Senior Database Administrator	24	1.0	98,838	1.0	98,838	1.0	98,838
6057-Field Technician I	19	2.0	133,029	2.0	135,712	2.0	135,712
6058-Field Technician II	21	2.0	142,732	2.0	145,611	2.0	145,611
6090-Sr Sys & Network Administrator	24	2.0	180,345	2.0	191,434	2.0	191,434
6379-Data Analyst	20	1.0	80,772	1.0	82,403	1.0	82,403
6608-Applications Development Mgr	23	1.0	99,693	1.0	101,699	1.0	101,699
7178-CCOMS Data Analyst DSHBD DVLP	18	2.0	160,739	2.0	163,825	2.0	163,825
7218-Time&Attendance Administrator	20	1.0	91,043	1.0	92,877	1.0	92,877
7415-Efficiency Specialist	16	1.0	51,886	2.0	108,935	2.0	108,935
7455-Senior Data Analyst/Developer	20	1.0	101,548	1.0	101,550	1.0	101,550
7531-Senior Data Analyst	20	1.0	101,548	1.0	101,550	1.0	101,550
7495-Procurement Manager	18	1.0	84,440	-	-	-	-
7544-Front End Web App Devl - Internal Applications	24	4.0	386,246	4.0	391,987	4.0	391,987
7549-Share Point Developer	23	1.0	114,586	1.0	116,896	1.0	116,896
7572-Deputy Chief Technology Officer	24	-	-	1.0	106,121	1.0	106,121
7607-Electronic Discovery Data Analyst	20	1.0	86,295	1.0	88,030	1.0	88,030
7782-Information Security Investigator	23	1.0	96,662	1.0	98,610	1.0	98,610
7883-Senior Back End SQL Developer-Sheriff	24	1.0	93,761	1.0	93,761	1.0	93,761
7881-Deputy Director-End User Computing-Sheriff	24	1.0	96,900	1.0	96,900	1.0	96,900
7924-Info Security Investigator - Sheriff	19	-	-	10.0	583,773	10.0	583,773
8646-HR Info Mgr - Sher	24	1.0	101,548	1.0	101,550	1.0	101,550
8682-App Lifecycle Mgr	18	1.0	81,137	1.0	82,772	1.0	82,772
8725-Deputy Director of Business Intelligence & Applications	24	-	-	1.0	109,140	1.0	109,140
8971-Lead Application Developer	23	1.0	102,614	2.0	205,989	2.0	205,989
		39.0	\$3,274,933	51.0	\$4,121,008	51.0	\$4,121,008
15025-Information Security							
1360-Correctional Officer	CO1	2.0	155,164	2.0	156,345	2.0	156,345
5920-Chief Information Security Off	24	1.0	122,862	1.0	122,862	1.0	122,862
6091-CABS ID System Analyst/Sheriff	18	1.0	78,759	1.0	78,759	1.0	78,759
7782-Information Security Investigator	23	1.0	98,316	1.0	100,295	1.0	100,295
7924-Info Security Investigator - Sheriff	19	1.0	89,422	1.0	91,226	1.0	91,226
		6.0	\$544,523	6.0	\$549,488	6.0	\$549,488
15050-Information Technology							
0047-Admin Assistant II	14	1.0	46,908	-	-	-	-
0048-Administrative Assistant III	16	1.0	68,347	1.0	68,347	1.0	68,347
0708-Director - Sheriff	24	1.0	99,120	1.0	99,120	1.0	99,120
1111-Systems Analyst II	18	1.0	83,641	1.0	83,641	1.0	83,641
1133-Chief Information Officer	24	1.0	137,700	1.0	147,700	1.0	147,700
4726-Executive Assistant I -Sheriff	16	1.0	54,967	1.0	56,076	1.0	56,076
5205-Deputy Director	24	1.0	110,160	1.0	115,161	1.0	115,161
5208-Deputy Chief Informat Officer	24	1.0	122,400	1.0	122,400	1.0	122,400
5592-Chief Technology Officer	24	1.0	132,131	1.0	132,131	1.0	132,131
5802-Administrative Support VI	18	-	-	1.0	60,348	1.0	60,348
5853-Deputy Director II	20	-	-	1.0	87,282	1.0	87,282
6057-Field Technician I	19	1.0	82,890	1.0	84,562	1.0	84,562
6058-Field Technician II	21	1.0	99,439	1.0	101,834	1.0	101,834
6085-Data Integration Analyst	24	1.0	96,900	-	-	-	-

PERSONAL SERVICES - SUMMARY OF POSITIONS BY PROGRAM AND JOB CODE

Job Code/Title	Grade	2021 Approved & Adopted		2022 Department Request		2022 President's Recommendation	
		FTE Pos.	Salaries	FTE Pos.	Salaries	FTE Pos.	Salaries
7173-Back-End SQL Developer	19	1.0	93,465	2.0	175,288	2.0	175,288
7239-Dp Dir Ofc Rsrch Bus Intel	20	-	-	1.0	86,855	1.0	86,855
7247-Dir Ofc Rsrch Bus Intel	23	-	-	1.0	117,478	1.0	117,478
7489-Junior IT Systems and Network Engineer	18	1.0	80,370	1.0	81,992	1.0	81,992
7533-Sr IT Systems & Network Engineer I	20	2.0	179,763	2.0	181,345	2.0	181,345
7544-Front End Web App Devl - Internal Applications	24	1.0	93,264	1.0	95,149	1.0	95,149
7552-LAN/Mobile Communications Support	24	1.0	102,327	1.0	102,327	1.0	102,327
7906-Deputy Director-Infrastructure Operations-Sheriff	24	1.0	96,900	-	-	-	-
7908-CABS ID System Analyst-Sheriff	18	2.0	124,625	3.0	190,347	3.0	190,347
7911-Exchange Administrator	24	1.0	105,000	3.0	315,000	3.0	315,000
7924-Info Security Investigator - Sheriff	19	-	-	3.0	171,669	3.0	171,669
8688-SQL Developer	23	1.0	96,662	1.0	98,610	1.0	98,610
8706-Enterprise Architect	24	1.0	114,464	1.0	114,464	1.0	114,464
8716-Sr IT Systems & Net Eng III	24	1.0	103,590	1.0	103,590	1.0	103,590
8965-IT Systems and Network Engineer	20	1.0	78,477	1.0	80,063	1.0	80,063
9164-Deputy Director of Network Communications	20	-	-	1.0	81,190	1.0	81,190
		26.0	\$2,403,511	35.0	\$3,153,968	35.0	\$3,153,968
20585-Video Monitoring							
0708-Director - Sheriff	24	-	-	1.0	108,202	1.0	108,202
1333-Deputy Sheriff II	D2	1.0	78,545	1.0	78,545	1.0	78,545
1360-Correctional Officer	CO1	18.0	1,281,850	17.0	1,229,883	17.0	1,229,883
8615-Director of Case Review	24	1.0	108,120	-	-	-	-
9162-Deputy Director of Case Review	20	-	-	1.0	79,748	1.0	79,748
9104-Case Review Coordinator	16	-	-	4.0	184,712	4.0	184,712
		20.0	\$1,468,515	24.0	\$1,681,090	24.0	\$1,681,090
Total Salaries and Positions		91.0	\$7,691,482	116.0	\$9,505,553	116.0	\$9,505,553
Turnover Adjustment		-	(461,489)	-	(285,167)	-	(285,167)
Operating Fund Totals		91.0	\$7,229,993	116.0	\$9,220,386	116.0	\$9,220,386

PERSONAL SERVICES - SUMMARY OF POSITIONS BY GRADE

Salary Grade	2021 Approved & Adopted		2022 Department Request		2022 President's Recommendation	
	FTE Pos.	Salaries	FTE Pos.	Salaries	FTE Pos.	Salaries
14	1.0	46,908	-	-	-	-
16	5.0	296,473	9.0	468,709	9.0	468,709
18	9.0	693,711	10.0	741,684	10.0	741,684
19	5.0	398,806	19.0	1,242,230	19.0	1,242,230
20	8.0	719,445	12.0	1,062,892	12.0	1,062,892
21	3.0	242,171	3.0	247,445	3.0	247,445
23	6.0	608,535	8.0	839,577	8.0	839,577
24	24.0	2,502,576	26.0	2,767,837	26.0	2,767,837
CO1	29.0	2,104,313	28.0	2,056,635	28.0	2,056,635
D2	1.0	78,545	1.0	78,545	1.0	78,545
Total Salaries and Positions	91.0	\$7,691,482	116.0	\$9,505,553	116.0	\$9,505,553
Turnover Adjustment	-	\$(461,489)	-	\$(285,167)	-	\$(285,167)
Operating Funds Total	91.0	\$7,229,993	116.0	\$9,220,386	116.0	\$9,220,386

MISSION

Court Services provides a safe environment for employees, litigants, and visitors to courthouses, as well as timely and effective service of process and execution of court orders, including evictions.

MANDATES

55 ILCS 5/3-6023, 55 ILCS 5/3-6017, 55 ILCS 5/3-6019, 735 ILCS 5/2-202, 735 ILCS 5/9-101, 735 ILCS 5/9-107.5, 55 ILCS 5/4-12001, 55 ILCS 5/4-12001.1, 55ILCS5/3-6008, 55 ILCS 5/3-6011, 55 ILCS 5/3-6012.1

**OPERATIONAL HIGHLIGHTS:
2021 INITIATIVES AND OUTCOMES**

As courthouses continued to resume operations, many Court Services staff members returned to their usual posts and continued to adapt and provide the highest level of service to all who enter Cook County courthouses, from ensuring individuals are socially distanced and following CDC guidelines to helping with video setups. Courtroom deputy sheriffs were cross trained to assist with service of civil process, allowing for a more versatile workforce.

Additionally, Court Services staff prepared for the “eviction cliff” by working with the Sheriff’s Community Resource Center to connect vulnerable families to social services, an activity that the Office has done for 12 years.

**OPERATIONAL OPPORTUNITIES:
2022 INITIATIVES AND GOALS**

In 2022, Court Services will continue expanding the use of technology to assist in the implementation of more self-service processes. In the Civil Division, deploying tools such as GIS, routing systems, communication devices, and bar code scanners will create operational efficiencies and result in streamlined planning and execution of service of process and enforcement of court orders. Court Services will also continue collaborating with BOIT to enhance the customer’s experience by creating a portal where filers are able to manage their filed documents, receive updates, opt into email and text messaging service notifications, and retrieve service information. Court Services will implement enhancements to the current system to process larger workloads in a shorter amount of time, allow for a decentralized clerical workspace through innovative technology solutions, and increase revenue by streamlining processes.

The Office will also keep working closely with State, County, and City of Chicago stakeholders to ensure that implementation of rental assistance funding aligns with the Office’s process to protect vulnerable tenants and housing providers and help mitigate the potentially enormous increase in evictions that has been forecasted.

Performance Metric Name	2019 Actual	2020 Actual	2021 Target	2021 Projection	2022 Target
Pieces of property transported to ERPS	1,026	275	1,700	162	1,700
Court Cases	2,892,977	1,607,317	2,500,000	1,524,252	2,500,000
Percentage of served process returned to Clerk’s Office monthly	46%	33%	50%	40%	50%

BUDGET HIGHLIGHTS

- Court Services will work with Sheriff's IT to continue to enhance the Civil Process Division's customer service experience.
- Court Services intends to expand the use of technology to implement more self-service processes.
- Court Services FTE count will increase to restore sworn positions deleted in FY21.

Fund Category	Appropriations (\$ thousands)			
	2019 Adopted	2020 Adopted	2021 Adopted	2022 Recommended
Public Safety Fund	98,589	102,006	79,041	85,460
Total Funds	98,589	102,006	79,041	85,460
Expenditures by Type				
Personnel	96,895	100,463	77,469	83,824
Non Personnel	1,694	1,543	1,571	1,636
Total Funds	98,589	102,006	79,041	85,460
FTE Positions	1,024.0	1,063.0	799.0	898.0

Program Description	2021		2022		
	FTE Pos.	Adopted	FTE Pos.	Appropriation	
10155-Administration	Supervises departmental operations and manages administrative functions.	0.0	0	0.0	9,803
11670-Civil Division	Provides execution of court orders, service of process, real estate auctions, and retrieval of property for financial judgments.	154.0	13,853,118	144.0	13,182,521
12455-Court Security- Criminal Courts Building	Provides security and related services at the Criminal Courts Building.	131.0	12,680,305	241.0	20,154,924
12780-Court Security- Skokie	Provides security and related services at Skokie Courthouse.	37.0	3,556,323	34.0	3,393,260
12785-Court Security- Rolling Meadows	Provides security and related services at Rolling Meadows Courthouse.	45.0	4,296,555	40.0	4,053,383
12790-Court Security- Maywood	Provides security and related services at Maywood Courthouse.	53.0	5,032,779	50.0	4,963,647
12795-Court Security- Bridgeview	Provides security and related services at Bridgeview Courthouse.	50.0	4,792,504	38.0	3,889,000
12800-Court Security- Markham	Provides security and related services at Markham Courthouse.	81.0	7,798,890	73.0	7,274,999
13070-Court Security- Domestic Violence	Provides security and related services at Domestic Violence Court.	28.0	2,638,819	27.0	2,609,187
15375-Court Security- Juvenile	Provides security and related services at Juvenile Court.	48.0	4,550,549	45.0	4,434,721
17850-Court Security- Grand and Central	Provides security and related services at Grand and Central branch court	14.0	1,325,285	13.0	1,267,827
18975-Court Security- Daley Center	Provides security and related services at the Daley Center.	131.0	12,308,193	167.0	13,871,196
14984-Court Security - Harrison and Kedzie	Provides security and related services at Harrison and Kedzie branch court.	9.0	857,396	9.0	882,004
14987-Court Security - 111th	Provides security and related services at 111th Street branch court.	9.0	855,724	9.0	906,323
16876-Court Services Operational Support Command	Provides leadership, supervisory, and administrative functions for the overall management for Court Services Department.	9.0	4,494,240	8.0	4,566,842
Total		799.0	79,040,679	898.0	85,459,638

DISTRIBUTION BY APPROPRIATION CLASSIFICATION

Account	2021 Approved & Adopted	Department Request	President's Recommendation	Difference
Personal Services				
501005-Salaries and Wages of Employees With Benefits	56,258,670	63,590,179	63,590,179	7,331,508
501165-Planned Salary Adjustment	100,000	109,803	109,803	9,803
501210-Planned Overtime Compensation	1,000,000	1,000,000	1,000,000	0
501510-Mandatory Medicare Cost	896,429	991,460	991,460	95,030
501540-Worker's Compensation	3,336,016	3,688,786	3,688,786	352,770
501585-Insurance Benefits	15,077,863	13,643,885	13,643,885	(1,433,978)
501765-Professional Develop/Fees	800,350	800,000	800,000	(350)
Personal Services Total	77,469,329	83,824,112	83,824,112	6,354,784
Contractual Service				
520149-Communication Services	72,836	67,764	67,764	(5,072)
520259-Postage	105,200	150,000	150,000	44,800
520325-Lodging For Non Employees	100,000	125,000	125,000	25,000
520485-Graphics and Reproduction Services	4,795	5,437	5,437	642
Contractual Service Total	282,831	348,201	348,201	65,370
Supplies & Materials				
530100-Wearing Apparel	103,000	100,000	100,000	(3,000)
530170-Institutional Supplies	36,175	65,000	65,000	28,825
530635-Books, Periodicals and Publish	-	1,500	1,500	1,500
530700-Multimedia Supplies	17,644	20,000	20,000	2,356
Supplies & Materials Total	156,819	186,500	186,500	29,681
Operations & Maintenance				
540129-Maintenance and Subscription Services	175,000	175,000	175,000	0
540345-Property Maintenance and Operations	741,758	755,327	755,327	13,569
Operations & Maintenance Total	916,758	930,327	930,327	13,569
Rental & Leasing				
550029-Countywide Office and Data Processing Equip Rental	214,942	170,498	170,498	(44,444)
Rental & Leasing Total	214,942	170,498	170,498	(44,444)
Operating Funds Total	79,040,679	85,459,638	85,459,638	6,418,960

PERSONAL SERVICES - SUMMARY OF POSITIONS BY PROGRAM AND JOB CODE

Job Code/Title	Grade	2021 Approved & Adopted		2022 Department Request		2022 President's Recommendation	
		FTE Pos.	Salaries	FTE Pos.	Salaries	FTE Pos.	Salaries
11670-Civil Division							
0046-Admin Assistant I	12	1.0	54,752	1.0	54,752	1.0	54,752
0047-Admin Assistant II	14	13.0	775,497	12.0	676,246	12.0	676,246
0048-Administrative Assistant III	16	-	-	2.0	113,063	2.0	113,063
0228-Cashier III	12	4.0	205,046	4.0	215,836	4.0	215,836
1333-Deputy Sheriff II	D2	4.0	316,879	3.0	238,499	3.0	238,499
1339-Deputy Sheriff D2B	D2B	79.0	6,133,880	79.0	6,257,150	79.0	6,257,150
1341-Deputy Sheriff Sergeant	D3	15.0	1,342,777	15.0	1,338,550	15.0	1,338,550
4840-Clerk IV- County Clerk/Sheriff	12	1.0	52,252	1.0	52,950	1.0	52,950
4841-Clerk V-CNTY CLK/ROD/SHERIFF	12	4.0	216,058	4.0	215,770	4.0	215,770
4864-Data Entry Operator III/G12	12	13.0	704,791	9.0	487,398	9.0	487,398
6836-DataEntry Operator II (SEIU73)	12	4.0	215,912	4.0	217,393	4.0	217,393
6837-Clerk IV-CLK/ROD/SHERIF SEIU73	12	10.0	524,425	7.0	368,634	7.0	368,634
7502-Civil Division Clerical and Cashiering Finance Manager	20	1.0	95,968	-	-	-	-
7560-Superintendent - Civil Process	24	1.0	85,680	2.0	185,229	2.0	185,229
7938-Administrative Assistant-Leads Operator	14	1.0	46,908	-	-	-	-
8643-1st Asst Exec Dir of Crt Svcs	24	1.0	107,100	-	-	-	-
8674-Superintendent CCB	24	1.0	99,548	-	-	-	-
8679-Superintendent Evictions	24	-	-	1.0	99,548	1.0	99,548
8726-Civil Process Clerical & Cust Srvc Asst Mgr	24	1.0	101,549	-	-	-	-
		154.0	\$11,079,024	144.0	\$10,521,018	144.0	\$10,521,018
12455-Court Security- Criminal Courts Building							
1331-Deputy Lieutenant	D4	3.0	310,577	2.0	207,052	2.0	207,052
1333-Deputy Sheriff II	D2	114.0	8,808,575	219.0	16,247,697	219.0	16,247,697
1339-Deputy Sheriff D2B	D2B	3.0	243,040	8.0	653,736	8.0	653,736
1341-Deputy Sheriff Sergeant	D3	11.0	995,340	11.0	1,005,295	11.0	1,005,295
8674-Superintendent CCB	24	-	-	1.0	99,548	1.0	99,548
		131.0	\$10,357,532	241.0	\$18,213,327	241.0	\$18,213,327
12780-Court Security- Skokie							
1333-Deputy Sheriff II	D2	31.0	2,361,442	27.0	2,143,023	27.0	2,143,023
1339-Deputy Sheriff D2B	D2B	1.0	79,933	2.0	135,165	2.0	135,165
1341-Deputy Sheriff Sergeant	D3	4.0	361,911	4.0	366,473	4.0	366,473
8680-Superintendent Skokie Courts	24	1.0	99,548	1.0	99,548	1.0	99,548
		37.0	\$2,902,834	34.0	\$2,744,209	34.0	\$2,744,209
12785-Court Security- Rolling Meadows							
0047-Admin Assistant II	14	3.0	187,764	3.0	189,453	3.0	189,453
1333-Deputy Sheriff II	D2	37.0	2,849,255	32.0	2,558,472	32.0	2,558,472
1341-Deputy Sheriff Sergeant	D3	4.0	359,328	4.0	359,863	4.0	359,863
8678-Superintendent Rolling Meadows Courts	24	1.0	99,548	1.0	99,548	1.0	99,548
		45.0	\$3,495,895	40.0	\$3,207,335	40.0	\$3,207,335
12790-Court Security- Maywood							
0047-Admin Assistant II	14	3.0	165,636	2.0	108,691	2.0	108,691
1333-Deputy Sheriff II	D2	40.0	3,070,515	37.0	2,877,553	37.0	2,877,553
1339-Deputy Sheriff D2B	D2B	2.0	166,591	3.0	218,643	3.0	218,643
1341-Deputy Sheriff Sergeant	D3	7.0	625,580	7.0	632,729	7.0	632,729
7209-Supertndent-Maywood Ct Pol CtN	24	1.0	105,400	1.0	105,400	1.0	105,400
		53.0	\$4,133,722	50.0	\$3,943,016	50.0	\$3,943,016
12795-Court Security- Bridgeview							
0047-Admin Assistant II	14	1.0	62,926	1.0	63,151	1.0	63,151
1333-Deputy Sheriff II	D2	44.0	3,395,356	32.0	2,553,970	32.0	2,553,970
1341-Deputy Sheriff Sergeant	D3	5.0	442,424	5.0	451,640	5.0	451,640

PERSONAL SERVICES - SUMMARY OF POSITIONS BY PROGRAM AND JOB CODE

Job Code/Title	Grade	2021 Approved & Adopted		2022 Department Request		2022 President's Recommendation	
		FTE Pos.	Salaries	FTE Pos.	Salaries	FTE Pos.	Salaries
12800-Court Security- Markham		50.0	\$3,900,705	38.0	\$3,068,760	38.0	\$3,068,760
0047-Admin Assistant II	14	3.0	184,084	3.0	186,998	3.0	186,998
1331-Deputy Lieutenant	D4	1.0	103,526	-	-	-	-
1333-Deputy Sheriff II	D2	63.0	4,939,540	56.0	4,469,227	56.0	4,469,227
1339-Deputy Sheriff D2B	D2B	4.0	327,846	4.0	331,013	4.0	331,013
1341-Deputy Sheriff Sergeant	D3	8.0	720,134	8.0	704,435	8.0	704,435
4864-Data Entry Operator III/G12	12	1.0	54,752	1.0	54,752	1.0	54,752
7208-Supertndent-Markham Court Ops	24	1.0	99,548	1.0	99,548	1.0	99,548
		81.0	\$6,429,429	73.0	\$5,845,972	73.0	\$5,845,972
13070-Court Security- Domestic Violence							
1333-Deputy Sheriff II	D2	25.0	1,944,800	24.0	1,882,342	24.0	1,882,342
1341-Deputy Sheriff Sergeant	D3	2.0	186,730	2.0	186,730	2.0	186,730
7214-Supertndent - Court Security	24	1.0	93,365	1.0	94,792	1.0	94,792
		28.0	\$2,224,895	27.0	\$2,163,864	27.0	\$2,163,864
15375-Court Security- Juvenile							
1333-Deputy Sheriff II	D2	43.0	3,305,530	41.0	3,215,363	41.0	3,215,363
1341-Deputy Sheriff Sergeant	D3	4.0	352,006	4.0	355,753	4.0	355,753
8679-Superintendent Evictions	24	1.0	99,548	-	-	-	-
		48.0	\$3,757,083	45.0	\$3,571,115	45.0	\$3,571,115
17850-Court Security- Grand and Central							
1331-Deputy Lieutenant	D4	1.0	99,561	1.0	99,699	1.0	99,699
1333-Deputy Sheriff II	D2	12.0	910,215	11.0	861,303	11.0	861,303
1341-Deputy Sheriff Sergeant	D3	1.0	93,365	1.0	62,951	1.0	62,951
		14.0	\$1,103,141	13.0	\$1,023,953	13.0	\$1,023,953
18975-Court Security- Daley Center							
1331-Deputy Lieutenant	D4	1.0	75,440	1.0	103,526	1.0	103,526
1333-Deputy Sheriff II	D2	119.0	9,092,216	153.0	10,667,234	153.0	10,667,234
1339-Deputy Sheriff D2B	D2B	-	-	2.0	104,104	2.0	104,104
1341-Deputy Sheriff Sergeant	D3	9.0	812,022	9.0	810,280	9.0	810,280
6837-Clerk IV-CLK/ROD/SHERIF SEIU73	12	1.0	53,138	1.0	53,138	1.0	53,138
8675-Superintendent Daley Center Courts	24	1.0	99,548	1.0	99,548	1.0	99,548
		131.0	\$10,132,363	167.0	\$11,837,830	167.0	\$11,837,830
14984-Court Security - Harrison and Kedzie							
1333-Deputy Sheriff II	D2	8.0	620,081	8.0	626,557	8.0	626,557
1341-Deputy Sheriff Sergeant	D3	1.0	86,380	1.0	86,378	1.0	86,378
		9.0	\$706,462	9.0	\$712,935	9.0	\$712,935
14987-Court Security - 111th							
1333-Deputy Sheriff II	D2	9.0	713,541	9.0	716,266	9.0	716,266
		9.0	\$713,541	9.0	\$716,266	9.0	\$716,266
16876-Court Services Operational Support Command							
7214-Supertndent - Court Security	24	3.0	287,640	3.0	271,760	3.0	271,760
7309-Executive Assistant - Sheriff	18	1.0	71,968	-	-	-	-
7503-Civil Division Finance Auditor	20	1.0	88,267	-	-	-	-
7556-Special Counsel-Court Services	24	1.0	116,643	1.0	116,643	1.0	116,643
7837-Mgr of Training & Policy Compliance - Ct Services	19	1.0	90,969	1.0	92,371	1.0	92,371
8640-Exec Dir of Court Svcs	24	1.0	122,400	1.0	122,400	1.0	122,400
8643-1st Asst Exec Dir of Crt Svcs	24	-	-	1.0	101,800	1.0	101,800
8665-Deputy Director for Operations	24	1.0	108,202	-	-	-	-
8699-Strat Initiatives Unit Field Sup I	23	-	-	1.0	101,963	1.0	101,963
		9.0	\$886,088	8.0	\$806,937	8.0	\$806,937
Total Salaries and Positions		799.0	\$61,822,715	898.0	\$68,376,536	898.0	\$68,376,536
Turnover Adjustment		-	(5,564,044)	-	(4,786,358)	-	(4,786,358)
Operating Fund Totals		799.0	\$56,258,670	898.0	\$63,590,179	898.0	\$63,590,179

PERSONAL SERVICES - SUMMARY OF POSITIONS BY GRADE

Salary Grade	2021 Approved & Adopted		2022 Department Request		2022 President's Recommendation	
	FTE Pos.	Salaries	FTE Pos.	Salaries	FTE Pos.	Salaries
12	39.0	2,081,126	32.0	1,720,623	32.0	1,720,623
14	24.0	1,422,815	21.0	1,224,538	21.0	1,224,538
16	-	-	2.0	113,063	2.0	113,063
18	1.0	71,968	-	-	-	-
19	1.0	90,969	1.0	92,371	1.0	92,371
20	2.0	184,236	-	-	-	-
23	-	-	1.0	101,963	1.0	101,963
24	17.0	1,725,266	16.0	1,595,311	16.0	1,595,311
D2	549.0	42,327,944	652.0	49,057,505	652.0	49,057,505
D2B	89.0	6,951,290	98.0	7,699,810	98.0	7,699,810
D3	71.0	6,377,997	71.0	6,361,075	71.0	6,361,075
D4	6.0	589,104	4.0	410,276	4.0	410,276
Total Salaries and Positions	799.0	\$61,822,715	898.0	\$68,376,536	898.0	\$68,376,536
Turnover Adjustment		-(5,564,044)		-(4,786,358)		-(4,786,358)
Operating Funds Total	799.0	\$56,258,670	898.0	\$63,590,179	898.0	\$63,590,179

MISSION

The Cook County Sheriff's Police Department (CCSPD) strives to maintain peace through patrol and police services of the highest quality, community policing and non-traditional community support initiatives.

MANDATES

55 ILCS 5/3-6021, 55 ILCS 5/3-7001, Ord. No. 12-0-62, 11-9-2012, Ord. No. 15-6469, 11-18-2015, 725 ILCS 5/107-16, 730 ILCS 148, 730 ILCS 150, 730 ILCS 154, 730 ILCS 152/120(a-2), 55 ILCS 5/3-6019, County Code Ch. 58

**OPERATIONAL HIGHLIGHTS:
2021 INITIATIVES AND OUTCOMES**

The Community Engagement Unit continued to support communities during the pandemic by delivering food, conducting outreach to the homeless and creating the Sheriff Rebuild program to assist small business owners impacted by recent events. These efforts were critical to ensuring stability for vulnerable communities that were impacted by the pandemic, economic downturn, and civil unrest.

In addition to these innovative programs, Community Engagement coordinated pop-up events with the Mobile Care Foundation to provide community members with vaccinations, medical care, food and back to school supplies.

CCSPD also prioritizes treatment over arrest for those with substance abuse and mental health disorders. CCSPD officers have moved away from treating overdose victims with a trip to the jail. Instead, they administer naloxone to save them, and refer them to the Treatment Response Team (TRT), an innovative interdisciplinary unit that offers supportive assistance to victims. CCSPD even began to use tablets for telehealth interventions between CCSPD Officers and TRT clinicians for individuals in crisis, which allows staff to connect with clients in an impactful, fiscally responsible, and physically safe way.

CCSPD's Child Protection Rescue Unit continued to investigate and serve warrants that were issued when allegations of abuse, neglect and/or safety of a minor were a concern. In May, this Unit located their thousandth at-risk minor.

**OPERATIONAL OPPORTUNITIES:
2022 INITIATIVES AND GOALS**

In 2022, CCSPD will continue devoting its resources to innovative and effective services that support communities and interrupt the cycle of violence and by providing law enforcement services to communities in need. Using specialized tactical units, non-traditional community policing, unique data science, and community-based programming, CCSPD will continue collaborating with the City of Chicago and all Cook County suburbs to reduce violence in the areas most at risk.

CCSPD will also continue its efforts to remove guns from the street while working with the EM Gun Team and ensuring compliance with Concealed Carry requirements and the Cook County assault weapons ban. The Office is also advocating for HB562, Fix the FOID legislation, to assist with recovering firearms from people with revoked FOID cards; the bill was passed by the General Assembly and is awaiting signature by the Governor.

The Child Protection Rescue Unit will also continue ensuring specific and necessary interventions are made to locate minors at risk.

The holistic approach used by CCSPD is precisely the type of pioneering strategy to policing that current times call for, and it serves as a model for law enforcement agencies countywide, statewide, and nationally.

Performance Metric Name	2019 Actual	2020 Actual	2021 Target	2021 Projection	2022 Target
Guns recovered, inventoried, and traced	427	437	455	455	468
IBIS Submissions	275	275	285	285	295
Request for assistance from all outside agencies to Criminal Investigations Command	7,158	7,143	7,225	7,225	7,287
Incidents drawn, overall 911 activity	809,733	860,513	850,000	850,000	866,000

BUDGET HIGHLIGHTS

- The Police Department will continue to expand its efforts to remove guns from the street.
- The Police Department will continue to collaborate with the City of Chicago and surrounding suburbs in FY22 to reduce violent crime and expand community engagement in the areas most at risk.
- The Sheriff's Treatment Response Team (TRT) will continue to expand and create community-based pathways to treatment.

Fund Category	Appropriations (\$ thousands)			
	2019 Adopted	2020 Adopted	2021 Adopted	2022 Recommended
Public Safety Fund	67,889	69,999	71,486	74,421
Total Funds	67,889	69,999	71,486	74,421
Expenditures by Type				
Personnel	69,616	71,307	72,564	75,144
Non Personnel	(1,727)	(1,308)	(1,078)	(722)
Total Funds	67,889	69,999	71,486	74,421
FTE Positions	625.0	639.0	624.0	670.0

Program Description	2021		2022		
	FTE Pos.	Adopted	FTE Pos.	Appropriation	
11425-Street Crimes Command	Narcotics Unit, Gang Unit, Gun Investigations, Fugitive Warrants	81.0	9,088,160	102.0	10,444,932
11975-Community Programs	Builds positive relationships in the community to include educational programs, truancy related services, and summer youth camps. Engages community stakeholders and citizens to ensure quality of life is improved for all residents	6.0	702,731	9.0	1,017,068
13300-Communication Operations Command	Provides 911 dispatch and maintains radio system infrastructure.	47.0	4,640,029	46.0	4,478,293
13355-Law Enforcement Operational Support Command	Provides leadership, supervisory, and administrative functions for the overall management for Sheriff's Police Department.	25.0	6,088,837	24.0	6,170,802
14265-Criminal Investigations Command	Detective Unit, Human Trafficking, Vice Unit, Child Protection Unit, Tobacco Revenue Enforcement.	103.0	10,581,220	97.0	10,116,862
17270-Field Operations Command	Performs patrol services for the purpose of criminal activity prevention.	362.0	40,384,605	382.0	41,506,124
15088-Behavioral Health- Treatment Response Team	The CCSO Treatment Response Team is a co-responder program that provides individuals in distress immediate access to a mental health professional 24/7. TRT provides crisis intervention and follow up services for all 911 mental health and substance abuse related calls.	0.0	0	10.0	687,096
Total		624.0	71,485,582	670.0	74,421,178

DISTRIBUTION BY APPROPRIATION CLASSIFICATION

Account	2021 Approved & Adopted	Department Request	President's Recommendation	Difference
Personal Services				
501005-Salaries and Wages of Employees With Benefits	53,428,461	56,436,959	56,436,959	3,008,498
501165-Planned Salary Adjustment	519,700	684,200	684,200	164,500
501210-Planned Overtime Compensation	1,491,553	1,500,000	1,500,000	8,447
501295-Salaries and Wages of Per Diem Employees	305,510	305,510	305,510	0
501510-Mandatory Medicare Cost	828,592	879,655	879,655	51,063
501540-Worker's Compensation	2,498,521	2,497,528	2,497,528	(993)
501585-Insurance Benefits	13,021,193	12,355,293	12,355,293	(665,900)
501765-Professional Develop/Fees	470,400	484,500	484,500	14,100
Personal Services Total	72,563,931	75,143,646	75,143,646	2,579,715
Contractual Service				
520005-Ambulance Service	30,000	30,000	30,000	0
520095-Transport Services	4,000	2,500	2,500	(1,500)
520149-Communication Services	287,348	188,384	188,384	(98,964)
520259-Postage	10,000	1,300	1,300	(8,700)
520279-Shipping and Freight Services	800	900	900	100
520485-Graphics and Reproduction Services	16,000	16,000	16,000	0
521200-Laboratory Testing and Analysis	155,963	156,000	156,000	37
521300-Special or Coop Programs	1,000	1,000	1,000	0
Contractual Service Total	505,111	396,084	396,084	(109,027)
Supplies & Materials				
530100-Wearing Apparel	22,000	22,000	22,000	0
530170-Institutional Supplies	65,000	65,000	65,000	0
530635-Books, Periodicals and Publish	75,630	84,948	84,948	9,318
530700-Multimedia Supplies	15,000	15,000	15,000	0
530785-Medical, Dental and Laboratory Supplies	8,500	8,500	8,500	0
Supplies & Materials Total	186,130	195,448	195,448	9,318
Operations & Maintenance				
540105-Moving Expense and Remodeling	29,000	30,000	30,000	1,000
540129-Maintenance and Subscription Services	141,000	200,000	200,000	59,000
Operations & Maintenance Total	170,000	230,000	230,000	60,000
Rental & Leasing				
550029-Countywide Office and Data Processing Equip Rental	19,418	16,005	16,005	(3,413)
Rental & Leasing Total	19,418	16,005	16,005	(3,413)
Contingencies & Special Purpose				
580031-Reimbursement Designated Fund	89,500	148,571	148,571	59,071
580339-Contingencies For Investing	35,000	35,000	35,000	0
580379-Appropriation Adjustments	(509,080)	(509,080)	(509,080)	0
580419-Appropriation Transfer	(1,574,427)	(1,234,496)	(1,234,496)	339,931
Contingencies & Special Purpose Total	(1,959,007)	(1,560,005)	(1,560,005)	399,002
Operating Funds Total	71,485,582	74,421,178	74,421,178	2,935,596

PERSONAL SERVICES - SUMMARY OF POSITIONS BY PROGRAM AND JOB CODE

Job Code/Title	Grade	2021 Approved & Adopted		2022 Department Request		2022 President's Recommendation	
		FTE Pos.	Salaries	FTE Pos.	Salaries	FTE Pos.	Salaries
11425-Street Crimes Command							
0047-Admin Assistant II	14	8.0	479,737	8.0	495,974	8.0	495,974
0048-Administrative Assistant III	16	1.0	65,320	-	-	-	-
0291-Administrative Analyst I	17	1.0	75,406	-	-	-	-
1328-County Police Officer	P1	63.0	5,857,950	85.0	7,541,579	85.0	7,541,579
1330-County Police Sergeant	P2	8.0	906,457	8.0	886,563	8.0	886,563
8612-Commander of Bridgeview Dist	24	-	-	1.0	124,950	1.0	124,950
		81.0	\$7,384,871	102.0	\$9,049,066	102.0	\$9,049,066
11975-Community Programs							
1031-Special Assistant	24	1.0	96,900	1.0	96,900	1.0	96,900
7251-Dir of Community Policy & Relations	24	-	-	1.0	109,140	1.0	109,140
7505-Special Assistant - Sheriff	20	1.0	75,296	1.0	79,349	1.0	79,349
7564-Community Policing Specialist	24	1.0	115,035	1.0	115,035	1.0	115,035
7565-Community Senior Services Specialist	24	1.0	119,720	1.0	119,720	1.0	119,720
7996-Dir of Pub Integrity Unit - SHER	24	1.0	96,900	1.0	96,900	1.0	96,900
8627-Dir of Sheriff Comm Engagment	24	1.0	114,444	1.0	114,444	1.0	114,444
8658-Prog Facilitator - Sher	16	-	-	1.0	50,899	1.0	50,899
8701-Field Sup for Community Policy & Relations	24	-	-	1.0	108,355	1.0	108,355
		6.0	\$618,296	9.0	\$890,742	9.0	\$890,742
13300-Communication Operations Command							
0047-Admin Assistant II	14	1.0	56,544	1.0	57,647	1.0	57,647
1004-Telephone Operator IV	14	1.0	60,710	1.0	61,344	1.0	61,344
1330-County Police Sergeant	P2	1.0	121,048	1.0	121,048	1.0	121,048
4733-Telecommunicator-Sheriff	17	42.0	3,199,013	42.0	3,277,407	42.0	3,277,407
4734-Telecommunicator Supervisor	19	1.0	86,949	1.0	91,115	1.0	91,115
7312-Exec Dir Com Ops Comnd E911	24	1.0	129,540	-	-	-	-
		47.0	\$3,653,805	46.0	\$3,608,561	46.0	\$3,608,561
13355-Law Enforcement Operational Support Command							
0046-Admin Assistant I	12	1.0	54,752	1.0	54,752	1.0	54,752
0047-Admin Assistant II	14	1.0	60,696	-	-	-	-
0048-Administrative Assistant III	16	1.0	68,347	-	-	-	-
0050-Administrative Assistant IV	18	1.0	62,313	1.0	80,371	1.0	80,371
1310-First Deputy Chief of Police	24	2.0	274,700	2.0	274,700	2.0	274,700
1312-Police Commander	24	-	-	1.0	124,950	1.0	124,950
1328-County Police Officer	P1	5.0	491,059	3.0	296,789	3.0	296,789
1330-County Police Sergeant	P2	1.0	93,253	1.0	93,253	1.0	93,253
4841-Clerk V-CNTY CLK/ROD/SHERIFF	12	1.0	52,612	1.0	52,612	1.0	52,612
4864-Data Entry Operator III/G12	12	1.0	54,752	-	-	-	-
5210-Special Assistant	24	1.0	104,047	1.0	104,047	1.0	104,047
5707-Senior Advisor	24	-	-	2.0	210,000	2.0	210,000
5800-Administrative Support IV	16	1.0	69,830	1.0	71,240	1.0	71,240
6479-Spec Ass to Incident Command	16	1.0	73,064	1.0	73,064	1.0	73,064
6836-DataEntry Operator II (SEIU73)	12	1.0	53,924	1.0	54,752	1.0	54,752
7069-Legal Project Manager	16	1.0	56,157	-	-	-	-
7215-Supervisor of Police Records	20	1.0	75,247	1.0	76,768	1.0	76,768
7237-Dp Chf Street Crime Command	24	1.0	129,540	1.0	129,540	1.0	129,540
7528-Victims Support Services Specialist	20	-	-	1.0	77,253	1.0	77,253
7567-Executive Officer - Field Ops Command - Sheriff	24	1.0	129,540	1.0	129,540	1.0	129,540
7995-Chief of Public Safety	24	1.0	132,600	1.0	132,600	1.0	132,600
8639-EA to 1st Dpty Chiefs Offc - Sher	18	1.0	79,237	1.0	80,839	1.0	80,839
8964-Operational Support Specialist	18	1.0	62,439	1.0	63,700	1.0	63,700

PERSONAL SERVICES - SUMMARY OF POSITIONS BY PROGRAM AND JOB CODE

Job Code/Title	Grade	2021 Approved & Adopted		2022 Department Request		2022 President's Recommendation	
		FTE Pos.	Salaries	FTE Pos.	Salaries	FTE Pos.	Salaries
9044-Senior Advisor and Special Counsel for Cybercrimes	24	-	-	1.0	94,000	1.0	94,000
		25.0	\$2,178,108	24.0	\$2,274,770	24.0	\$2,274,770
14265-Criminal Investigations Command							
0047-Admin Assistant II	14	1.0	63,151	1.0	63,151	1.0	63,151
0048-Administrative Assistant III	16	1.0	71,755	1.0	72,555	1.0	72,555
1312-Police Commander	24	2.0	249,900	2.0	254,490	2.0	254,490
1328-County Police Officer	P1	77.0	7,177,610	74.0	6,866,229	74.0	6,866,229
1330-County Police Sergeant	P2	13.0	1,446,820	12.0	1,343,911	12.0	1,343,911
1339-Deputy Sheriff D2B	D2B	2.0	130,597	2.0	155,551	2.0	155,551
4112-Crim Research Anlyst II	16	2.0	114,059	2.0	116,362	2.0	116,362
7190-Commander of Vice & Special Op	24	1.0	124,950	1.0	124,950	1.0	124,950
7404-Dep Chf Crim Investigat Commd	24	1.0	129,540	-	-	-	-
7589-Sergeant - Regional Crime Forensic Lab	24	1.0	103,555	1.0	103,555	1.0	103,555
7593-Lieutenant of Investigations	P3	1.0	121,524	1.0	127,074	1.0	127,074
8612-Commander of Bridgeview Dist	24	1.0	124,950	-	-	-	-
		103.0	\$9,858,412	97.0	\$9,227,826	97.0	\$9,227,826
17270-Field Operations Command							
0048-Administrative Assistant III	16	-	-	1.0	68,347	1.0	68,347
1326-County Police Lieutenant	P3	9.0	1,093,716	10.0	1,229,373	10.0	1,229,373
1328-County Police Officer	P1	305.0	26,697,044	325.0	28,105,290	325.0	28,105,290
1330-County Police Sergeant	P2	35.0	3,922,458	35.0	3,979,920	35.0	3,979,920
1360-Correctional Officer	CO1	1.0	82,151	1.0	82,755	1.0	82,755
6838-Clerk V-CLK/ROD/SHERIFF-SEIU73	14	1.0	62,856	1.0	63,151	1.0	63,151
6839-Admin Assistant I (SEIU 73)	14	1.0	46,908	1.0	49,486	1.0	49,486
7188-Commander of Skokie Patrol	24	1.0	124,950	1.0	124,950	1.0	124,950
7233-Dp Chf Emg Srv Dev & Sp Ev Lia	24	1.0	129,540	-	-	-	-
7562-Executive Officer - Field Ops Command	24	1.0	131,580	-	-	-	-
7590-Skokie Patrol Commander	24	1.0	124,950	1.0	124,950	1.0	124,950
7591-Lieutenant Bridgeview Patrol 1st Shift	P3	1.0	121,524	1.0	127,737	1.0	127,737
7594-Lieutenant Markham Patrol	P3	1.0	121,524	1.0	127,074	1.0	127,074
7596-Lieutenant Rolling Meadows Patrol 3rd Shift	P3	1.0	121,524	1.0	127,074	1.0	127,074
8651-Lt Markham Ptrl 2nd Watch Countywide	P3	1.0	121,524	1.0	121,524	1.0	121,524
8652-Lt Markham Ptrl 3rd Watch Countywide	P3	1.0	121,524	1.0	127,074	1.0	127,074
8653-Lt Skokie Patrol 1st Watch Countywide	P3	1.0	121,524	1.0	127,074	1.0	127,074
		362.0	\$33,145,297	382.0	\$34,585,779	382.0	\$34,585,779
15088-Behavioral Health- Treatment Response Team							
6975-Special Assistant II	18	-	-	1.0	71,543	1.0	71,543
7076-Senior Disciplinary Officer	24	-	-	1.0	76,245	1.0	76,245
7700-Community Treatment Resource Specialist	20	-	-	7.0	451,880	7.0	451,880
8630-Dir of Mental Health Advo & Trtmt Response Team Prgms	24	-	-	1.0	123,973	1.0	123,973
		-	-	10.0	\$723,640	10.0	\$723,640
Total Salaries and Positions		624.0	\$56,838,789	670.0	\$60,360,384	670.0	\$60,360,384
Turnover Adjustment		-	(3,410,327)	-	(3,923,425)	-	(3,923,425)
Operating Fund Totals		624.0	\$53,428,461	670.0	\$56,436,959	670.0	\$56,436,959

PERSONAL SERVICES - SUMMARY OF POSITIONS BY GRADE

Salary Grade	2021 Approved & Adopted		2022 Department Request		2022 President's Recommendation	
	FTE Pos.	Salaries	FTE Pos.	Salaries	FTE Pos.	Salaries
12	4.0	216,039	3.0	162,115	3.0	162,115
14	14.0	830,604	13.0	790,753	13.0	790,753
16	8.0	518,533	7.0	452,467	7.0	452,467
17	43.0	3,274,419	42.0	3,277,407	42.0	3,277,407
18	3.0	203,989	4.0	296,453	4.0	296,453
19	1.0	86,949	1.0	91,115	1.0	91,115
20	2.0	150,543	10.0	685,249	10.0	685,249
24	22.0	2,686,881	26.0	3,017,933	26.0	3,017,933
CO1	1.0	82,151	1.0	82,755	1.0	82,755
D2B	2.0	130,597	2.0	155,551	2.0	155,551
P3	16.0	1,944,384	17.0	2,114,004	17.0	2,114,004
P1	450.0	40,223,664	487.0	42,809,888	487.0	42,809,888
P2	58.0	6,490,036	57.0	6,424,695	57.0	6,424,695
Total Salaries and Positions	624.0	\$56,838,789	670.0	\$60,360,384	670.0	\$60,360,384
Turnover Adjustment	-	\$(3,410,327)	-	\$(3,923,425)	-	\$(3,923,425)
Operating Funds Total	624.0	\$53,428,461	670.0	\$56,436,959	670.0	\$56,436,959

MISSION

Community Corrections consists of Electronic Monitoring, Sheriff’s Work Alternative Program, and Restoring Neighborhoods Workforce. The department serves as an alternative to incarceration by providing community supervision for program participants and public safety to the community.

MANDATES

2010 Illinois Code Chapter 730 Corrections 730 ILCS 5/Unified Code of Corrections Article 8a - Electronic Home Detention

**OPERATIONAL HIGHLIGHTS:
2021 INITIATIVES AND OUTCOMES**

In 2021, the Sheriff’s EM program continued to work through the challenges created by COVID-19. By early 2021, the EM population was over 3,600, significantly increasing the number of criminal defendants that the Sheriff’s Office was monitoring. The Office continued to work with University of Chicago RISC to develop creative and efficient strategies to address the increase and changing EM population.

In an effort to reduce this EM population and allow the Sheriff’s Office to implement a thoughtful, effective and efficient community-based program, the Office continued reaching out to stakeholders to review the length of stay on EM and screen the appropriateness of placement. The Office also redeployed civilian staff to provide progress reports to the courts to improve communication and aid in decision-making; and deputy sheriffs were reassigned from Court Services to EM patrol.

RENEW and SWAP staff continued to assist EM while the programs were suspended due to the pandemic.

In 2021, EM completed its transition from radio frequency equipment to monitoring all participants by GPS. This transition has allowed the EM program to operate more efficiently while also increasing participant accountability and improving public safety. Civilian staff can trace the locations of participants, monitor alerts, and monitor participant movement from the office rather than by dispatching patrol.

**OPERATIONAL OPPORTUNITIES:
2022 INITIATIVES AND GOALS**

With the implementation and assistance of GPS, EM has started to work towards a case management approach that uses technology to guide our efforts in monitoring program participants and ensuring public safety. In addition, with the guidance of data, EM is considering assigning civilian and sworn staff to zones for immediate response, continuity of services and proactive monitoring of participants. To fully implement this case management model, additional sworn and civilian staff will be needed to operate three shifts and monitor over 3,600 program participants throughout Cook County.

The Office will continue working with the University of Chicago on innovative and effective ways to manage the EM population. The University of Chicago will continue to focus on prioritizing alerts and identifying program efficiencies through a data driven approach.

Performance Metric Name	2019 Actual	2020 Actual	2021 Target	2021 Projection	2022 Target
Number of Electronic Monitoring participants	2,211	3,579	3,900	3,700	3,900
EM alerts handled by dispatchers	114,339	116,928	126,804	127,900	128,900
Electronic Monitoring success rate	81%	83%	89%	90%	91%

BUDGET HIGHLIGHTS

- The FTE count and operating budget will increase due to a projected increase in EM participants.
- Sheriff's EM will continue working with the University of Chicago on innovative and effective ways to manage the EM population.

Fund Category	Appropriations (\$ thousands)			
	2019 Adopted	2020 Adopted	2021 Adopted	2022 Recommended
Public Safety Fund	0	22,973	23,002	27,671
Total Funds	0	22,973	23,002	27,671
Expenditures by Type				
Personnel	0	19,149	16,960	20,520
Non Personnel	0	3,824	6,041	7,151
Total Funds	0	22,973	23,002	27,671
FTE Positions	0.0	194.0	173.0	228.0

	Program Description	2021		2022	
		FTE Pos.	Adopted	FTE Pos.	Appropriation
13265-Electronic Monitoring	Community-based alternative to incarceration program. Staff are responsible for monitoring over 2,000 pre-trial participants to ensure safety and security of participants and communities.	134.0	19,542,855	193.0	24,439,949
19945-SWAP	Community-based work alternative to incarceration. Participants clean up community spaces such as parks, streets and viaducts, fostering community relationships and saving taxpayers money.	32.0	2,706,123	28.0	2,422,435
11946-RENEW	Community-based alternative to incarceration program that promotes public safety and teaches participants marketable skills by having them deconstruct and demolish uninhabitable buildings and clean abandoned lots.	7.0	752,588	7.0	808,270
Total		173.0	23,001,566	228.0	27,670,654

DISTRIBUTION BY APPROPRIATION CLASSIFICATION

Account	2021 Approved & Adopted	Department Request	President's Recommendation	Difference
Personal Services				
501005-Salaries and Wages of Employees With Benefits	13,026,463	16,571,170	16,571,170	3,544,708
501165-Planned Salary Adjustment	1,900	6,000	6,000	4,100
501210-Planned Overtime Compensation	160,000	160,000	160,000	0
501510-Mandatory Medicare Cost	200,940	256,986	256,986	56,046
501585-Insurance Benefits	3,411,733	3,366,518	3,366,518	(45,215)
501765-Professional Develop/Fees	159,200	159,200	159,200	0
Personal Services Total	16,960,236	20,519,874	20,519,874	3,559,639
Supplies & Materials				
530170-Institutional Supplies	5,000	70,000	70,000	65,000
Supplies & Materials Total	5,000	70,000	70,000	65,000
Operations & Maintenance				
540129-Maintenance and Subscription Services	6,366,330	7,410,780	7,410,780	1,044,450
Operations & Maintenance Total	6,366,330	7,410,780	7,410,780	1,044,450
Contingencies & Special Purpose				
580379-Appropriation Adjustments	(330,000)	(330,000)	(330,000)	0
Contingencies & Special Purpose Total	(330,000)	(330,000)	(330,000)	0
Operating Funds Total	23,001,566	27,670,654	27,670,654	4,669,089

PERSONAL SERVICES - SUMMARY OF POSITIONS BY PROGRAM AND JOB CODE

Job Code/Title	Grade	2021 Approved & Adopted		2022 Department Request		2022 President's Recommendation	
		FTE Pos.	Salaries	FTE Pos.	Salaries	FTE Pos.	Salaries
13265-Electronic Monitoring							
0047-Admin Assistant II	14	1.0	63,151	2.0	123,847	2.0	123,847
0048-Administrative Assistant III	16	11.0	749,042	14.0	908,703	14.0	908,703
0671-Investigator II Inten Supv	CS2	82.0	6,467,428	122.0	9,295,187	122.0	9,295,187
0674-Investigator II Fug Unit	IS2	9.0	772,098	9.0	753,677	9.0	753,677
0708-Director - Sheriff	24	1.0	102,433	1.0	102,433	1.0	102,433
4727-Executive Assistant II-Sheriff	18	1.0	64,707	2.0	124,751	2.0	124,751
5205-Deputy Director	24	1.0	95,657	-	-	-	-
5415-Depty Chief of Elect Monitor	DC1	10.0	891,095	16.0	1,242,600	16.0	1,242,600
5868-Electronic Monitoring Lt	20	1.0	83,615	1.0	83,615	1.0	83,615
6392-Special Assistant - Sheriff	20	1.0	74,189	1.0	75,687	1.0	75,687
7079-Community Corrections Coordinator	18	-	-	1.0	83,858	1.0	83,858
7082-EM Case Manager	18	-	-	1.0	82,536	1.0	82,536
7134-Community Corrections Coordinator	18	-	-	1.0	81,549	1.0	81,549
7165-Assistant Executive Director for Community Corrections	24	-	-	1.0	119,646	1.0	119,646
7293-Elect Mon Movmt Permiss Supt	18	1.0	84,440	1.0	84,440	1.0	84,440
7477-Community Corrections Program Manager	18	-	-	1.0	66,522	1.0	66,522
7486-Fiscal Civil Process Auditor	18	-	-	1.0	80,129	1.0	80,129
7566-Deputy Dir of Electronic Monitoring	24	-	-	1.0	119,873	1.0	119,873
7771-Correctional Officer, Electronic Monitoring	CS2	11.0	908,082	10.0	830,892	10.0	830,892
7878-Assistant Executive Director for Community Corrections	24	1.0	83,232	1.0	83,232	1.0	83,232
8681-Director of Community Corrections	20	-	-	1.0	100,304	1.0	100,304
8721-Electronic Monitoring LT	24	3.0	272,918	2.0	174,800	2.0	174,800
9066-Electronic Monitoring Manager	20	-	-	1.0	72,903	1.0	72,903
9169-Director of Electronic Monitoring	24	-	-	1.0	105,155	1.0	105,155
9065-Community Corrections Coordinator	18	-	-	1.0	52,310	1.0	52,310
		134.0	\$10,712,085	193.0	\$14,848,650	193.0	\$14,848,650
19945-SWAP							
0046-Admin Assistant I	12	1.0	54,752	1.0	54,752	1.0	54,752
0048-Administrative Assistant III	16	1.0	69,858	1.0	70,751	1.0	70,751
1339-Deputy Sheriff D2B	D2B	20.0	1,563,341	18.0	1,455,236	18.0	1,455,236
1341-Deputy Sheriff Sergeant	D3	5.0	459,678	5.0	459,678	5.0	459,678
4726-Executive Assistant I -Sheriff	16	1.0	53,802	1.0	54,887	1.0	54,887
6836-DataEntry Operator II (SEIU73)	12	1.0	54,752	1.0	54,752	1.0	54,752
7110-SWAP Revenue Coorinator	20	1.0	81,542	1.0	83,188	1.0	83,188
7477-Community Corrections Program Manager	18	1.0	65,210	-	-	-	-
8681-Director of Community Corrections	20	1.0	100,304	-	-	-	-
		32.0	\$2,503,239	28.0	\$2,233,244	28.0	\$2,233,244
11946-RENEW							
2372-Road Equipment Operator	X	1.0	104,624	1.0	104,624	1.0	104,624
2392-Laborer	X	1.0	93,018	1.0	92,352	1.0	92,352
2393-Laborer I	X	1.0	93,018	1.0	92,352	1.0	92,352
7106-RENEW Site Manager	24	1.0	90,048	1.0	90,048	1.0	90,048
7156-Administrative Support RENEW	18	1.0	84,440	1.0	84,440	1.0	84,440
7253-Dir of RENEW & SWAP	24	1.0	98,838	1.0	98,838	1.0	98,838
7588-RENEW Safety Specialist	24	1.0	78,630	1.0	78,630	1.0	78,630
		7.0	\$642,614	7.0	\$641,283	7.0	\$641,283
Total Salaries and Positions		173.0	\$13,857,939	228.0	\$17,723,177	228.0	\$17,723,177
Turnover Adjustment		-	(831,476)	-	(1,152,006)	-	(1,152,006)
Operating Fund Totals		173.0	\$13,026,463	228.0	\$16,571,170	228.0	\$16,571,170

PERSONAL SERVICES - SUMMARY OF POSITIONS BY GRADE

Salary Grade	2021 Approved & Adopted		2022 Department Request		2022 President's Recommendation	
	FTE Pos.	Salaries	FTE Pos.	Salaries	FTE Pos.	Salaries
12	2.0	109,504	2.0	109,504	2.0	109,504
14	1.0	63,151	2.0	123,847	2.0	123,847
16	13.0	872,703	16.0	1,034,341	16.0	1,034,341
18	4.0	298,796	10.0	740,534	10.0	740,534
20	4.0	339,650	5.0	415,696	5.0	415,696
24	9.0	821,755	10.0	972,655	10.0	972,655
CS2	93.0	7,375,509	132.0	10,126,080	132.0	10,126,080
D2B	20.0	1,563,341	18.0	1,455,236	18.0	1,455,236
D3	5.0	459,678	5.0	459,678	5.0	459,678
DC1	10.0	891,095	16.0	1,242,600	16.0	1,242,600
IS2	9.0	772,098	9.0	753,677	9.0	753,677
X	3.0	290,659	3.0	289,328	3.0	289,328
Total Salaries and Positions	173.0	\$13,857,939	228.0	\$17,723,177	228.0	\$17,723,177
Turnover Adjustment	-	\$(831,476)	-	\$(1,152,006)	-	\$(1,152,006)
Operating Funds Total	173.0	\$13,026,463	228.0	\$16,571,170	228.0	\$16,571,170

MISSION

The Cook County Department of Corrections (CCDOC) strives to provide a safe, secure, humane, efficient, and constitutionally operated corrections environment for its staff, visitors, and those in its custody.

MANDATES

T55 ILCS 5/3-6017, Illinois Administrative Code Title 20 Chapter I Part 701, 730 ILCS 5/5-8.12, 730 ILCS 5/5-8A-4, 730 ILCS 5/5-5-9, 42 U.S.C. § 1997

OPERATIONAL HIGHLIGHTS: 2021 INITIATIVES AND OUTCOMES

When COVID-19 entered the jail, CCDOC acted swiftly to mitigate the spread of the virus in the jail and to protect detainees and staff through social distancing, mask protocols, single celling, and enhanced sanitation. CCDOC modified its intake and discharge operations and worked collaboratively with Cermak to enhance our infectious disease protocols as a safeguard against the pandemic. In 2021, CCDOC continued its mitigation strategies and worked with Cermak to implement and expand detainee testing and to create a robust vaccination program.

In 2021, CCDOC continued with modified programmatic and operational strategies to support men and women detained in the Department with the enhanced stressors brought on by COVID-19. We upgraded our scheduling applications to expand visitation experiences with the public. We understood the importance of family engagement and developed outdoor visitation areas for families to be able to visit with their loved ones.

CCDOC developed creative solutions to support “remote learning” capabilities for detainees to keep them connected to the community and engaged in supportive programming, helping ease tensions that were exacerbated due to the pandemic. CCDOC continued delivering programs and services to those engaged in our core programs, such as MHTC, SAVE, SMART and THRIVE in modified small groups or individual counseling sessions.

OPERATIONAL OPPORTUNITIES: 2022 INITIATIVES AND GOALS

In 2022, CCDOC will continue being a leader in non-traditional corrections initiatives that seek to improve the lives of those who interact with the system, from continuing the ban on solitary confinement in the jail to enhancing innovative and effective programming opportunities for detainees through an individualized assessment and strategic assignment. We recognize that these programs not only improve the lives of individuals detained in the department, but also have a positive impact on jail operations.

CCDOC will also continue to adapt to the “new normal” and contain the spread of COVID-19 in the jail. In addition to expanding on initiatives put in place during the pandemic, including virtual programming, video visitation, and telehealth services, CCDOC will continue to reintegrate community partners back into the jail to deliver in person programming. The Community Resource Center (CRC) will continue conducting proactive outreach, e.g., Evictions Social Services, based on its unique access to contact information, medical and medical health classification, and previous program engagement all in one place.

The Sheriff’s Office will also engage in legislative and advocacy efforts to reduce the length of time detainees stay in the jail and continue advocating for the Office of the Chief Judge to adopt a court case management system, which will speed up case processing.

Performance Metric Name	2019 Actual	2020 Actual	2021 Target	2021 Projection	2022 Target
Average length of stay (days) for those released from CCDOC custody	56	56	50	68	50
Ratio of DOC program staff to program participants	29	18	25	23	30
Percentage of detainees receiving programming	59%	64%	68%	60%	65%

BUDGET HIGHLIGHTS

- The CRC will continue to expand and provide services or linkage to community providers for any individual in Cook County.
- The new food service contract will meet the Good Food Purchasing Policy standards.
- DOC will continue offering behavioral health programming to individuals ordered into custody.
- The Sheriff’s Office will continue to mitigate the spread of COVID-19 by containing the virus in the jail.

Fund Category	Appropriations (\$ thousands)			
	2019 Adopted	2020 Adopted	2021 Adopted	2022 Recommended
Public Safety Fund	361,718	336,289	341,546	344,461
Total Funds	361,718	336,289	341,546	344,461
Expenditures by Type				
Personnel	343,330	323,574	331,911	331,757
Non Personnel	18,389	12,715	9,636	12,705
Total Funds	361,718	336,289	341,546	344,461
FTE Positions	3,715.0	3,439.0	3,480.0	3,423.0

	Program Description	2021		2022	
		FTE Pos.	Adopted	FTE Pos.	Appropriation
10155-Administration	Supervises departmental operations and manages administrative functions.	0.0	0	0.0	943,738
11380-Central Kitchen, Laundry, Sanitation	Provides and prepares meals for all detainees, laundry, maintenance and sanitation services for all of CCDOC.	135.0	12,148,016	125.0	11,457,961
12945-Adult Detention Housing-Division 2	Program Consolidated and Discontinued in FY20, reopened due to the need for social distancing.	0.0	0	25.0	1,294,068
12960-Adult Detention Housing-Division 9 Special Management Team (SMT)	Provides services related to the safe and secure detention and transportation of CCDOC Inmates and ensures public safety and security in and around Sheriff's Office Facilities.	379.0	34,086,343	361.0	33,387,149
12965-Adult Detention Housing-Division 5	Provides services related to the safe and secure detention and transportation of CCDOC Inmates and ensures public safety and security in and around Sheriff's Office Facilities.	25.0	2,317,677	25.0	2,161,741
12970-Adult Detention Housing-Division 6	Provides services related to the safe and secure detention and transportation of CCDOC Inmates and ensures public safety and security in and around Sheriff's Office Facilities.	268.0	24,256,292	250.0	23,272,153
12975-Adult Detention Housing- RTU	Provides services related to the safe and secure detention and transportation of CCDOC Inmates and ensures public safety and security in and around Sheriff's Office Facilities.	487.0	44,027,866	471.0	43,059,860
12980-Adult Detention Housing-Division 10 Cermak	Provides services related to the safe and secure detention and transportation of CCDOC Inmates and ensures public safety and security in and around Sheriff's Office Facilities.	444.0	40,202,355	415.0	38,828,539
12985-Adult Detention Housing-Division 11	Provides services related to the safe and secure detention and transportation of CCDOC Inmates and ensures public safety and security in and around Sheriff's Office Facilities.	392.0	35,754,270	394.0	36,485,008
13650-External Operations	Provides security at the exterior posts and patrols the exterior and interior property of the CCDOC. Transports detainees to outlying Hospitals for emergency care and treatment.	428.0	40,007,412	441.0	40,369,363
14970-Adult Detention Housing-Vocational Rehabilitation Impact Center (VRIC)	Provides services related to the safe and secure detention and transportation of CCDOC Inmates and ensures public safety and security in and around Sheriff's Office Facilities.	36.0	3,316,832	36.0	3,315,682
15080-Inmate Services	Provides services for detainees such as grievance handling and inmate welfare requests	102.0	8,996,860	97.0	7,916,716
16875-DOC Operational Support Command	Provides leadership, supervisory, and administrative unit for the overall management for the Department of Corrections.	80.0	32,401,958	62.0	37,292,669
18635-Adult Detention Housing-Receiving, Classification, and Property	Provides services related to the safe and secure detention and transportation of CCDOC Inmates and ensures public safety and security in and around Sheriff's Office Facilities.	423.0	38,494,569	449.0	39,806,319
18680-Records	Reviews, updates, and maintains all court related documents for individuals remanded into custody and discharged.	100.0	8,528,010	91.0	7,898,564
20192-COVID-19	Expenses associated with mitigating the effects and spread of COVID-19, not otherwise required as part of the County's normal operations.	0.0	500,000	0.0	0
20360-Transportation	Responsible for transporting CCDOC detainees to court appearances to and from the 13 different Circuit Court locations for court appearances.	118.0	11,381,210	108.0	11,025,045
15081-Inmate Programs - Behavioral Health	These programs help detainees learn pro-social behaviors designed to reduce substance use and criminal activity and seeks to target those struggling with such issues and equip them with the support and tools they need to be successful in the community.	28.0	2,280,666	25.0	2,102,599
15082-Inmate Programs - Mental Health Transition Center	Intended to empower justice-involved individuals diagnosed with a substance abuse and/or clinical mental health disorder with the development of a support system to ease their transition back into the community and aid their long-term recovery	8.0	703,372	8.0	747,937
15083-Inmate Programs - Sheriff's Antiviolence Effort (SAVE)	Assists detainees in learning new ways to understand violence, maintain safety in the community, manage conflict, improve personal relationships, gain independence, and eliminate criminal thinking or attitudes while increasing job and life skills	10.0	735,397	8.0	642,273
15084-Inmate Programs - Restoration and Enrichment	Detainees may volunteer to participate in these elective curriculums and courses which comprise themes including creative expression, job readiness, personal transformation, religious and education services.	17.0	1,407,195	20.0	1,685,477
15089-Behavioral Health- Community Resource Center	The Community Resource Center is a "launch pad" to community-based resources. Members of the public and individuals who interact with CCSO—including returning residents and families facing eviction—can receive individually tailored service linkages.	0.0	0	12.0	768,292
Total		3,480.0	341,546,302	3,423.0	344,461,155

DISTRIBUTION BY APPROPRIATION CLASSIFICATION

Account	2021 Approved & Adopted	Department Request	President's Recommendation	Difference
Personal Services				
501005-Salaries and Wages of Employees With Benefits	230,867,310	223,345,253	223,345,253	(7,522,057)
501165-Planned Salary Adjustment	4,188,240	4,994,853	4,994,853	806,613
501210-Planned Overtime Compensation	9,070,947	12,020,000	12,020,000	2,949,053
501510-Mandatory Medicare Cost	3,678,655	3,584,689	3,584,689	(93,966)
501540-Worker's Compensation	18,965,455	21,799,723	21,799,723	2,834,268
501585-Insurance Benefits	63,206,932	64,195,693	64,195,693	988,761
501765-Professional Develop/Fees	1,933,200	1,816,400	1,816,400	(116,800)
Personal Services Total	331,910,739	331,756,611	331,756,611	(154,128)
Contractual Service				
520049-Scavenger and Hazardous Materail Services	139,000	150,000	150,000	11,000
520149-Communication Services	75,808	82,635	82,635	6,827
520209-Food Services	7,250,000	10,000,000	10,000,000	2,750,000
520259-Postage	10,000	20,000	20,000	10,000
520325-Lodging For Non Employees	400,000	414,000	414,000	14,000
520389-Contract Maintenance Service	400,000	400,000	400,000	0
520485-Graphics and Reproduction Services	25,000	25,000	25,000	0
521300-Special or Coop Programs	62,659	200,000	200,000	137,341
Contractual Service Total	8,362,467	11,291,635	11,291,635	2,929,168
Supplies & Materials				
530100-Wearing Apparel	80,000	80,000	80,000	0
530170-Institutional Supplies	1,025,000	1,200,000	1,200,000	175,000
Supplies & Materials Total	1,105,000	1,280,000	1,280,000	175,000
Operations & Maintenance				
540105-Moving Expense and Remodeling	50,000	50,000	50,000	0
540129-Maintenance and Subscription Services	5,000	5,000	5,000	0
Operations & Maintenance Total	55,000	55,000	55,000	0
Rental & Leasing				
550029-Countywide Office and Data Processing Equip Rental	188,096	152,909	152,909	(35,187)
Rental & Leasing Total	188,096	152,909	152,909	(35,187)
Contingencies & Special Purpose				
580419-Appropriation Transfer	(75,000)	(75,000)	(75,000)	0
Contingencies & Special Purpose Total	(75,000)	(75,000)	(75,000)	0
Operating Funds Total	341,546,302	344,461,155	344,461,155	2,914,853

PERSONAL SERVICES - SUMMARY OF POSITIONS BY PROGRAM AND JOB CODE

Job Code/Title	Grade	2021 Approved & Adopted		2022 Department Request		2022 President's Recommendation	
		FTE Pos.	Salaries	FTE Pos.	Salaries	FTE Pos.	Salaries
11380-Central Kitchen, Laundry, Sanitation							
0046-Admin Assistant I	12	1.0	49,319	1.0	50,495	1.0	50,495
0047-Admin Assistant II	14	2.0	124,453	2.0	124,453	2.0	124,453
1351-Superintendent-DOC	24	-	-	1.0	100,000	1.0	100,000
1355-Correctional Lieutenant	CO3	2.0	175,000	2.0	193,933	2.0	193,933
1360-Correctional Officer	CO1	108.0	7,922,663	101.0	7,294,597	101.0	7,294,597
1361-Correctional Sergeant	CO2	11.0	922,647	9.0	770,376	9.0	770,376
2412-Janitor II	X09	6.0	245,726	6.0	248,872	6.0	248,872
4731-Information Elevator Starter	X14	1.0	45,110	1.0	47,353	1.0	47,353
5865-Environ Health Spec/Sheriff	20	1.0	77,916	-	-	-	-
8617-Dpty Dir of Counter Reaction Team	24	1.0	117,632	-	-	-	-
8684-Enviro Serv Specialist	18	2.0	123,296	1.0	65,131	1.0	65,131
9167-Deputy Director of Enviro Services & Safety	18	-	-	1.0	62,912	1.0	62,912
		135.0	\$9,803,762	125.0	\$8,958,121	125.0	\$8,958,121
12945-Adult Detention Housing- Division 2							
1360-Correctional Officer	CO1	-	-	25.0	1,409,772	25.0	1,409,772
		-	-	25.0	\$1,409,772	25.0	\$1,409,772
12960-Adult Detention Housing- Division 9 Special Management Team (SMT)							
1355-Correctional Lieutenant	CO3	13.0	1,281,751	13.0	1,259,006	13.0	1,259,006
1360-Correctional Officer	CO1	343.0	24,056,926	328.0	22,774,981	328.0	22,774,981
1361-Correctional Sergeant	CO2	22.0	1,839,230	19.0	1,610,871	19.0	1,610,871
7206-Supertndent - Division 9	24	1.0	115,120	1.0	115,120	1.0	115,120
		379.0	\$27,293,028	361.0	\$25,759,979	361.0	\$25,759,979
12965-Adult Detention Housing- Division 5							
1360-Correctional Officer	CO1	25.0	1,877,268	25.0	1,746,483	25.0	1,746,483
		25.0	\$1,877,268	25.0	\$1,746,483	25.0	\$1,746,483
12970-Adult Detention Housing- Division 6							
0047-Admin Assistant II	14	1.0	46,908	1.0	49,486	1.0	49,486
1351-Superintendent-DOC	24	-	-	1.0	100,000	1.0	100,000
1355-Correctional Lieutenant	CO3	8.0	790,296	8.0	790,744	8.0	790,744
1360-Correctional Officer	CO1	242.0	17,174,531	227.0	16,103,231	227.0	16,103,231
1361-Correctional Sergeant	CO2	15.0	1,287,574	13.0	1,121,898	13.0	1,121,898
6645-Classification Specialist-Sher	16	1.0	69,732	-	-	-	-
7205-Executive Director of Operations	24	1.0	117,942	-	-	-	-
		268.0	\$19,486,983	250.0	\$18,165,359	250.0	\$18,165,359
12975-Adult Detention Housing- RTU							
1355-Correctional Lieutenant	CO3	14.0	1,335,644	13.0	1,282,738	13.0	1,282,738
1360-Correctional Officer	CO1	450.0	31,912,716	430.0	29,885,980	430.0	29,885,980
1361-Correctional Sergeant	CO2	22.0	1,856,169	27.0	2,179,684	27.0	2,179,684
7201-Supertndent - Div 08/RTU	24	1.0	115,119	1.0	115,119	1.0	115,119
		487.0	\$35,219,648	471.0	\$33,463,522	471.0	\$33,463,522
12980-Adult Detention Housing- Division 10 Cermak							
0047-Admin Assistant II	14	1.0	59,471	1.0	59,471	1.0	59,471
1351-Superintendent-DOC	24	1.0	117,941	1.0	119,646	1.0	119,646
1355-Correctional Lieutenant	CO3	12.0	1,159,971	15.0	1,461,540	15.0	1,461,540
1360-Correctional Officer	CO1	406.0	28,964,138	382.0	27,273,871	382.0	27,273,871
1361-Correctional Sergeant	CO2	23.0	1,871,256	15.0	1,307,501	15.0	1,307,501
7202-Supertndent - Division 10	24	1.0	117,941	1.0	125,000	1.0	125,000
		444.0	\$32,290,717	415.0	\$30,347,029	415.0	\$30,347,029
12985-Adult Detention Housing- Division 11							
0047-Admin Assistant II	14	1.0	59,471	1.0	59,471	1.0	59,471

PERSONAL SERVICES - SUMMARY OF POSITIONS BY PROGRAM AND JOB CODE

Job Code/Title	Grade	2021 Approved & Adopted		2022 Department Request		2022 President's Recommendation	
		FTE Pos.	Salaries	FTE Pos.	Salaries	FTE Pos.	Salaries
1355-Correctional Lieutenant	CO3	11.0	1,069,528	25.0	2,252,113	25.0	2,252,113
1360-Correctional Officer	CO1	359.0	25,870,755	342.0	24,647,753	342.0	24,647,753
1361-Correctional Sergeant	CO2	20.0	1,674,245	26.0	2,145,734	26.0	2,145,734
7203-Supertndent - Division 11	24	1.0	115,120	-	-	-	-
		392.0	\$28,789,120	394.0	\$29,105,071	394.0	\$29,105,071
13650-External Operations							
0047-Admin Assistant II	14	1.0	59,471	1.0	59,471	1.0	59,471
0597-Canine Specialist	CO1	6.0	475,297	6.0	503,562	6.0	503,562
1355-Correctional Lieutenant	CO3	17.0	1,663,584	19.0	1,871,093	19.0	1,871,093
1360-Correctional Officer	CO1	380.0	28,241,479	384.0	27,673,810	384.0	27,673,810
1361-Correctional Sergeant	CO2	20.0	1,756,918	27.0	2,315,762	27.0	2,315,762
7772-Correctional Officer, ERT	CS2	4.0	297,701	4.0	315,089	4.0	315,089
		428.0	\$32,494,450	441.0	\$32,738,787	441.0	\$32,738,787
14970-Adult Detention Housing- Vocational Rehabilitation Impact Center (VRIC)							
1355-Correctional Lieutenant	CO3	2.0	207,051	2.0	207,052	2.0	207,052
1360-Correctional Officer	CO1	19.0	1,243,335	19.0	1,278,684	19.0	1,278,684
1361-Correctional Sergeant	CO2	3.0	261,052	3.0	260,501	3.0	260,501
7775-Correctional Officer, VRIC	CS2	12.0	938,534	12.0	942,534	12.0	942,534
		36.0	\$2,649,972	36.0	\$2,688,771	36.0	\$2,688,771
15080-Inmate Services							
0046-Admin Assistant I	12	2.0	109,504	-	-	-	-
0047-Admin Assistant II	14	5.0	292,088	5.0	286,264	5.0	286,264
0048-Administrative Assistant III	16	1.0	72,555	1.0	72,555	1.0	72,555
0708-Director - Sheriff	24	-	-	1.0	121,567	1.0	121,567
0823-Counselor III	16	5.0	337,706	2.0	126,761	2.0	126,761
1360-Correctional Officer	CO1	15.0	1,092,577	13.0	871,753	13.0	871,753
1366-Rehabilitation Worker I	14	20.0	1,101,926	21.0	1,139,052	21.0	1,139,052
1367-Rehabilitation Worker II	16	8.0	563,277	6.0	420,406	6.0	420,406
1369-Rehabilitation Worker III	17	2.0	147,635	2.0	148,439	2.0	148,439
4727-Executive Assistant II-Sheriff	18	1.0	67,993	1.0	69,363	1.0	69,363
4836-Admin Assistant II-CC/ROD/SHF	15	1.0	65,926	1.0	67,330	1.0	67,330
5560-Customer Service Representative	16	2.0	94,475	2.0	97,344	2.0	97,344
5802-Administrative Support VI	18	1.0	57,660	1.0	58,820	1.0	58,820
5853-Deputy Director II	20	-	-	1.0	62,912	1.0	62,912
6108-Project Manager I-Sheriff	18	-	-	1.0	77,322	1.0	77,322
6383-Education Coordinator	18	-	-	1.0	52,310	1.0	52,310
6799-Clerk V (SEIU73)	12	8.0	415,413	8.0	416,493	8.0	416,493
6982-Inmate Services Supervisor II	12	1.0	72,164	1.0	73,621	1.0	73,621
7079-Community Corrections Coordinator	18	1.0	82,201	1.0	52,310	1.0	52,310
7082-EM Case Manager	18	1.0	82,536	-	-	-	-
7122-Law Librarian I/Sheriff	16	6.0	383,011	7.0	435,171	7.0	435,171
7163-Asst Early Intervention Spec	24	1.0	101,549	1.0	101,549	1.0	101,549
7507-Correctional Rehab Worker&Inmate Grievance Process Supvs	20	2.0	164,500	3.0	230,729	3.0	230,729
7508-Customer Service Supervisor	20	2.0	162,418	2.0	165,696	2.0	165,696
7526-PREA Coordinator	20	1.0	85,140	1.0	90,390	1.0	90,390
7484-DOC Volunteer Program Coordinator	18	-	-	1.0	76,419	1.0	76,419
7490-Law Librarian & Grievance Supervisor	18	1.0	83,862	1.0	84,440	1.0	84,440
7496-Inmate Services Quality Improvement & Data Specialist	18	1.0	84,440	1.0	84,440	1.0	84,440
7700-Community Treatment Resource Specialist	20	3.0	195,018	-	-	-	-
7888-Senior Law Librarian-Sheriff	17	1.0	77,391	1.0	78,185	1.0	78,185
7937-Re-Entry Coordinator	14	3.0	161,208	1.0	62,138	1.0	62,138

PERSONAL SERVICES - SUMMARY OF POSITIONS BY PROGRAM AND JOB CODE

Job Code/Title	Grade	2021 Approved & Adopted		2022 Department Request		2022 President's Recommendation	
		FTE Pos.	Salaries	FTE Pos.	Salaries	FTE Pos.	Salaries
8605-Asst Exec Dir of HR - Sher	24	1.0	121,567	-	-	-	-
8613-Customer Svcs Specialist	16	2.0	107,424	2.0	109,593	2.0	109,593
8618-Dpty Dir of Inmate Svcs	23	1.0	97,119	1.0	99,075	1.0	99,075
8623-Dir of Inmate Svcs	24	1.0	104,040	1.0	104,040	1.0	104,040
8628-DOC Clinical Prog Mgr	20	-	-	1.0	62,912	1.0	62,912
8696-DOC Womens Prog Specialist	20	1.0	65,472	1.0	65,472	1.0	65,472
8825-DOC Program Manager - Men's Treatment Program	18	1.0	52,310	1.0	78,610	1.0	78,610
9161-Customer Service Specialist	18	-	-	1.0	58,688	1.0	58,688
9168-Director of Behavioral Health Programs	23	-	-	1.0	91,235	1.0	91,235
		102.0	\$6,702,106	97.0	\$6,293,404	97.0	\$6,293,404
16875-DOC Operational Support Command							
0012-Assistant Executive Director	24	4.0	417,690	3.0	327,910	3.0	327,910
0048-Administrative Assistant III	16	1.0	69,146	1.0	70,140	1.0	70,140
1351-Superintendent-DOC	24	2.0	216,240	6.0	631,000	6.0	631,000
1355-Correctional Lieutenant	CO3	1.0	102,621	1.0	103,526	1.0	103,526
1360-Correctional Officer	CO1	55.0	3,448,429	29.0	1,748,996	29.0	1,748,996
2365-Printer Lead	20	1.0	101,304	1.0	101,550	1.0	101,550
4112-Crim Research Anlyst II	16	1.0	57,030	1.0	58,181	1.0	58,181
5206-Deputy Director/Sheriff	20	-	-	1.0	83,179	1.0	83,179
5854-Deputy Director III	22	1.0	87,922	1.0	89,693	1.0	89,693
7092-Inmate Disciplinary Hearing Off	20	1.0	64,158	2.0	128,361	2.0	128,361
7116-Work Order Manager for DOC	18	1.0	84,440	1.0	84,440	1.0	84,440
7129-ADA Compliance Officer	20	1.0	79,828	1.0	81,440	1.0	81,440
7164-Asst Exec Dir - Div 4 6 8 RTU	22	1.0	119,646	1.0	119,646	1.0	119,646
7165-Assistant Executive Director for Community Corrections	24	1.0	119,646	-	-	-	-
7205-Executive Director of Operations	24	-	-	1.0	127,000	1.0	127,000
7471-Executive Asst DOC Chief of Ops and AED of Div. 9, 10, 11	16	1.0	73,064	1.0	73,064	1.0	73,064
7513-Deputy Director for Employee Veteran Affairs	20	1.0	92,522	1.0	92,522	1.0	92,522
7522-Inmate Disciplinary Hearing Officer	20	1.0	69,484	1.0	76,806	1.0	76,806
7485-Executive Asst for DOC Chief of Programs, AED of Cermak Div	18	1.0	71,321	1.0	72,759	1.0	72,759
7557-EM Deputy Director	24	1.0	121,567	-	-	-	-
7872-Executive Director for DOC Programs	24	-	-	1.0	132,600	1.0	132,600
8600-Director of Operational Compliance for Administration	24	1.0	127,969	-	-	-	-
8666-Sp Asst for Pub Policy - Sher	22	-	-	1.0	102,610	1.0	102,610
8711-DOC Employ Mgr HR Liaison	24	1.0	107,812	1.0	107,812	1.0	107,812
8956-Executive Director for DOC Operations	24	1.0	132,600	1.0	132,600	1.0	132,600
8969-Project Manager - Strategic Intelligence Unit	18	-	-	1.0	69,584	1.0	69,584
8973-Liaison to SAO, Judiciary, Pub Defender & Priv Attorney	24	1.0	96,900	1.0	96,900	1.0	96,900
9158-Assistant Executive Director of Administration	24	-	-	1.0	119,646	1.0	119,646
9177-PREA Compliance Officer	18	-	-	1.0	65,150	1.0	65,150
		80.0	\$5,861,341	62.0	\$4,897,117	62.0	\$4,897,117
18635-Adult Detention Housing- Receiving, Classification, and Property							
0047-Admin Assistant II	14	11.0	679,979	10.0	603,230	10.0	603,230
0048-Administrative Assistant III	16	1.0	72,555	-	-	-	-
1351-Superintendent-DOC	24	-	-	1.0	108,000	1.0	108,000
1355-Correctional Lieutenant	CO3	13.0	1,278,659	16.0	1,545,755	16.0	1,545,755
1360-Correctional Officer	CO1	371.0	26,729,245	390.0	27,120,862	390.0	27,120,862
1361-Correctional Sergeant	CO2	22.0	1,872,583	27.0	2,315,678	27.0	2,315,678
6645-Classification Specialist-Sher	16	-	-	1.0	70,006	1.0	70,006
6799-Clerk V (SEIU73)	12	4.0	214,727	3.0	162,641	3.0	162,641
7519-Director of Business & Trust Office	20	1.0	93,664	1.0	91,909	1.0	91,909

PERSONAL SERVICES - SUMMARY OF POSITIONS BY PROGRAM AND JOB CODE

Job Code/Title	Grade	2021 Approved & Adopted		2022 Department Request		2022 President's Recommendation	
		FTE Pos.	Salaries	FTE Pos.	Salaries	FTE Pos.	Salaries
		423.0	\$30,941,411	449.0	\$32,018,081	449.0	\$32,018,081
18680-Records							
0047-Admin Assistant II	14	17.0	899,119	15.0	832,412	15.0	832,412
0048-Administrative Assistant III	16	1.0	72,170	1.0	72,555	1.0	72,555
1309-Director of Records	20	1.0	73,536	1.0	75,020	1.0	75,020
1355-Correctional Lieutenant	CO3	8.0	798,727	8.0	801,579	8.0	801,579
1360-Correctional Officer	CO1	2.0	133,277	2.0	135,984	2.0	135,984
1361-Correctional Sergeant	CO2	10.0	863,645	7.0	594,866	7.0	594,866
4726-Executive Assistant I -Sheriff	16	1.0	49,251	1.0	50,242	1.0	50,242
4835-Admin Assistant I-Cnty Clk/Shf	14	47.0	2,848,732	46.0	2,816,724	46.0	2,816,724
4841-Clerk V-CNTY CLK/ROD/SHERIFF	12	1.0	54,752	1.0	54,752	1.0	54,752
5416-Quality Assurance Auditor	16	5.0	321,603	4.0	276,207	4.0	276,207
6657-Operations Manager	20	1.0	73,568	1.0	75,053	1.0	75,053
6837-Clerk IV-CLK/ROD/SHERIF SEIU73	12	1.0	52,612	1.0	53,138	1.0	53,138
7105-Records Quality Review Asstant	16	2.0	118,936	2.0	124,618	2.0	124,618
7134-Community Corrections Coordinator	18	1.0	79,934	-	-	-	-
7213-Supertndent Trust & Class	24	1.0	117,941	1.0	117,941	1.0	117,941
8725-Deputy Director of Business Intelligence & Applications	24	1.0	109,140	-	-	-	-
		100.0	\$6,666,942	91.0	\$6,081,091	91.0	\$6,081,091
20360-Transportation							
1355-Correctional Lieutenant	CO3	1.0	98,359	1.0	99,362	1.0	99,362
1360-Correctional Officer	CO1	18.0	1,167,640	17.0	1,120,074	17.0	1,120,074
1361-Correctional Sergeant	CO2	4.0	343,262	3.0	266,544	3.0	266,544
7774-Correctional Officer, Transportation	CS2	95.0	7,729,293	87.0	7,186,806	87.0	7,186,806
		118.0	\$9,338,554	108.0	\$8,672,786	108.0	\$8,672,786
15081-Inmate Programs - Behavioral Health							
0823-Counselor III	16	11.0	607,578	12.0	688,761	12.0	688,761
5853-Deputy Director II	20	1.0	73,769	1.0	75,260	1.0	75,260
7080-DOC Women's clinical Program Manager	20	1.0	75,140	1.0	76,670	1.0	76,670
7230-DOC EM Opioid Case Manager	18	1.0	59,887	1.0	61,114	1.0	61,114
7289-DOC Women's Progs Coordinator	18	1.0	55,169	1.0	56,312	1.0	56,312
7872-Executive Director for DOC Programs	24	1.0	120,415	-	-	-	-
7937-Re-Entry Coordinator	14	4.0	183,924	4.0	187,670	4.0	187,670
8629-DOC Dpty Dir of Women Srvs	20	1.0	93,760	1.0	95,657	1.0	95,657
8630-Dir of Mental Health Advo & Trtmt Response Team Prgms	24	1.0	123,973	-	-	-	-
8667-Sp Asst to 1st AED of Progs - Sher	18	2.0	157,175	2.0	160,105	2.0	160,105
8683-Deputy Director of Community Resource Center	18	1.0	84,440	-	-	-	-
8707-Asst Exec Dir of Progs	24	1.0	119,121	1.0	125,000	1.0	125,000
8733-LGBTQ Inmate Pop Prog Sp	24	1.0	56,661	1.0	56,661	1.0	56,661
8957-Executive Director of Community Resource Center	24	1.0	93,636	-	-	-	-
		28.0	\$1,904,648	25.0	\$1,583,211	25.0	\$1,583,211
15082-Inmate Programs - Mental Health Transition Center							
0823-Counselor III	16	3.0	192,553	3.0	198,793	3.0	198,793
7281-Deputy Director of Mental Health Transition Center	18	1.0	84,440	1.0	62,912	1.0	62,912
7540-Community Recovery Specialist	23	1.0	93,581	1.0	95,488	1.0	95,488
7885-Men's Clinical Social Worker	16	1.0	48,258	1.0	49,253	1.0	49,253
8602-MHTC Project Mgr - Sher	18	1.0	75,116	1.0	76,670	1.0	76,670
8690-DOC Educational Program Specialist	19	1.0	92,369	1.0	92,371	1.0	92,371
		8.0	\$586,316	8.0	\$575,486	8.0	\$575,486
15083-Inmate Programs - Sheriff's Antiviolence Effort (SAVE)							
0048-Administrative Assistant III	16	1.0	71,522	1.0	72,555	1.0	72,555

PERSONAL SERVICES - SUMMARY OF POSITIONS BY PROGRAM AND JOB CODE

Job Code/Title	Grade	2021 Approved & Adopted		2022 Department Request		2022 President's Recommendation	
		FTE Pos.	Salaries	FTE Pos.	Salaries	FTE Pos.	Salaries
0823-Counselor III	16	5.0	297,031	4.0	240,391	4.0	240,391
7076-Senior Disciplinary Officer	24	1.0	69,677	-	-	-	-
7230-DOC EM Opioid Case Manager	18	1.0	59,887	1.0	61,114	1.0	61,114
7474-Men's Program Specialist	16	1.0	56,502	1.0	57,676	1.0	57,676
7937-Re-Entry Coordinator	14	1.0	46,947	1.0	47,905	1.0	47,905
		10.0	\$601,567	8.0	\$479,640	8.0	\$479,640
15084-Inmate Programs - Restoration and Enrichment							
4728-Executive Asst III Sheriff	20	1.0	73,765	1.0	75,256	1.0	75,256
5800-Administrative Support IV	16	1.0	70,433	1.0	70,433	1.0	70,433
5863-Project Manager Office Lead	18	-	-	1.0	52,867	1.0	52,867
6109-Project Manager II-Sheriff	20	-	-	1.0	74,935	1.0	74,935
6383-Education Coordinator	18	2.0	121,900	2.0	123,192	2.0	123,192
7285-DOC Religious Srvs Coordinator	20	1.0	71,101	1.0	72,577	1.0	72,577
7467-DOC Men's Program Specialist	16	1.0	56,527	1.0	57,699	1.0	57,699
7484-DOC Volunteer Program Coordinator	18	1.0	64,033	1.0	65,363	1.0	65,363
7637-Religious Services Specialist	18	1.0	62,759	1.0	64,063	1.0	64,063
7937-Re-Entry Coordinator	14	1.0	56,872	1.0	55,261	1.0	55,261
8631-Dir of Inmate Programs	20	1.0	88,550	1.0	90,390	1.0	90,390
8633-DOC Prog Mgr - Collg Educational Progs	20	1.0	77,012	1.0	78,608	1.0	78,608
8658-Prog Facilitator - Sher	16	1.0	66,451	2.0	118,535	2.0	118,535
8659-DOC Program Mgr - Urban Farming & Vocational Programming	20	1.0	92,158	1.0	94,070	1.0	94,070
8691-DOC Proj Mgr	18	1.0	65,326	1.0	75,717	1.0	75,717
8697-DOC Rest Prog Facilitator I	20	1.0	72,188	1.0	73,657	1.0	73,657
8698-DOC Restor Prog Facilitator II	22	1.0	90,668	1.0	92,523	1.0	92,523
8966-Education Coordinator	18	1.0	62,765	1.0	64,070	1.0	64,070
		17.0	\$1,192,508	20.0	\$1,399,217	20.0	\$1,399,217
15089-Behavioral Health- Community Resource Center							
0823-Counselor III	16	-	-	3.0	196,812	3.0	196,812
7086-Evictions Social Services Rep	18	-	-	1.0	62,112	1.0	62,112
7125-Evictions Navigator	18	-	-	1.0	63,503	1.0	63,503
7501-Evictions Manager Partnership Development	18	-	-	1.0	84,440	1.0	84,440
7879-Evictions Intake Specialist	18	-	-	1.0	63,257	1.0	63,257
7909-Domestic Violence Specialist-Sheriff	14	-	-	1.0	42,654	1.0	42,654
8664-Evictions Admin Assistant	18	-	-	1.0	84,440	1.0	84,440
8957-Executive Director of Community Resource Center	24	-	-	1.0	93,636	1.0	93,636
8967-Evictions Services on the Scene SOS Specialist	16	-	-	1.0	54,308	1.0	54,308
9163-Deputy Director of Community Resource Center	20	-	-	1.0	91,823	1.0	91,823
		-	-	12.0	\$836,985	12.0	\$836,985
Total Salaries and Positions		3,480.0	\$253,700,341	3,423.0	\$247,219,914	3,423.0	\$247,219,914
Turnover Adjustment		-	(22,833,031)	-	(23,874,661)	-	(23,874,661)
Operating Fund Totals		3,480.0	\$230,867,310	3,423.0	\$223,345,253	3,423.0	\$223,345,253

PERSONAL SERVICES - SUMMARY OF POSITIONS BY GRADE

Salary Grade	2021 Approved & Adopted		2022 Department Request		2022 President's Recommendation	
	FTE Pos.	Salaries	FTE Pos.	Salaries	FTE Pos.	Salaries
12	18.0	968,490	15.0	811,140	15.0	811,140
14	115.0	6,620,571	111.0	6,425,663	111.0	6,425,663
15	1.0	65,926	1.0	67,330	1.0	67,330
16	63.0	3,928,790	62.0	3,862,059	62.0	3,862,059
17	3.0	225,026	3.0	226,624	3.0	226,624
18	26.0	1,822,889	35.0	2,393,948	35.0	2,393,948
19	1.0	92,369	1.0	92,371	1.0	92,371
20	27.0	2,115,973	30.0	2,382,857	30.0	2,382,857
22	3.0	298,236	4.0	404,472	4.0	404,472
23	2.0	190,700	3.0	285,797	3.0	285,797
24	30.0	3,294,959	29.0	3,178,747	29.0	3,178,747
CO1	2,799.0	200,310,276	2,720.0	191,590,395	2,720.0	191,590,395
CO2	172.0	14,548,581	176.0	14,889,416	176.0	14,889,416
CO3	102.0	9,961,190	123.0	11,868,439	123.0	11,868,439
CS2	111.0	8,965,528	103.0	8,444,429	103.0	8,444,429
X09	6.0	245,726	6.0	248,872	6.0	248,872
X14	1.0	45,110	1.0	47,353	1.0	47,353
Total Salaries and Positions	3,480.0	\$253,700,341	3,423.0	\$247,219,914	3,423.0	\$247,219,914
Turnover Adjustment		-\$ (22,833,031)		-\$ (23,874,661)		-\$ (23,874,661)
Operating Funds Total	3,480.0	\$230,867,310	3,423.0	\$223,345,253	3,423.0	\$223,345,253

MISSION

The Merit Board is responsible for certifying applicants to become eligible for appointment consideration for the Correctional Officer position as well as promotions and has the authority to conduct hearings on disciplinary matters involving Sheriff's Office employees with Merit Rank.

MANDATES

55 ILCS 5/3-7002

Cook County Sheriff's Merit Board Rules and Regulations

OPERATIONAL HIGHLIGHTS: 2021 INITIATIVES AND OUTCOMES

In 2021, the Sheriff's Merit Board ensured that the certification, promotional and disciplinary processes were conducted equitably and in conformance with the Cook County Sheriff's Merit Board Rules and Regulations for all sworn, merit rank employees and applicants.

From March 2020 to present, the Merit Board implemented electronic filings and the utilization of the Webex platform for Merit Board proceedings and meetings to expedite hearings and decisions.

OPERATIONAL OPPORTUNITIES: 2022 INITIATIVES AND GOALS

In 2022, the Sheriff's Merit Board will continue to create a certified roster of eligible applicants for pre-hire Correctional Officer positions to become eligible for appointment to the Cook County Sheriff's Office.

In 2022, the Merit Board's implementation of electronic filings and the utilization of the Webex platform for Merit Board proceedings will continue to expedite hearings and decisions.

In 2022, the Sheriff's Merit Board will also conduct a fair and equitable promotional examination process for supervisory merit rank positions for the Sheriff's Police Department, Cook County Department of Corrections, and Court Services Department.

Performance Metric Name	2019 Actual	2020 Actual	2021 Target	2021 Projection	2022 Target
Applicant Testing	1,583	2,050	2,000	2,668	2,700
Applicant testing per administrative staff person	792	513	500	672	675
Number of hearings and trials	955	604	1,000	688	700
Proceedings per Merit Board Member	159	86	143	113	140
Percentage of cases closed	39%	6%	15%	13%	15%

BUDGET HIGHLIGHTS

- The Merit Board is committed to conducting a fair and equitable promotional exam process.
- The Merit Board will process applicants to ensure the Sheriff's Office can meet staffing needs.

Fund Category	Appropriations (\$ thousands)			
	2019 Adopted	2020 Adopted	2021 Adopted	2022 Recommended
Public Safety Fund	2,068	1,385	1,606	1,719
Total Funds	2,068	1,385	1,606	1,719
Expenditures by Type				
Personnel	1,307	1,105	1,281	1,447
Non Personnel	760	279	325	273
Total Funds	2,068	1,385	1,606	1,719
FTE Positions	19.0	17.0	19.0	21.0

Program Description	2021		2022	
	FTE Pos.	Adopted	FTE Pos.	Appropriation
10155-Administration Supervises departmental operations and manages administrative functions.	3.0	577,794	4.0	618,230
11700-Merit Board Proceedings Facilitates Merit Board proceedings such as hearings, trials, decisions, and meetings.	16.0	1,028,336	17.0	1,101,228
Total	19.0	1,606,131	21.0	1,719,459

DISTRIBUTION BY APPROPRIATION CLASSIFICATION

Account	2021 Approved & Adopted	Department Request	President's Recommendation	Difference
Personal Services				
501005-Salaries and Wages of Employees With Benefits	1,089,933	1,212,089	1,212,089	122,156
501165-Planned Salary Adjustment	2,800	2,800	2,800	0
501510-Mandatory Medicare Cost	16,636	18,500	18,500	1,864
501585-Insurance Benefits	168,700	212,437	212,437	43,737
501765-Professional Develop/Fees	3,200	800	800	(2,400)
Personal Services Total	1,281,269	1,446,626	1,446,626	165,357
Contractual Service				
520149-Communication Services	432	433	433	1
520259-Postage	2,100	2,100	2,100	0
520609-Advertising and Promotions	0	1,800	1,800	1,800
520825-Professional Services	215,377	163,177	163,177	(52,200)
Contractual Service Total	217,909	167,510	167,510	(50,399)
Supplies & Materials				
530170-Institutional Supplies	4,000	4,000	4,000	0
Supplies & Materials Total	4,000	4,000	4,000	0
Operations & Maintenance				
540129-Maintenance and Subscription Services	500	500	500	0
540345-Property Maintenance and Operations	66,498	64,868	64,868	(1,630)
Operations & Maintenance Total	66,998	65,368	65,368	(1,630)
Rental & Leasing				
550005-Office and Data Processing Equip Rental	1,600	1,600	1,600	0
550029-Countywide Office and Data Processing Equip Rental	1,023	1,023	1,023	0
Rental & Leasing Total	2,623	2,623	2,623	0
Contingencies & Special Purpose				
580031-Reimbursement Designated Fund	33,332	33,332	33,332	0
Contingencies & Special Purpose Total	33,332	33,332	33,332	0
Operating Funds Total	1,606,131	1,719,459	1,719,459	113,328

PERSONAL SERVICES - SUMMARY OF POSITIONS BY PROGRAM AND JOB CODE

Job Code/Title	Grade	2021 Approved & Adopted		2022 Department Request		2022 President's Recommendation	
		FTE Pos.	Salaries	FTE Pos.	Salaries	FTE Pos.	Salaries
10155-Administration							
0048-Administrative Assistant III	16	1.0	71,439	1.0	72,555	1.0	72,555
0573-Court Reporter III	19	1.0	89,928	1.0	91,743	1.0	91,743
5798-Administrative Support II	14	1.0	63,542	1.0	63,542	1.0	63,542
5800-Administrative Support IV	16	-	-	1.0	66,498	1.0	66,498
		3.0	\$224,909	4.0	\$294,337	4.0	\$294,337
11700-Merit Board Proceedings							
0098-Chairman-Sheriff's Merit Bd		1.0	32,315	1.0	32,315	1.0	32,315
0099-Merit Board Member		6.0	158,384	6.0	158,384	6.0	158,384
0109-Executive Director	24	1.0	129,441	1.0	129,441	1.0	129,441
1333-Deputy Sheriff II	D2	3.0	235,783	3.0	235,780	3.0	235,780
5802-Administrative Support VI	18	1.0	84,440	1.0	84,440	1.0	84,440
7091-Hiring Investigator	18	1.0	67,701	3.0	199,365	3.0	199,365
7460-Strategic Initiative & Compliance Officer	18	3.0	214,325	2.0	141,820	2.0	141,820
		16.0	\$922,389	17.0	\$981,545	17.0	\$981,545
Total Salaries and Positions		19.0	\$1,147,298	21.0	\$1,275,883	21.0	\$1,275,883
Turnover Adjustment		-	(57,365)	-	(63,794)	-	(63,794)
Operating Fund Totals		19.0	\$1,089,933	21.0	\$1,212,089	21.0	\$1,212,089

PERSONAL SERVICES - SUMMARY OF POSITIONS BY GRADE

Salary Grade	2021 Approved & Adopted		2022 Department Request		2022 President's Recommendation	
	FTE Pos.	Salaries	FTE Pos.	Salaries	FTE Pos.	Salaries
14	1.0	63,542	1.0	63,542	1.0	63,542
16	1.0	71,439	2.0	139,052	2.0	139,052
18	5.0	366,466	6.0	425,625	6.0	425,625
19	1.0	89,928	1.0	91,743	1.0	91,743
24	1.0	129,441	1.0	129,441	1.0	129,441
D2	3.0	235,783	3.0	235,780	3.0	235,780
	7.0	190,699	7.0	190,699	7.0	190,699
Total Salaries and Positions	19.0	\$1,147,298	21.0	\$1,275,883	21.0	\$1,275,883
Turnover Adjustment	-	\$(57,365)	-	\$(63,794)	-	\$(63,794)
Operating Funds Total	19.0	\$1,089,933	21.0	\$1,212,089	21.0	\$1,212,089

DISTRIBUTION BY APPROPRIATION CLASSIFICATION

Account	2021 Approved & Adopted	Department Request	President's Recommendation	Difference
Personal Services				
501005-Salaries and Wages of Employees With Benefits	3,552,354	4,556,578	4,556,578	1,004,224
501210-Planned Overtime Compensation	300,000	300,000	300,000	0
501225-Planned Benefit Adjustment	412,816	565,800	565,800	152,984
501510-Mandatory Medicare Cost	53,102	68,114	68,114	15,012
501585-Insurance Benefits	600,576	1,042,375	1,042,375	441,799
501765-Professional Develop/Fees	16,750	17,600	17,600	850
Personal Services Total	4,935,598	6,550,466	6,550,466	1,614,869
Operations & Maintenance				
540129-Maintenance and Subscription Services	1,004	1,004	1,004	0
Operations & Maintenance Total	1,004	1,004	1,004	0
Rental & Leasing				
550005-Office and Data Processing Equip Rental	750	750	750	0
550029-Countywide Office and Data Processing Equip Rental	1,233	1,233	1,233	0
Rental & Leasing Total	1,983	1,983	1,983	0
Capital Equipment and Improvements				
560260-Vehicle Equipment and Supplies	-	120,000	120,000	120,000
Capital Equipment and Improvements Total	-	120,000	120,000	120,000
Contingencies & Special Purpose				
580031-Reimbursement Designated Fund	-	180,000	180,000	180,000
580050-Cook County Administration	54,906	-	-	(54,906)
580379-Appropriation Adjustments	(2,301,513)	(3,302,852)	(3,302,852)	(1,001,339)
580419-Appropriation Transfer	(214,556)	(221,164)	(221,164)	(6,608)
Contingencies & Special Purpose Total	(2,461,163)	(3,344,016)	(3,344,016)	(882,853)
Operating Funds Total	2,477,422	3,329,437	3,329,437	852,016

PERSONAL SERVICES - SUMMARY OF POSITIONS BY PROGRAM AND JOB CODE

Job Code/Title	Grade	2021 Approved & Adopted		2022 Department Request		2022 President's Recommendation	
		FTE Pos.	Salaries	FTE Pos.	Salaries	FTE Pos.	Salaries
28640-InterGov Emergency Telephone (BS)							
0648-Director of Operations	24	1.0	117,300	1.0	122,750	1.0	122,750
1039-Executive Director - Sheriff	24	-	-	1.0	132,779	1.0	132,779
4733-Telecommunicator-Sheriff	17	5.0	340,939	5.0	355,499	5.0	355,499
4734-Telecommunicator Supervisor	19	8.0	692,063	5.0	441,357	5.0	441,357
7136-Admin Analyst III-Sheriff	21	2.0	205,055	4.0	374,525	4.0	374,525
7137-Admin Analyst IV-Sheriff	22	2.0	237,623	1.0	120,729	1.0	120,729
7138-Admin Analyst V-Sheriff	23	1.0	126,786	1.0	126,786	1.0	126,786
8067-Director of Support Services	24	-	-	1.0	120,000	1.0	120,000
		19.0	\$1,719,767	19.0	\$1,794,424	19.0	\$1,794,424
11948-Municipal Dispatch Services							
1039-Executive Director - Sheriff	24	1.0	130,000	-	-	-	-
4733-Telecommunicator-Sheriff	17	26.0	1,745,446	38.0	2,545,500	38.0	2,545,500
4734-Telecommunicator Supervisor	19	1.0	67,007	4.0	357,578	4.0	357,578
		28.0	\$1,942,454	42.0	\$2,903,078	42.0	\$2,903,078
Total Salaries and Positions		47.0	\$3,662,220	61.0	\$4,697,503	61.0	\$4,697,503
Turnover Adjustment		-	(109,867)	-	(140,925)	-	(140,925)
Operating Fund Totals		47.0	\$3,552,354	61.0	\$4,556,578	61.0	\$4,556,578

PERSONAL SERVICES - SUMMARY OF POSITIONS BY GRADE

Salary Grade	2021 Approved & Adopted		2022 Department Request		2022 President's Recommendation	
	FTE Pos.	Salaries	FTE Pos.	Salaries	FTE Pos.	Salaries
17	31.0	2,086,385	43.0	2,900,999	43.0	2,900,999
19	9.0	759,070	9.0	798,935	9.0	798,935
21	2.0	205,055	4.0	374,525	4.0	374,525
22	2.0	237,623	1.0	120,729	1.0	120,729
23	1.0	126,786	1.0	126,786	1.0	126,786
24	2.0	247,300	3.0	375,529	3.0	375,529
Total Salaries and Positions	47.0	\$3,662,220	61.0	\$4,697,503	61.0	\$4,697,503
Turnover Adjustment	-	\$(109,867)	-	\$(140,925)	-	\$(140,925)
Operating Funds Total	47.0	\$3,552,354	61.0	\$4,556,578	61.0	\$4,556,578

DISTRIBUTION BY APPROPRIATION CLASSIFICATION

Account	2021 Approved & Adopted	Department Request	President's Recommendation	Difference
Capital Equipment and Improvements				
560260-Vehicle Equipment and Supplies	203,388	-	-	(203,388)
Capital Equipment and Improvements Total	203,388	-	-	(203,388)
Contingencies & Special Purpose				
580050-Cook County Administration	22,997	-	-	(22,997)
Contingencies & Special Purpose Total	22,997	-	-	(22,997)
Operating Funds Total	226,385	0	0	(226,385)

DISTRIBUTION BY APPROPRIATION CLASSIFICATION

Account	2021 Approved & Adopted	Department Request	President's Recommendation	Difference
Contingencies & Special Purpose				
580031-Reimbursement Designated Fund	75,000	75,000	75,000	0
Contingencies & Special Purpose Total	75,000	75,000	75,000	0
Operating Funds Total	75,000	75,000	75,000	0

DISTRIBUTION BY APPROPRIATION CLASSIFICATION

Account	2021 Approved & Adopted	Department Request	President's Recommendation	Difference
Contractual Service				
520670-Purchased Services Not Otherwise Classified	75,000	75,000	75,000	0
Contractual Service Total	75,000	75,000	75,000	0
Supplies & Materials				
530170-Institutional Supplies	25,000	25,000	25,000	0
Supplies & Materials Total	25,000	25,000	25,000	0
Operating Funds Total	100,000	100,000	100,000	0

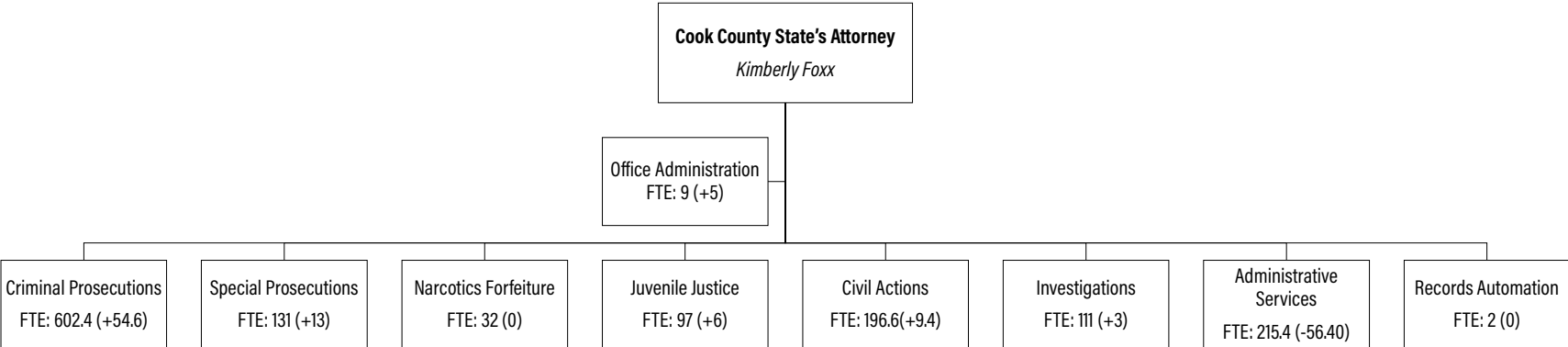
DISTRIBUTION BY APPROPRIATION CLASSIFICATION

Account	2021 Approved & Adopted	Department Request	President's Recommendation	Difference
Supplies & Materials				
530100-Wearing Apparel	35,166	-	-	(35,166)
530170-Institutional Supplies	210,999	100,000	100,000	(110,999)
530785-Medical, Dental and Laboratory Supplies	35,166	30,000	30,000	(5,166)
Supplies & Materials Total	281,332	130,000	130,000	(151,332)
Operations & Maintenance				
540129-Maintenance and Subscription Services	351,664	135,000	135,000	(216,664)
Operations & Maintenance Total	351,664	135,000	135,000	(216,664)
Contingencies & Special Purpose				
580339-Contingencies For Investing	70,333	70,000	70,000	(333)
Contingencies & Special Purpose Total	70,333	70,000	70,000	(333)
Operating Funds Total	703,329	335,000	335,000	(368,329)

DISTRIBUTION BY APPROPRIATION CLASSIFICATION

Account	2021 Approved & Adopted	Department Request	President's Recommendation	Difference
Supplies & Materials				
530170-Institutional Supplies	9,159	5,000	5,000	(4,159)
530785-Medical, Dental and Laboratory Supplies	16,029	5,000	5,000	(11,029)
Supplies & Materials Total	25,188	10,000	10,000	(15,188)
Contingencies & Special Purpose				
580339-Contingencies For Investing	20,608	15,000	15,000	(5,608)
Contingencies & Special Purpose Total	20,608	15,000	15,000	(5,608)
Operating Funds Total	45,796	25,000	25,000	(20,796)





BUREAU

BUREAU SUMMARY OF APPROPRIATIONS AND POSITIONS
BUREAU DISTRIBUTION BY APPROPRIATION CLASSIFICATION

DEPARTMENTS

DEPARTMENT OVERVIEW
DEPARTMENT BUDGET
DISTRIBUTION BY APPROPRIATION CLASSIFICATION
PERSONAL SERVICES, SUMMARY OF POSITIONS
SUMMARY OF POSITIONS BY GRADE

STATE'S ATTORNEY

1250 STATE'S ATTORNEY	P-7
1250 STATE'S ATTORNEY - NARCOTICS FORFEITURE	P-16
1250 STATE'S ATTORNEY - RECORDS AUTOMATION FUND	P-19
1250 AMERICAN RESCUE PLAN ACT (ARPA) FUND	P-22

SUMMARY OF APPROPRIATIONS

Department and Title	2021 Approved & Adopted	Department Request	President's Recommendation	Difference
Public Safety Fund				
1250-State's Attorney	133,689,550	138,510,797	138,510,797	4,821,247
Public Safety Fund Total	\$133,689,550	\$138,510,797	\$138,510,797	\$4,821,247
General Funds Total	\$133,689,550	\$138,510,797	\$138,510,797	\$4,821,247
Special Purpose Funds				
11252-State's Attorney Narcotics Forfeiture	2,825,708	2,587,996	2,587,996	(237,712)
11271-State's Attorney Records Automation Fund	256,570	256,971	256,971	401
11286-American Rescue Plan Act (ARPA) Fund	-	526,335	526,335	526,335
Special Purpose Funds Total	\$3,082,278	\$3,371,302	\$3,371,302	\$289,024
Restricted				
G53550-Grant 2018 Gun Crime Strategies TF	185,000	-	-	(185,000)
G53582-2018 SAO Equitable Sharing Program - Treasury	1,082,550	1,200,000	1,200,000	117,450
G53583-2018 SAO Equitable Sharing Program - Justice	2,344,759	2,558,699	2,558,699	213,940
G53605-Grant 2019 SAO Internet Crimes against Children	210,249	0	0	(210,249)
G53606-Grant 2019 SAO Law Enforcement Prosecution and County Victim Assistance	187,040	-	-	(187,040)
G53723-Grant 2018 SAO Human Trafficking Task Force	169,551	74,124	74,124	(95,428)
G53744-Grant 2020 SAO Appellate Assistance	2,461,585	-	-	(2,461,585)
G53745-Grant 2020 SAO Title IV-D STATE	5,781,064	2,878,062	2,878,062	(2,903,001)
G53746-Grant 2020 SAO Title IV-D FED	11,222,066	4,736,473	4,736,473	(6,485,593)
G53747-Grant 2020 SAO Complex Drug Prosecution	571,103	-	-	(571,103)
G53748-Grant 2020 SAO Community Justice Center	196,346	-	-	(196,346)
G53749-Grant 2020 SAO Human Trafficking Coordinator	75,362	-	-	(75,362)
G53750-Grant 2020 SAO Victim Sensitive Interview IAG	100,429	-	-	(100,429)
G53777-Grant 2020 SAO Domestic Violence MDT	18,364	-	-	(18,364)
G53778-Grant 2020 SAO Sexual Assault MDT	42,024	-	-	(42,024)
G53818-Grant 2019 SAO Combating Violence Crime	201,458	-	-	(201,458)
G53823-Grant 2019 SAO Intellectual Property Enforcement Program	186,925	-	-	(186,925)
G53824-Grant 2019 Improving Criminal Justice Response to Sexual Assault	546,109	335,348	335,348	(210,761)
G53825-Grant 2019 SAO Justice Reinvestment Program	793,064	0	0	(793,064)
G53826-Grant 2020 SAO Prosecuting Cold Cases DNA Program	295,603	130,238	130,238	(165,365)
G53845-Grant 2020 SAO Facility Dog Program	7,000	0	0	(7,000)
G53847-Grant 2020 SAO Post Conviction DNA Grant	469,585	32,836	32,836	(436,750)
G53849-Grant 2020 OCJ Safety Justice Challenge	190,891	-	-	(190,891)
G53896-Grant 2021 SAO Community Justice Center	265,414	-	-	(265,414)
G53897-Grant 2021 SAO Law Enforcement Prosecution&County Victim Assist	2,895,269	104,049	104,049	(2,791,220)
G53898-Grant 2021 SAO Skokie Adult Drug Treatment Court	400,000	75,421	75,421	(324,579)
G53899-Grant 2021 SAO Human Trafficking Coordinator	200,971	-	-	(200,971)
G53900-Grant 2021 SAO Sexual Assault/Domestic Violence Specialist	21,670	-	-	(21,670)
G53901-Grant 2021 SAO Hidden Victim Support Group	10,800	-	-	(10,800)
G53902-Grant 2021 SAO Domestic Violence MDT	225,204	25,533	25,533	(199,671)
G53903-Grant 2021 SAO Sexual Assault MDT	487,462	40,271	40,271	(447,191)
G53905-Grant 2021 SAO Internet Crimes Against Children	812,460	261,926	261,926	(550,534)
G53906-Grant 2021 SAO Project Safe Neighborhoods	200,000	-	-	(200,000)
G53907-Grant 2021 SAO Human Trafficking Task Force	1,000,000	-	-	(1,000,000)
G53909-Grant 2021 SAO Intellectual Property Enforcement Program	273,393	400,003	400,003	126,610
G53910-Grant 2021 SAO Complex Drug Prosecution	806,854	579,643	579,643	(227,211)
G53913-Grant 2021 SAO Appellate Asst	3,400,000	2,042,179	2,042,179	(1,357,821)
G53914-Grant 2021 SAO Walgreens	6,000	-	-	(6,000)
G53917-Grant 2021 SAO IL DCFS-Child Sexual Abuse Specialist	37,932	-	-	(37,932)

SUMMARY OF APPROPRIATIONS

Department and Title	2021 Approved & Adopted	Department Request	President's Recommendation	Difference
G53918-Grant 2021 SAO IL Attorney General Child Sexual Abuse Specialist	18,600	57,940	57,940	39,340
G53975-Grant 2020 SAO Criminal Tax Fraud Program	408,155	-	-	(408,155)
G53976-Grant 2020 SAO Motor Vehicle Grant	409,667	-	-	(409,667)
G54005-Grant 2020 SAO Child Sexual Abuse Specialist	29,018	-	-	(29,018)
G54007-Grant 2020 SAO VCVA - Hidden Victim Grant	10,500	-	-	(10,500)
G54037-Grant 2021 SAO Sexual Assault MDT - CM	-	12,924	12,924	12,924
G54038-Grant 2021 SAO Domestic Violence MDT - CM	-	10,025	10,025	10,025
G54071-Grant 2022 SAO Justice Reinvestment Program	-	93,822	93,822	93,822
G54072-Grant 2022 SAO Improving Criminal Respn to Sexual Assault	-	1,047,219	1,047,219	1,047,219
G54074-Grant 2022 SAO Sexual Assault MDT	-	486,997	486,997	486,997
G54075-Grant 2022 SAO Sexual Assault MDT - CM	-	156,979	156,979	156,979
G54076-Grant 2022 SAO Domestic Violence MDT	-	311,343	311,343	311,343
G54077-Grant 2022 SAO Domestic Violence MDT - CM	-	120,286	120,286	120,286
G54078-Grant 2022 SAO Law Enforcement Prosecution & County Victim Assist	-	1,262,489	1,262,489	1,262,489
G54079-Grant 2022 SAO Post Conviction DNA Grant	-	534,060	534,060	534,060
G54080-Grant 2022 SAO Victims of Crime Act Multi-Victim	-	324,497	324,497	324,497
G54081-Grant 2022 SAO Victim of Crime Act Multi-Victim - CM	-	70,609	70,609	70,609
G54083-Grant 2022 SAO Innov Prosecution Soln for Combat Violence Crime	-	394,411	394,411	394,411
G54084-Grant 2022 SAO Human Trafficking Task Force	-	837,452	837,452	837,452
G54085-Grant 2022 SAO Human Trafficking Task Force CM	-	250,000	250,000	250,000
G54087-Grant 2022 SAO Skokie Adult Drug Treatment Court	-	206,274	206,274	206,274
G54088-Grant 2022 SAO Criminal Tax Fraud Program	-	248,514	248,514	248,514
G54091-Grant 2022 SAO Child Sexual Abuse Specialist	-	42,489	42,489	42,489
G54095-Grant 2022 SAO Title IV-D Child Support Enforcement FED	-	14,147,162	14,147,162	14,147,162
G54096-Grant 2022 SAO Title IV-D Child Support Enforcement STE	-	7,292,138	7,292,138	7,292,138
G54097-Grant 2022 SAO Illinois Statewide Auto Theft Task Force	-	811,842	811,842	811,842
G54098-Grant 2022 SAO Complex Drug Prosecution	-	287,831	287,831	287,831
G54099-Grant 2022 SAO Appellate Assist	-	1,506,003	1,506,003	1,506,003
Restricted Total	\$39,257,496	\$45,988,110	\$45,988,110	\$6,730,614
Total Appropriations	\$176,029,324	\$187,870,209	\$187,870,209	\$11,840,885

SUMMARY OF POSITIONS

Department and Title	2021 Approved Positions	2022 Department Request	2022 President's Recommendation	Difference
Public Safety Fund				
1250-State's Attorney	1,170.4	1,205.0	1,205.0	34.7
Public Safety Fund Total	1,170.4	1,205.0	1,205.0	34.7
General Funds Total	1,170.4	1,205.0	1,205.0	34.7
Special Purpose Funds				
11252-State's Attorney Narcotics Forfeiture	32.0	32.0	32.0	-
11271-State's Attorney Records Automation Fund	2.0	2.0	2.0	-
Special Purpose Funds Total	34.0	34.0	34.0	-
Special Revenue Fund Total	34.0	34.0	34.0	-
Restricted				
G53605-Grant 2019 SAO Internet Crimes against Children	2.4	-	-	(2.4)
G53606-Grant 2019 SAO Law Enforcement Prosecution and County Victim Assistance	1.8	-	-	(1.8)
G53723-Grant 2018 SAO Human Trafficking Task Force	1.6	1.0	1.0	(0.6)
G53744-Grant 2020 SAO Appellate Assistance	19.0	-	-	(19.0)
G53745-Grant 2020 SAO Title IV-D STATE	28.9	16.7	16.7	(12.2)
G53746-Grant 2020 SAO Title IV-D FED	56.1	32.4	32.4	(23.7)
G53747-Grant 2020 SAO Complex Drug Prosecution	5.7	-	-	(5.7)
G53748-Grant 2020 SAO Community Justice Center	2.9	-	-	(2.9)
G53749-Grant 2020 SAO Human Trafficking Coordinator	0.6	-	-	(0.6)
G53750-Grant 2020 SAO Victim Sensitive Interview IAG	1.0	-	-	(1.0)
G53777-Grant 2020 SAO Domestic Violence MDT	0.2	-	-	(0.2)
G53778-Grant 2020 SAO Sexual Assault MDT	0.4	-	-	(0.4)
G53818-Grant 2019 SAO Combating Violence Crime	1.0	-	-	(1.0)
G53823-Grant 2019 SAO Intellectual Property Enforcement Program	1.6	-	-	(1.6)
G53824-Grant 2019 Improving Criminal Justice Response to Sexual Assault	2.0	1.6	1.6	(0.4)
G53825-Grant 2019 SAO Justice Reinvestment Program	1.0	-	-	(1.0)
G53826-Grant 2020 SAO Prosecuting Cold Cases DNA Program	1.0	1.0	1.0	-
G53847-Grant 2020 SAO Post Conviction DNA Grant	4.0	0.2	0.2	(3.8)
G53849-Grant 2020 OCJ Safety Justice Challenge	2.0	-	-	(2.0)
G53896-Grant 2021 SAO Community Justice Center	2.1	-	-	(2.1)
G53897-Grant 2021 SAO Law Enforcement Prosecution&County Victim Assist	22.2	1.8	1.8	(20.4)
G53898-Grant 2021 SAO Skokie Adult Drug Treatment Court	1.0	1.0	1.0	-
G53899-Grant 2021 SAO Human Trafficking Coordinator	0.4	-	-	(0.4)
G53902-Grant 2021 SAO Domestic Violence MDT	2.8	0.2	0.2	(2.5)
G53903-Grant 2021 SAO Sexual Assault MDT	4.6	0.5	0.5	(4.2)
G53905-Grant 2021 SAO Internet Crimes Against Children	0.6	3.0	3.0	2.4
G53906-Grant 2021 SAO Project Safe Neighborhoods	2.0	-	-	(2.0)
G53907-Grant 2021 SAO Human Trafficking Task Force	0.4	-	-	(0.4)
G53909-Grant 2021 SAO Intellectual Property Enforcement Program	0.4	2.0	2.0	1.6
G53910-Grant 2021 SAO Complex Drug Prosecution	1.3	5.7	5.7	4.3
G53913-Grant 2021 SAO Appellate Asst	14.0	22.5	22.5	8.5
G53918-Grant 2021 SAO IL Attorney General Child Sexual Abuse Specialist	-	0.6	0.6	0.6
G53975-Grant 2020 SAO Criminal Tax Fraud Program	4.0	-	-	(4.0)
G53976-Grant 2020 SAO Motor Vehicle Grant	4.0	-	-	(4.0)
G54071-Grant 2022 SAO Justice Reinvestment Program	-	1.0	1.0	1.0
G54072-Grant 2022 SAO Improving Criminal Respn to Sexual Assault	-	0.4	0.4	0.4

SUMMARY OF POSITIONS

Department and Title	2021 Approved Positions	2022 Department Request	2022 President's Recommendation	Difference
G54074-Grant 2022 SAO Sexual Assault MDT	-	5.5	5.5	5.5
G54076-Grant 2022 SAO Domestic Violence MDT	-	2.8	2.8	2.8
G54078-Grant 2022 SAO Law Enforcement Prosecution & County Victim Assist	-	21.2	21.2	21.2
G54079-Grant 2022 SAO Post Conviction DNA Grant	-	2.8	2.8	2.8
G54080-Grant 2022 SAO Victims of Crime Act Multi-Victim	-	3.0	3.0	3.0
G54083-Grant 2022 SAO Innov Prosecution Soln for Combat Violence Crime	-	1.0	1.0	1.0
G54084-Grant 2022 SAO Human Trafficking Task Force	-	3.0	3.0	3.0
G54088-Grant 2022 SAO Criminal Tax Fraud Program	-	4.0	4.0	4.0
G54091-Grant 2022 SAO Child Sexual Abuse Specialist	-	0.4	0.4	0.4
G54095-Grant 2022 SAO Title IV-D Child Support Enforcement FED	-	23.7	23.7	23.7
G54096-Grant 2022 SAO Title IV-D Child Support Enforcement STE	-	12.2	12.2	12.2
G54097-Grant 2022 SAO Illinois Statewide Auto Theft Task Force	-	4.0	4.0	4.0
G54098-Grant 2022 SAO Complex Drug Prosecution	-	1.3	1.3	1.3
G54099-Grant 2022 SAO Appellate Assist	-	16.5	16.5	16.5
Restricted Total	193.0	193.0	193.0	-
Total Positions	1,397.4	1,432.0	1,432.0	34.7

DISTRIBUTION BY APPROPRIATION CLASSIFICATION

Account	2021 Approved & Adopted	Department Request	President's Recommendation	Difference
Personal Services				
501005-Salaries and Wages of Employees With Benefits	101,907,756	105,159,399	105,159,399	3,251,643
501165-Planned Salary Adjustment	651,972	890,399	890,399	238,427
501210-Planned Overtime Compensation	460,000	460,000	460,000	0
501510-Mandatory Medicare Cost	1,527,170	1,571,244	1,571,244	44,074
501540-Worker's Compensation	166,285	192,947	192,947	26,662
501585-Insurance Benefits	19,704,578	19,755,442	19,755,442	50,864
501765-Professional Develop/Fees	133,238	229,800	229,800	96,562
501835-Transportation and Travel Expenses	181,219	150,000	150,000	(31,219)
Personal Services Total	124,732,218	128,409,231	128,409,231	3,677,013
Contractual Service				
520095-Transport Services	600,000	600,000	600,000	0
520149-Communication Services	135,456	224,248	224,248	88,792
520209-Food Services	-	33,650	33,650	33,650
520259-Postage	161,000	220,000	220,000	59,000
520279-Shipping and Freight Services	10,000	10,000	10,000	0
520325-Lodging For Non Employees	155,000	155,000	155,000	0
520485-Graphics and Reproduction Services	54,000	60,000	60,000	6,000
520649-Media Storage Services	225,000	225,000	225,000	0
520670-Purchased Services Not Otherwise Classified	30,000	30,000	30,000	0
520825-Professional Services	155,726	155,726	155,726	0
521005-Professional Legal Expenses	1,460,000	1,460,000	1,460,000	0
Contractual Service Total	2,986,182	3,173,624	3,173,624	187,442
Supplies & Materials				
530170-Institutional Supplies	320,630	320,630	320,630	0
530600-Office Supplies	185,550	590,300	590,300	404,750
530635-Books, Periodicals and Publish	263,194	225,995	225,995	(37,199)
530700-Multimedia Supplies	159,450	185,000	185,000	25,550
531645-Computer and Data Processing Supplies	65,000	65,000	65,000	0
Supplies & Materials Total	993,824	1,386,925	1,386,925	393,101
Operations & Maintenance				
540129-Maintenance and Subscription Services	1,030,980	1,301,240	1,301,240	270,260
540245-Automotive Operations and Maintenance	57,750	57,750	57,750	0
540345-Property Maintenance and Operations	2,100,381	2,265,599	2,265,599	165,218
Operations & Maintenance Total	3,189,111	3,624,589	3,624,589	435,478
Rental & Leasing				
550029-Countywide Office and Data Processing Equip Rental	204,662	218,207	218,207	13,545
550129-Facility and Office Space Rental	-	114,668	114,668	114,668
Rental & Leasing Total	204,662	332,875	332,875	128,213
Contingencies & Special Purpose				
580031-Reimbursement Designated Fund	1,646,053	1,646,053	1,646,053	0
580379-Appropriation Adjustments	(62,500)	(62,500)	(62,500)	0
Contingencies & Special Purpose Total	1,583,553	1,583,553	1,583,553	0
Operating Funds Total	133,689,550	138,510,797	138,510,797	4,821,247

DISTRIBUTION BY APPROPRIATION CLASSIFICATION

Account	2021 Approved & Adopted	Department Request	President's Recommendation	Difference
Personal Services				
501005-Salaries and Wages of Employees With Benefits	2,362,269	2,156,598	2,156,598	(205,671)
501225-Planned Benefit Adjustment	241,106	214,861	214,861	(26,245)
501510-Mandatory Medicare Cost	35,190	32,133	32,133	(3,057)
501585-Insurance Benefits	349,967	391,472	391,472	41,505
Personal Services Total	2,988,532	2,795,064	2,795,064	(193,468)
Capital Equipment and Improvements				
560150-Institutional Supplies	-	217,426	217,426	217,426
560220-Computer and Data Processing Supplies	-	308,909	308,909	308,909
Capital Equipment and Improvements Total	-	526,335	526,335	526,335
Contingencies & Special Purpose				
580050-Cook County Administration	93,746	49,903	49,903	(43,843)
Contingencies & Special Purpose Total	93,746	49,903	49,903	(43,843)
Operating Funds Total	3,082,278	3,371,302	3,371,302	289,024

MISSION

The mission of the Cook County State's Attorney's Office (CCSAO) is to do justice in the pursuit of thriving, healthy, and safe communities.

MANDATES

The powers and duties of the State's Attorney are set forth in 55 ILCS 5/3-9005.

OPERATIONAL HIGHLIGHTS: 2021 INITIATIVES AND OUTCOMES

The impact of COVID-19 and over a year of limited court proceedings has seen a significant decrease in cases disposed. To date in FY2021, (July 15, 2021) the CCSAO has disposed of 11,641 felony cases, a decrease of 6,108 cases from the same period in FY2019, the last "normal" year we have to compare. With increased court functions now up and running we anticipate being able to close this gap; however, we still expect to finish the year under target. Despite living through a global pandemic, the CCSAO has made notable achievements throughout the year. By implementing policy changes like declining to prosecute minor offenses related to peaceful protests, the number one referred charge today remains guns, allowing the CCSAO to focus its limited time on the drivers of violence and advancing public safety. The CCSAO's gun case high approval rate remains constant compared to previous years. The CCSAO had a small increase in approved murder cases - 407 cases in 2020 compared to 367 in 2019. The CCSAO secured a final judgement vacating the Department of Homeland Security's Public Charge Rule nationwide, and secured a final judgment vacating the Trump Administration's "conscience rule" that aimed to refuse health care to individuals based on religious grounds, settled 4,909 cases by (largely commercial) property owners challenging their property taxes, resulting in a savings of over \$148,481,588 to the taxing districts of Cook County.

OPERATIONAL OPPORTUNITIES: 2022 INITIATIVES AND GOALS

Significant focus will be spent in FY2022 addressing the new challenges brought on by COVID-19. The CCSAO will adjust to new technology in the courtrooms and remote work processes. Operationally, the CCSAO will continue this work to improve public safety while meaningfully reforming the criminal justice system. Initiatives include but are not limited to building upon the success of the Gun Crimes Strategies Unit and the data compiled which shows a decrease in gun violence and a significant increase in Armed Habitual Criminal Arrests - a weapons charge that makes it a crime for anyone with at least two convictions of a certain type to possess, sell, or receive transfer of a firearm - in GCSU districts (6th, 7th, 10th, 11th and 15th). CCSAO will continue to expand alternative prosecution programs, and work with partners and community to decriminalize addiction, mental health issues, and poverty. Additional initiatives include expanding alternative prosecution programs, increased investigations of past wrongful convictions, and preparing for implementation of the SAFE-T Act.

Performance Metric Name	2019 Actual	2020 Actual	2021 Target	2021 Projection	2022 Target
Chicago Felony cases closed	18,978	10,625	20,000	15,000	20,000
Chicago Felony cases closed per felony case arraigned	0.93	0.73	1.4	0.9	1.4
Chicago Felony -Average closed case length in days	235	201	300	330	300
Suburban Felony Cases closed	10,379	5,855	8,000	8,000	8,000
Suburban Felony cases closed per felony cases arraigned	0.91	0.68	1.3	1	1.4

BUDGET HIGHLIGHTS

- Conviction Integrity Unit has vacated convictions in 109 different cases of 89 individuals
- Expanded Gun Crimes Strategies Unit to scale services to focus prosecutorial resources on places and individuals most responsible for driving crime.
- Increased focus on diversion and alternative prosecution programs; continued focus on bail and bond reform.

Fund Category	Appropriations (\$ thousands)			
	2019 Adopted	2020 Adopted	2021 Adopted	2022 Recommended
Public Safety Fund	126,919	130,686	133,690	138,511
Special Purpose Funds	2,228	2,541	3,082	3,371
Grants	31,128	28,232	39,257	45,988
Total Funds	160,275	161,459	176,029	187,870
Expenditures by Type				
Personnel	148,058	144,278	160,441	162,965
Non Personnel	12,217	17,180	15,588	24,905
Total Funds	160,275	161,459	176,029	187,870
FTE Positions	1,337.8	1,362.2	1,397.4	1,432.0

Program Description	2021		2022	
	FTE Pos.	Adopted	FTE Pos.	Appropriation
10155-Administration	2.0	256,570	0.0	92,915
11660-Civil Actions	111.6	12,653,878	121.0	13,402,067
11965-Community Justice Centers	11.0	1,188,433	14.0	1,403,715
13610-Executive Office	10.0	1,743,238	15.0	2,281,531
14245-General Administrative	143.4	18,724,291	84.0	15,745,055
15220-Investigations	111.0	12,764,420	114.0	13,660,637
15395-Juvenile Justice Division	97.0	10,025,497	103.0	10,572,380
19100-SAO Records Automation Fund	0.0	0	2.0	237,034
19530-Special Prosecutions	76.0	10,787,570	88.0	11,763,215
19585-State's Attorney Narcotics Forfeiture	32.0	2,825,708	32.0	2,587,996
20192-COVID-19	0.0	320,630	0.0	320,630
20295-Traffic Division	18.0	1,681,204	19.0	1,727,724
35050-Chicago Felony Trial Courts	154.4	18,159,271	187.6	20,618,500
35115-Criminal Appeals	40.8	4,240,806	40.8	4,390,747
35240-Felony Review	67.0	6,866,883	69.0	7,031,686
35255-First Municipal	18.0	1,655,263	17.0	1,582,448
35425-Preliminary Hearings & Grand Jury	41.0	4,080,222	46.0	4,294,025
35535-Sexual Assault & Domestic Violence Division	57.6	6,101,009	66.6	6,600,067
35550-Special Litigation, DNA Review & Conviction Integrity	24.0	2,845,618	29.0	3,169,150
35650-Victim Witness	31.0	3,133,427	34.0	3,365,650
35735-Suburban Felony	101.0	11,633,688	99.0	11,503,120
35740-Suburban Misdemeanor	57.6	5,084,201	58.0	5,005,471
60162-ARPA - Revenue Loss	0.0	0	0.0	526,335
Grants	193.0	39,257,496	193.0	45,988,110
Total	1,397.4	176,029,324	1,432.0	187,870,209

DISTRIBUTION BY APPROPRIATION CLASSIFICATION

Account	2021 Approved & Adopted	Department Request	President's Recommendation	Difference
Personal Services				
501005-Salaries and Wages of Employees With Benefits	101,907,756	105,159,399	105,159,399	3,251,643
501165-Planned Salary Adjustment	651,972	890,399	890,399	238,427
501210-Planned Overtime Compensation	460,000	460,000	460,000	0
501510-Mandatory Medicare Cost	1,527,170	1,571,244	1,571,244	44,074
501540-Worker's Compensation	166,285	192,947	192,947	26,662
501585-Insurance Benefits	19,704,578	19,755,442	19,755,442	50,864
501765-Professional Develop/Fees	133,238	229,800	229,800	96,562
501835-Transportation and Travel Expenses	181,219	150,000	150,000	(31,219)
Personal Services Total	124,732,218	128,409,231	128,409,231	3,677,013
Contractual Service				
520095-Transport Services	600,000	600,000	600,000	0
520149-Communication Services	135,456	224,248	224,248	88,792
520209-Food Services	-	33,650	33,650	33,650
520259-Postage	161,000	220,000	220,000	59,000
520279-Shipping and Freight Services	10,000	10,000	10,000	0
520325-Lodging For Non Employees	155,000	155,000	155,000	0
520485-Graphics and Reproduction Services	54,000	60,000	60,000	6,000
520649-Media Storage Services	225,000	225,000	225,000	0
520670-Purchased Services Not Otherwise Classified	30,000	30,000	30,000	0
520825-Professional Services	155,726	155,726	155,726	0
521005-Professional Legal Expenses	1,460,000	1,460,000	1,460,000	0
Contractual Service Total	2,986,182	3,173,624	3,173,624	187,442
Supplies & Materials				
530170-Institutional Supplies	320,630	320,630	320,630	0
530600-Office Supplies	185,550	590,300	590,300	404,750
530635-Books, Periodicals and Publish	263,194	225,995	225,995	(37,199)
530700-Multimedia Supplies	159,450	185,000	185,000	25,550
531645-Computer and Data Processing Supplies	65,000	65,000	65,000	0
Supplies & Materials Total	993,824	1,386,925	1,386,925	393,101
Operations & Maintenance				
540129-Maintenance and Subscription Services	1,030,980	1,301,240	1,301,240	270,260
540245-Automotive Operations and Maintenance	57,750	57,750	57,750	0
540345-Property Maintenance and Operations	2,100,381	2,265,599	2,265,599	165,218
Operations & Maintenance Total	3,189,111	3,624,589	3,624,589	435,478
Rental & Leasing				
550029-Countywide Office and Data Processing Equip Rental	204,662	218,207	218,207	13,545
550129-Facility and Office Space Rental	-	114,668	114,668	114,668
Rental & Leasing Total	204,662	332,875	332,875	128,213
Contingencies & Special Purpose				
580031-Reimbursement Designated Fund	1,646,053	1,646,053	1,646,053	0
580379-Appropriation Adjustments	(62,500)	(62,500)	(62,500)	0
Contingencies & Special Purpose Total	1,583,553	1,583,553	1,583,553	0
Operating Funds Total	133,689,550	138,510,797	138,510,797	4,821,247

PERSONAL SERVICES - SUMMARY OF POSITIONS BY PROGRAM AND JOB CODE

Job Code/Title	Grade	2021 Approved & Adopted		2022 Department Request		2022 President's Recommendation	
		FTE Pos.	Salaries	FTE Pos.	Salaries	FTE Pos.	Salaries
11660-Civil Actions							
0046-Admin Assistant I	12	1.0	55,157	2.0	113,073	2.0	113,073
0047-Admin Assistant II	14	3.0	199,774	2.0	133,182	2.0	133,182
0048-Administrative Assistant III	16	2.0	147,447	2.0	149,303	2.0	149,303
0050-Administrative Assistant IV	18	1.0	76,729	1.0	79,202	1.0	79,202
0051-Administrative Assistant V	20	-	-	1.0	62,912	1.0	62,912
0056-Project Director	22	-	-	1.0	122,741	1.0	122,741
0556-Law Clerk I	14	2.0	106,658	2.0	101,199	2.0	101,199
0690-Victim Witness Coordinat Aide	11	-	-	1.0	39,675	1.0	39,675
0692-Victim Witness Coordntr III	16	2.0	153,908	2.0	153,908	2.0	153,908
0842-Librarian II	13	1.0	59,852	1.0	59,072	1.0	59,072
0907-Clerk V	11	2.0	80,995	3.0	128,987	3.0	128,987
1172-Assistant State's Attorney	AT	95.6	9,431,742	99.0	9,911,397	99.0	9,911,397
1173-Assistant State's Attorney	A31	2.0	339,767	2.0	339,767	2.0	339,767
4922-Administrative Assistant I	13	-	-	1.0	57,624	1.0	57,624
6711-Clerk IV AFSCME	11	-	-	1.0	34,301	1.0	34,301
		111.6	\$10,652,028	121.0	\$11,486,344	121.0	\$11,486,344
11965-Community Justice Centers							
0046-Admin Assistant I	12	-	-	1.0	57,916	1.0	57,916
0047-Admin Assistant II	14	1.0	48,903	1.0	34,301	1.0	34,301
0050-Administrative Assistant IV	18	3.0	264,893	5.0	438,127	5.0	438,127
0907-Clerk V	11	1.0	53,897	1.0	54,076	1.0	54,076
1172-Assistant State's Attorney	AT	6.0	645,639	6.0	623,000	6.0	623,000
		11.0	\$1,013,332	14.0	\$1,207,419	14.0	\$1,207,419
13610-Executive Office							
0016-State's Attorney	S	1.0	201,168	1.0	212,387	1.0	212,387
0051-Administrative Assistant V	20	-	-	2.0	190,691	2.0	190,691
0057-Director of Communications	24	1.0	150,000	1.0	150,000	1.0	150,000
0293-Administrative Analyst III	21	-	-	1.0	103,076	1.0	103,076
0609-Adm Asst to State's Attorney	22	-	-	1.0	96,927	1.0	96,927
0614-Special Assistant SA	A35	1.0	181,965	1.0	181,964	1.0	181,964
1172-Assistant State's Attorney	AT	3.0	417,979	3.0	418,393	3.0	418,393
1174-Assistant State's Attorney	A32	1.0	187,402	1.0	187,402	1.0	187,402
1176-Assistant State's Attorney	A34	1.0	196,219	1.0	196,219	1.0	196,219
4771-Deputy Chief of Staff	24	-	-	1.0	154,396	1.0	154,396
5531-Special Asst for Legal Affairs	24	1.0	125,000	1.0	125,000	1.0	125,000
6805-Chief Data Officer	24	1.0	142,556	1.0	142,556	1.0	142,556
		10.0	\$1,602,289	15.0	\$2,159,012	15.0	\$2,159,012
14245-General Administrative							
0028-Program Manager	24	13.0	1,218,748	13.0	1,218,748	13.0	1,218,748
0046-Admin Assistant I	12	4.0	225,989	1.0	57,916	1.0	57,916
0047-Admin Assistant II	14	22.0	1,361,244	7.0	430,762	7.0	430,762
0048-Administrative Assistant III	16	9.0	620,522	7.0	469,520	7.0	469,520
0050-Administrative Assistant IV	18	4.0	353,029	4.0	353,875	4.0	353,875
0051-Administrative Assistant V	20	3.0	293,475	1.0	106,550	1.0	106,550
0056-Project Director	22	1.0	122,741	-	-	-	-
0112-Dir of Financial Control III	23	1.0	79,930	1.0	97,585	1.0	97,585
0142-Accountant II	13	1.0	61,240	-	-	-	-
0145-Accountant V	19	1.0	92,369	-	-	-	-
0205-Budget Analyst V/State's Attor	22	1.0	122,741	1.0	122,741	1.0	122,741
0251-Business Manager I	18	6.0	417,443	6.0	423,751	6.0	423,751

PERSONAL SERVICES - SUMMARY OF POSITIONS BY PROGRAM AND JOB CODE

Job Code/Title	Grade	2021 Approved & Adopted		2022 Department Request		2022 President's Recommendation	
		FTE Pos.	Salaries	FTE Pos.	Salaries	FTE Pos.	Salaries
0293-Administrative Analyst III	21	3.0	309,867	1.0	101,657	1.0	101,657
0550-Project Mgr Support Services	21	1.0	69,164	1.0	69,164	1.0	69,164
0556-Law Clerk I	14	4.0	234,005	1.0	66,591	1.0	66,591
0609-Adm Asst to State's Attorney	22	1.0	95,007	-	-	-	-
0611-Deputy Chief Admin Svc	24	1.0	120,385	1.0	139,000	1.0	139,000
0625-Asst to Chief of Adm Svc II	24	1.0	113,342	1.0	113,342	1.0	113,342
0666-Victim Witness Coordinator I	14	2.0	110,381	2.0	112,370	2.0	112,370
0667-Victim Witness Coordinator II	15	2.0	143,383	-	-	-	-
0690-Victim Witness Coordinat Aide	11	1.0	39,679	-	-	-	-
0692-Victim Witness Coordntr III	16	1.0	76,954	-	-	-	-
0835-Law Librarian I	16	0.4	16,162	-	-	-	-
0907-Clerk V	11	21.0	966,738	12.0	534,349	12.0	534,349
0935-Stenographer IV	11	7.0	313,689	-	-	-	-
0936-Stenographer V	13	5.0	296,710	-	-	-	-
0979-Duplicating Section Supvr III	18	1.0	88,469	-	-	-	-
1111-Systems Analyst II	18	4.0	318,625	2.0	144,064	2.0	144,064
1112-Systems Analyst III	20	2.0	203,745	1.0	106,550	1.0	106,550
1113-Systems Analyst IV	21	2.0	219,956	2.0	223,852	2.0	223,852
1122-Data Entry Manager	14	1.0	66,591	-	-	-	-
1172-Assistant State's Attorney	AT	8.0	745,262	6.0	632,884	6.0	632,884
1173-Assistant State's Attorney	A31	1.0	170,105	1.0	170,105	1.0	170,105
4697-Coord of Video Transfer Spec	23	1.0	125,782	1.0	128,316	1.0	128,316
4698-Video Transcriptionist	20	1.0	105,631	1.0	106,550	1.0	106,550
4922-Administrative Assistant I	13	-	-	2.0	118,258	2.0	118,258
5075-Senior Systems Analyst I	19	1.0	97,040	-	-	-	-
5799-Administrative Support III	15	1.0	71,691	1.0	71,691	1.0	71,691
5803-Administrative Support VII	19	1.0	92,416	1.0	95,721	1.0	95,721
5804-Administrative Support VIII	20	1.0	67,548	1.0	67,548	1.0	67,548
6711-Clerk IV AFSCME	11	1.0	46,898	-	-	-	-
6715-Stenographer III AFSCME	11	1.0	46,562	-	-	-	-
9064-System Technician II	19	-	-	5.0	432,648	5.0	432,648
		143.4	\$10,341,257	84.0	\$6,716,108	84.0	\$6,716,108
15220-Investigations							
0047-Admin Assistant II	14	2.0	133,182	2.0	133,182	2.0	133,182
0048-Administrative Assistant III	16	1.0	61,865	1.0	63,419	1.0	63,419
0251-Business Manager I	18	1.0	84,440	1.0	84,440	1.0	84,440
0284-Investigator V SA	23	3.0	387,055	4.0	515,093	4.0	515,093
0552-Court Clerk II	14	1.0	66,591	-	-	-	-
0556-Law Clerk I	14	1.0	66,591	1.0	66,591	1.0	66,591
0626-Chief Invest Bureau St Attny	24	1.0	158,479	1.0	158,479	1.0	158,479
0642-Investigator V	22	2.0	222,921	-	-	-	-
0647-Deputy Chief Investigator	24	1.0	143,001	1.0	141,585	1.0	141,585
0695-Investigator I State's Atty	SA1	41.0	2,704,029	48.0	3,209,964	48.0	3,209,964
0696-Investigator II SA	SA2	42.0	3,835,035	37.0	3,423,282	37.0	3,423,282
0936-Stenographer V	13	2.0	98,662	-	-	-	-
2502-Sergeant - SA	22	13.0	1,575,731	16.0	1,920,164	16.0	1,920,164
4922-Administrative Assistant I	13	-	-	2.0	98,471	2.0	98,471
		111.0	\$9,537,582	114.0	\$9,814,671	114.0	\$9,814,671
15395-Juvenile Justice Division							
0047-Admin Assistant II	14	3.0	199,774	4.0	261,639	4.0	261,639
0048-Administrative Assistant III	16	2.0	153,908	2.0	151,250	2.0	151,250

PERSONAL SERVICES - SUMMARY OF POSITIONS BY PROGRAM AND JOB CODE

Job Code/Title	Grade	2021 Approved & Adopted		2022 Department Request		2022 President's Recommendation	
		FTE Pos.	Salaries	FTE Pos.	Salaries	FTE Pos.	Salaries
0050-Administrative Assistant IV	18	1.0	88,469	1.0	88,469	1.0	88,469
0056-Project Director	22	1.0	115,333	1.0	117,657	1.0	117,657
0556-Law Clerk I	14	2.0	133,182	2.0	133,182	2.0	133,182
0666-Victim Witness Coordinator I	14	1.0	47,935	-	-	-	-
0692-Victim Witness Coordnr III	16	1.0	76,954	-	-	-	-
0907-Clerk V	11	6.0	306,894	10.0	439,413	10.0	439,413
0936-Stenographer V	13	3.0	186,071	-	-	-	-
1172-Assistant State's Attorney	AT	75.0	6,750,191	78.0	7,142,599	78.0	7,142,599
1173-Assistant State's Attorney	A31	1.0	172,404	1.0	172,404	1.0	172,404
4922-Administrative Assistant I	13	1.0	62,024	4.0	248,094	4.0	248,094
		97.0	\$8,293,137	103.0	\$8,754,708	103.0	\$8,754,708
19530-Special Prosecutions							
0047-Admin Assistant II	14	2.0	133,182	6.0	368,247	6.0	368,247
0048-Administrative Assistant III	16	1.0	76,954	1.0	76,954	1.0	76,954
0050-Administrative Assistant IV	18	1.0	75,513	1.0	76,729	1.0	76,729
0556-Law Clerk I	14	2.0	119,621	3.0	178,915	3.0	178,915
0907-Clerk V	11	2.0	92,424	4.0	168,121	4.0	168,121
0936-Stenographer V	13	1.0	62,024	-	-	-	-
1172-Assistant State's Attorney	AT	66.0	7,674,438	71.0	8,089,026	71.0	8,089,026
1173-Assistant State's Attorney	A31	1.0	172,403	1.0	172,403	1.0	172,403
4922-Administrative Assistant I	13	-	-	1.0	62,024	1.0	62,024
		76.0	\$8,406,559	88.0	\$9,192,419	88.0	\$9,192,419
20295-Traffic Division							
0047-Admin Assistant II	14	1.0	57,212	1.0	57,755	1.0	57,755
0048-Administrative Assistant III	16	1.0	59,726	1.0	61,538	1.0	61,538
0292-Administrative Analyst II	19	1.0	86,793	1.0	88,542	1.0	88,542
0907-Clerk V	11	-	-	1.0	39,159	1.0	39,159
1172-Assistant State's Attorney	AT	15.0	1,196,578	15.0	1,269,208	15.0	1,269,208
		18.0	\$1,400,309	19.0	\$1,516,204	19.0	\$1,516,204
35050-Chicago Felony Trial Courts							
0046-Admin Assistant I	12	1.0	57,916	3.0	141,728	3.0	141,728
0047-Admin Assistant II	14	2.0	124,347	11.0	711,814	11.0	711,814
0251-Business Manager I	18	-	-	2.0	153,023	2.0	153,023
0293-Administrative Analyst III	21	-	-	1.0	111,376	1.0	111,376
0556-Law Clerk I	14	2.0	99,403	3.0	160,150	3.0	160,150
0907-Clerk V	11	3.0	142,725	12.0	508,592	12.0	508,592
0979-Duplicating Section Supvr III	18	-	-	1.0	88,469	1.0	88,469
1112-Systems Analyst III	20	-	-	1.0	101,479	1.0	101,479
1122-Data Entry Manager	14	-	-	1.0	62,003	1.0	62,003
1172-Assistant State's Attorney	AT	144.4	15,029,559	148.6	15,618,509	148.6	15,618,509
1173-Assistant State's Attorney	A31	2.0	339,770	2.0	339,770	2.0	339,770
4922-Administrative Assistant I	13	-	-	2.0	121,096	2.0	121,096
		154.4	\$15,793,717	187.6	\$18,118,007	187.6	\$18,118,007
35115-Criminal Appeals							
0046-Admin Assistant I	12	1.0	57,916	1.0	57,916	1.0	57,916
0047-Admin Assistant II	14	2.0	97,806	2.0	115,920	2.0	115,920
0251-Business Manager I	18	1.0	84,440	1.0	84,440	1.0	84,440
0556-Law Clerk I	14	1.0	54,061	1.0	55,401	1.0	55,401
0907-Clerk V	11	4.0	211,153	6.0	320,669	6.0	320,669
0935-Stenographer IV	11	2.0	93,394	-	-	-	-
1172-Assistant State's Attorney	AT	29.8	2,986,545	29.8	3,121,790	29.8	3,121,790

PERSONAL SERVICES - SUMMARY OF POSITIONS BY PROGRAM AND JOB CODE

Job Code/Title	Grade	2021 Approved & Adopted		2022 Department Request		2022 President's Recommendation	
		FTE Pos.	Salaries	FTE Pos.	Salaries	FTE Pos.	Salaries
35240-Felony Review		40.8	\$3,585,314	40.8	\$3,756,134	40.8	\$3,756,134
0047-Admin Assistant II	14	5.0	295,076	7.0	357,234	7.0	357,234
0050-Administrative Assistant IV	18	1.0	88,469	1.0	88,469	1.0	88,469
0251-Business Manager I	18	1.0	81,800	1.0	83,448	1.0	83,448
0556-Law Clerk I	14	1.0	57,755	1.0	59,814	1.0	59,814
1172-Assistant State's Attorney	AT	59.0	5,309,682	59.0	5,280,986	59.0	5,280,986
		67.0	\$5,832,782	69.0	\$5,869,950	69.0	\$5,869,950
35255-First Municipal							
0047-Admin Assistant II	14	-	-	1.0	48,903	1.0	48,903
0048-Administrative Assistant III	16	1.0	56,512	-	-	-	-
0251-Business Manager I	18	1.0	84,440	-	-	-	-
1172-Assistant State's Attorney	AT	16.0	1,232,129	16.0	1,302,788	16.0	1,302,788
		18.0	\$1,373,080	17.0	\$1,351,691	17.0	\$1,351,691
35425-Preliminary Hearings & Grand Jury							
0047-Admin Assistant II	14	3.0	192,116	3.0	177,659	3.0	177,659
0251-Business Manager I	18	1.0	80,819	1.0	52,310	1.0	52,310
0552-Court Clerk II	14	-	-	1.0	48,378	1.0	48,378
0556-Law Clerk I	14	3.0	180,402	3.0	176,527	3.0	176,527
0907-Clerk V	11	6.0	241,892	9.0	339,954	9.0	339,954
0935-Stenographer IV	11	2.0	89,558	-	-	-	-
1172-Assistant State's Attorney	AT	26.0	2,649,606	29.0	2,872,485	29.0	2,872,485
		41.0	\$3,434,393	46.0	\$3,667,313	46.0	\$3,667,313
35535-Sexual Assault & Domestic Violence Division							
0047-Admin Assistant II	14	1.0	66,591	3.0	183,395	3.0	183,395
0048-Administrative Assistant III	16	1.0	76,954	2.0	153,908	2.0	153,908
0145-Accountant V	19	-	-	1.0	92,371	1.0	92,371
0500-Assistant State's Attorney	AT	1.0	71,284	1.0	72,722	1.0	72,722
0556-Law Clerk I	14	-	-	1.0	60,653	1.0	60,653
0692-Victim Witness Coordnr III	16	-	-	1.0	76,954	1.0	76,954
0907-Clerk V	11	2.0	108,152	3.0	148,428	3.0	148,428
1172-Assistant State's Attorney	AT	52.6	4,891,509	54.6	4,952,136	54.6	4,952,136
		57.6	\$5,214,489	66.6	\$5,740,565	66.6	\$5,740,565
35550-Special Litigation, DNA Review & Conviction Integrity							
0047-Admin Assistant II	14	1.0	66,591	1.0	66,591	1.0	66,591
0254-Business Manager IV	23	1.0	129,018	1.0	129,018	1.0	129,018
0556-Law Clerk I	14	3.0	161,321	2.0	112,226	2.0	112,226
0907-Clerk V	11	-	-	1.0	40,454	1.0	40,454
0936-Stenographer V	13	1.0	59,072	-	-	-	-
1172-Assistant State's Attorney	AT	18.0	2,056,503	23.0	2,433,456	23.0	2,433,456
4922-Administrative Assistant I	13	-	-	1.0	59,254	1.0	59,254
		24.0	\$2,472,506	29.0	\$2,840,999	29.0	\$2,840,999
35650-Victim Witness							
0047-Admin Assistant II	14	1.0	66,591	1.0	66,591	1.0	66,591
0050-Administrative Assistant IV	18	4.0	340,255	4.0	343,036	4.0	343,036
0516-Executive Officer	24	1.0	107,681	1.0	107,681	1.0	107,681
0553-Court Clerk III	16	1.0	71,691	1.0	71,691	1.0	71,691
0556-Law Clerk I	14	4.0	250,794	3.0	175,398	3.0	175,398
0666-Victim Witness Coordinator I	14	3.0	163,338	5.0	278,254	5.0	278,254
0667-Victim Witness Coordinator II	15	14.0	939,704	16.0	1,117,777	16.0	1,117,777
0907-Clerk V	11	2.0	81,308	2.0	81,308	2.0	81,308

PERSONAL SERVICES - SUMMARY OF POSITIONS BY PROGRAM AND JOB CODE

Job Code/Title	Grade	2021 Approved & Adopted		2022 Department Request		2022 President's Recommendation	
		FTE Pos.	Salaries	FTE Pos.	Salaries	FTE Pos.	Salaries
1112-Systems Analyst III	20	1.0	106,550	1.0	106,550	1.0	106,550
		31.0	\$2,127,913	34.0	\$2,348,288	34.0	\$2,348,288
35735-Suburban Felony							
0046-Admin Assistant I	12	1.0	57,916	1.0	57,916	1.0	57,916
0047-Admin Assistant II	14	3.0	182,085	2.0	114,758	2.0	114,758
0048-Administrative Assistant III	16	1.0	76,954	-	-	-	-
0051-Administrative Assistant V	20	2.0	203,095	1.0	101,550	1.0	101,550
0251-Business Manager I	18	1.0	84,440	-	-	-	-
0252-Business Manager II	20	1.0	95,009	1.0	96,928	1.0	96,928
0292-Administrative Analyst II	19	2.0	173,587	3.0	265,193	3.0	265,193
0552-Court Clerk II	14	1.0	66,591	1.0	66,591	1.0	66,591
0556-Law Clerk I	14	2.0	130,010	2.0	128,022	2.0	128,022
0907-Clerk V	11	2.0	105,931	5.0	221,867	5.0	221,867
0935-Stenographer IV	11	2.0	79,414	-	-	-	-
0936-Stenographer V	13	3.0	186,071	-	-	-	-
1172-Assistant State's Attorney	AT	80.0	8,622,993	80.0	8,433,263	80.0	8,433,263
4922-Administrative Assistant I	13	-	-	3.0	186,071	3.0	186,071
		101.0	\$10,064,096	99.0	\$9,672,158	99.0	\$9,672,158
35740-Suburban Misdemeanor							
0048-Administrative Assistant III	16	-	-	1.0	76,954	1.0	76,954
0142-Accountant II	13	-	-	1.0	62,024	1.0	62,024
0251-Business Manager I	18	-	-	1.0	84,440	1.0	84,440
0556-Law Clerk I	14	-	-	1.0	60,615	1.0	60,615
0907-Clerk V	11	2.0	93,783	5.0	257,731	5.0	257,731
0935-Stenographer IV	11	1.0	51,501	-	-	-	-
1172-Assistant State's Attorney	AT	54.6	4,031,978	49.0	3,608,298	49.0	3,608,298
		57.6	\$4,177,262	58.0	\$4,150,061	58.0	\$4,150,061
Total Salaries and Positions		1,170.4	\$105,322,045	1,205.0	\$108,362,052	1,205.0	\$108,362,052
Turnover Adjustment		-	(3,414,289)	-	(3,202,653)	-	(3,202,653)
Operating Fund Totals		1,170.4	\$101,907,756	1,205.0	\$105,159,399	1,205.0	\$105,159,399

PERSONAL SERVICES - SUMMARY OF POSITIONS BY GRADE

Salary Grade	2021 Approved & Adopted		2022 Department Request		2022 President's Recommendation	
	FTE Pos.	Salaries	FTE Pos.	Salaries	FTE Pos.	Salaries
11	70.0	3,246,586	76.0	3,357,087	76.0	3,357,087
12	8.0	454,893	9.0	486,463	9.0	486,463
13	18.0	1,071,723	18.0	1,071,985	18.0	1,071,985
14	88.0	5,339,706	90.0	5,364,814	90.0	5,364,814
15	17.0	1,154,779	17.0	1,189,469	17.0	1,189,469
16	24.4	1,726,509	21.0	1,505,399	21.0	1,505,399
18	32.0	2,612,271	33.0	2,666,291	33.0	2,666,291
19	6.0	542,205	11.0	974,475	11.0	974,475
20	11.0	1,075,052	11.0	1,047,308	11.0	1,047,308
21	6.0	598,988	6.0	609,126	6.0	609,126
22	19.0	2,254,473	20.0	2,380,230	20.0	2,380,230
23	6.0	721,785	7.0	870,013	7.0	870,013
24	21.0	2,279,191	22.0	2,450,787	22.0	2,450,787
A31	7.0	1,194,448	7.0	1,194,448	7.0	1,194,448
A32	1.0	187,402	1.0	187,402	1.0	187,402
A34	1.0	196,219	1.0	196,219	1.0	196,219
A35	1.0	181,965	1.0	181,964	1.0	181,964
AT	750.0	73,743,616	768.0	75,782,939	768.0	75,782,939
S	1.0	201,168	1.0	212,387	1.0	212,387
SA1	41.0	2,704,029	48.0	3,209,964	48.0	3,209,964
SA2	42.0	3,835,035	37.0	3,423,282	37.0	3,423,282
Total Salaries and Positions	1,170.4	\$105,322,045	1,205.0	\$108,362,052	1,205.0	\$108,362,052
Turnover Adjustment		- \$(3,414,289)		- \$(3,202,653)		- \$(3,202,653)
Operating Funds Total	1,170.4	\$101,907,756	1,205.0	\$105,159,399	1,205.0	\$105,159,399

DISTRIBUTION BY APPROPRIATION CLASSIFICATION

Account	2021 Approved & Adopted	Department Request	President's Recommendation	Difference
Personal Services				
501005-Salaries and Wages of Employees With Benefits	2,128,623	1,922,952	1,922,952	(205,671)
501225-Planned Benefit Adjustment	223,877	197,632	197,632	(26,245)
501510-Mandatory Medicare Cost	31,802	28,745	28,745	(3,057)
501585-Insurance Benefits	349,225	393,687	393,687	44,462
Personal Services Total	2,733,527	2,543,016	2,543,016	(190,511)
Contingencies & Special Purpose				
580050-Cook County Administration	92,181	44,980	44,980	(47,201)
Contingencies & Special Purpose Total	92,181	44,980	44,980	(47,201)
Operating Funds Total	2,825,708	2,587,996	2,587,996	(237,712)

PERSONAL SERVICES - SUMMARY OF POSITIONS BY PROGRAM AND JOB CODE

Job Code/Title	Grade	2021 Approved & Adopted		2022 Department Request		2022 President's Recommendation	
		FTE Pos.	Salaries	FTE Pos.	Salaries	FTE Pos.	Salaries
19585-State's Attorney Narcotics Forfeiture							
0028-Program Manager	24	4.0	285,600	-	-	-	-
0047-Admin Assistant II	14	4.0	266,365	6.0	343,116	6.0	343,116
0048-Administrative Assistant III	16	2.0	131,914	2.0	132,044	2.0	132,044
0050-Administrative Assistant IV	18	2.0	167,757	-	-	-	-
0618-Legal Systems Analyst	22	2.0	257,001	1.0	128,500	1.0	128,500
0666-Victim Witness Coordinator I	14	1.0	48,903	1.0	42,216	1.0	42,216
0695-Investigator I State's Atty	SA1	3.0	188,108	5.0	322,475	5.0	322,475
0696-Investigator II SA	SA2	4.0	361,186	2.0	165,628	2.0	165,628
0907-Clerk V	11	8.0	348,847	8.0	313,923	8.0	313,923
0935-Stenographer IV	11	1.0	54,076	-	-	-	-
1172-Assistant State's Attorney	AT	1.0	83,477	1.0	85,255	1.0	85,255
9064-System Technician II	19	-	-	6.0	449,268	6.0	449,268
		32.0	\$2,193,233	32.0	\$1,982,425	32.0	\$1,982,425
Total Salaries and Positions		32.0	\$2,193,233	32.0	\$1,982,425	32.0	\$1,982,425
Turnover Adjustment		-	(64,610)	-	(59,473)	-	(59,473)
Operating Fund Totals		32.0	\$2,128,623	32.0	\$1,922,952	32.0	\$1,922,952

PERSONAL SERVICES - SUMMARY OF POSITIONS BY GRADE

Salary Grade	2021 Approved & Adopted		2022 Department Request		2022 President's Recommendation	
	FTE Pos.	Salaries	FTE Pos.	Salaries	FTE Pos.	Salaries
11	9.0	402,923	8.0	313,923	8.0	313,923
14	5.0	315,268	7.0	385,331	7.0	385,331
16	2.0	131,914	2.0	132,044	2.0	132,044
18	2.0	167,757	-	-	-	-
19	-	-	6.0	449,268	6.0	449,268
22	2.0	257,001	1.0	128,500	1.0	128,500
24	4.0	285,600	-	-	-	-
AT	1.0	83,477	1.0	85,255	1.0	85,255
SA1	3.0	188,108	5.0	322,475	5.0	322,475
SA2	4.0	361,186	2.0	165,628	2.0	165,628
Total Salaries and Positions	32.0	\$2,193,233	32.0	\$1,982,425	32.0	\$1,982,425
Turnover Adjustment	-	\$(64,610)	-	\$(59,473)	-	\$(59,473)
Operating Funds Total	32.0	\$2,128,623	32.0	\$1,922,952	32.0	\$1,922,952

DISTRIBUTION BY APPROPRIATION CLASSIFICATION

Account	2021 Approved & Adopted	Department Request	President's Recommendation	Difference
Personal Services				
501005-Salaries and Wages of Employees With Benefits	233,646	233,646	233,646	0
501225-Planned Benefit Adjustment	17,229	17,229	17,229	0
501510-Mandatory Medicare Cost	3,388	3,388	3,388	0
501585-Insurance Benefits	742	(2,215)	(2,215)	(2,957)
Personal Services Total	255,005	252,048	252,048	(2,957)
Contingencies & Special Purpose				
580050-Cook County Administration	1,565	4,923	4,923	3,358
Contingencies & Special Purpose Total	1,565	4,923	4,923	3,358
Operating Funds Total	256,570	256,971	256,971	401

PERSONAL SERVICES - SUMMARY OF POSITIONS BY PROGRAM AND JOB CODE

Job Code/Title	Grade	2021 Approved & Adopted		2022 Department Request		2022 President's Recommendation	
		FTE Pos.	Salaries	FTE Pos.	Salaries	FTE Pos.	Salaries
10155-Administration							
0615-Director Computer Systems SA	24	1.0	131,618	-	-	-	-
0625-Asst to Chief of Adm Svc II	24	1.0	102,028	-	-	-	-
		2.0	\$233,646	-	-	-	-
19100-SAO Records Automation Fund							
0615-Director Computer Systems SA	24	-	-	1.0	131,618	1.0	131,618
0625-Asst to Chief of Adm Svc II	24	-	-	1.0	102,028	1.0	102,028
		-	-	2.0	\$233,646	2.0	\$233,646
Total Salaries and Positions		2.0	\$233,646	2.0	\$233,646	2.0	\$233,646
Operating Fund Totals		2.0	\$233,646	2.0	\$233,646	2.0	\$233,646

PERSONAL SERVICES - SUMMARY OF POSITIONS BY GRADE

Salary Grade	2021 Approved & Adopted		2022 Department Request		2022 President's Recommendation	
	FTE Pos.	Salaries	FTE Pos.	Salaries	FTE Pos.	Salaries
24	2.0	233,646	2.0	233,646	2.0	233,646
Total Salaries and Positions	2.0	\$233,646	2.0	\$233,646	2.0	\$233,646
Operating Funds Total	2.0	\$233,646	2.0	\$233,646	2.0	\$233,646

DISTRIBUTION BY APPROPRIATION CLASSIFICATION

Account	2021 Approved & Adopted	Department Request	President's Recommendation	Difference
Capital Equipment and Improvements				
560150-Institutional Supplies	-	217,426	217,426	217,426
560220-Computer and Data Processing Supplies	-	308,909	308,909	308,909
Capital Equipment and Improvements Total	-	526,335	526,335	526,335
Operating Funds Total	0	526,335	526,335	526,335

BUREAU

BUREAU SUMMARY OF APPROPRIATIONS AND POSITIONS
BUREAU DISTRIBUTION BY APPROPRIATION CLASSIFICATION

DEPARTMENTS

DEPARTMENT OVERVIEW
DEPARTMENT BUDGET
DISTRIBUTION BY APPROPRIATION CLASSIFICATION
PERSONAL SERVICES, SUMMARY OF POSITIONS
SUMMARY OF POSITIONS BY GRADE

SPECIAL APPROPRIATIONS AND FIXED CHARGES

1490 FIXED CHARGES AND SPECIAL PURPOSE APPROPRIATIONS - CORPORATE	Q-3
1499 FIXED CHARGES AND SPECIAL PURPOSE APPROPRIATIONS - PUBLIC SAFETY	Q-4
AMERICAN RESCUE PLAN ACT (ARPA) FUND	Q-5
EQUITY FUND SPF	Q-11

SUMMARY OF APPROPRIATIONS

Department and Title	2021 Approved & Adopted	Department Request	President's Recommendation	Difference
Corporate Fund				
1490-Fixed Charges and Special Purpose Appropriations	453,198,362	446,105,531	446,105,531	(7,092,831)
Corporate Fund Total	\$453,198,362	\$446,105,531	\$446,105,531	\$(7,092,831)
Public Safety Fund				
1499-Fixed Charges and Special Purpose Appropriations	67,433,275	98,774,327	98,774,327	31,341,052
Public Safety Fund Total	\$67,433,275	\$98,774,327	\$98,774,327	\$31,341,052
General Funds Total	\$520,631,637	\$544,879,858	\$544,879,858	\$24,248,221
Total Appropriations	\$520,631,637	\$544,879,858	\$544,879,858	\$24,248,221

DISTRIBUTION BY APPROPRIATION CLASSIFICATION

Account	2021 Approved & Adopted	Department Request	President's Recommendation	Difference
Personal Services				
501165-Planned Salary Adjustment	(35,488,759)	39,136,982	39,136,982	74,625,741
501585-Insurance Benefits	1,473,471	1,588,885	1,588,885	115,414
501765-Professional Develop/Fees	40,000	4,500	4,500	(35,500)
Personal Services Total	(33,975,288)	40,730,367	40,730,367	74,705,655
Contractual Service				
520149-Communication Services	10,536,152	15,982,480	15,982,480	5,446,328
520209-Food Services	10,000	10,000	10,000	0
520239-Media Broadcasting Services	116,030	116,030	116,030	0
520259-Postage	2,322,664	2,379,863	2,379,863	57,199
520485-Graphics and Reproduction Services	15,000	21,000	21,000	6,000
520670-Purchased Services Not Otherwise Classified	2,550,000	850,000	850,000	(1,700,000)
520725-Loss and Valuation	3,506,680	3,908,798	3,908,798	402,118
520825-Professional Services	14,166,787	18,653,423	18,653,423	4,486,636
521005-Professional Legal Expenses	1,450,000	850,000	850,000	(600,000)
521200-Laboratory Testing and Analysis	525,000	528,250	528,250	3,250
521300-Special or Coop Programs	54,929,893	5,786,662	5,786,662	(49,143,231)
521530-Non-Capitalizable Project Service Costs	965,000	1,000,788	1,000,788	35,788
Contractual Service Total	91,093,206	50,087,294	50,087,294	(41,005,912)
Supplies & Materials				
530170-Institutional Supplies	400,000	400,000	400,000	0
530635-Books, Periodicals and Publish	10,000	10,000	10,000	0
531645-Computer and Data Processing Supplies	-	86,610	86,610	86,610
Supplies & Materials Total	410,000	496,610	496,610	86,610
Operations & Maintenance				
540005-Utilities	21,060,687	22,479,040	22,479,040	1,418,353
540129-Maintenance and Subscription Services	22,229,430	23,822,362	23,822,362	1,592,932
540245-Automotive Operations and Maintenance	5,000,000	5,000,000	5,000,000	0
540345-Property Maintenance and Operations	4,602,475	4,495,892	4,495,892	(106,583)
Operations & Maintenance Total	52,892,592	55,797,294	55,797,294	2,904,702
Rental & Leasing				
550029-Countywide Office and Data Processing Equip Rental	92,747	115,707	115,707	22,960
Rental & Leasing Total	92,747	115,707	115,707	22,960
Contingencies & Special Purpose				
580001-Reserve For Claim	30,784,123	16,183,662	16,183,662	(14,600,461)
580031-Reimbursement Designated Fund	343,400,343	347,353,918	347,353,918	3,953,575
580175-Expend Related To Redistributions	2,000,000	0	0	(2,000,000)
580195-Expenses - External Borrow	33,063,993	33,783,792	33,783,792	719,799
580215-Institution Memberships/FE	138,385	138,385	138,385	0
580235-Public Programs and Events	10,000	10,000	10,000	0
580299-General and Contingent NOC	3,027,000	3,029,000	3,029,000	2,000
580379-Appropriation Adjustments	1,350,000	1,500,000	1,500,000	150,000
580419-Appropriation Transfer	(3,854,451)	(4,581,977)	(4,581,977)	(727,526)
580451-Reserve For Flex Spending Prog	198,987	235,806	235,806	36,819
Contingencies & Special Purpose Total	410,118,380	397,652,586	397,652,586	(12,465,794)
Operating Funds Total	520,631,637	544,879,858	544,879,858	24,248,221

DISTRIBUTION BY APPROPRIATION CLASSIFICATION

Account	2021 Approved & Adopted	Department Request	President's Recommendation	Difference
Personal Services				
501165-Planned Salary Adjustment	1,480,861	2,849,163	2,849,163	1,368,302
501585-Insurance Benefits	1,013,471	1,128,885	1,128,885	115,414
501765-Professional Develop/Fees	40,000	4,500	4,500	(35,500)
Personal Services Total	2,534,332	3,982,548	3,982,548	1,448,216
Contractual Service				
520149-Communication Services	4,421,542	6,022,808	6,022,808	1,601,266
520239-Media Broadcasting Services	116,030	116,030	116,030	0
520259-Postage	2,322,664	2,379,863	2,379,863	57,199
520485-Graphics and Reproduction Services	15,000	21,000	21,000	6,000
520725-Loss and Valuation	3,506,680	3,908,798	3,908,798	402,118
520825-Professional Services	11,502,310	15,271,470	15,271,470	3,769,160
521005-Professional Legal Expenses	1,050,000	450,000	450,000	(600,000)
521200-Laboratory Testing and Analysis	-	125,000	125,000	125,000
521300-Special or Coop Programs	23,178,060	5,636,662	5,636,662	(17,541,398)
521530-Non-Capitalizable Project Service Costs	965,000	1,000,788	1,000,788	35,788
Contractual Service Total	47,077,286	34,932,419	34,932,419	(12,144,867)
Supplies & Materials				
531645-Computer and Data Processing Supplies	-	86,610	86,610	86,610
Supplies & Materials Total	-	86,610	86,610	86,610
Operations & Maintenance				
540129-Maintenance and Subscription Services	21,681,499	23,049,813	23,049,813	1,368,314
540345-Property Maintenance and Operations	4,353,212	3,983,757	3,983,757	(369,455)
Operations & Maintenance Total	26,034,711	27,033,570	27,033,570	998,859
Rental & Leasing				
550029-Countywide Office and Data Processing Equip Rental	92,747	115,707	115,707	22,960
Rental & Leasing Total	92,747	115,707	115,707	22,960
Contingencies & Special Purpose				
580001-Reserve For Claim	3,009,688	4,342,581	4,342,581	1,332,893
580031-Reimbursement Designated Fund	342,000,000	345,000,000	345,000,000	3,000,000
580175-Expend Related To Redistributions	2,000,000	0	0	(2,000,000)
580195-Expenses - External Borrow	33,063,993	33,783,792	33,783,792	719,799
580215-Institution Memberships/FE	138,385	138,385	138,385	0
580235-Public Programs and Events	10,000	10,000	10,000	0
580299-General and Contingent NOC	27,000	29,000	29,000	2,000
580379-Appropriation Adjustments	850,000	1,000,000	1,000,000	150,000
580419-Appropriation Transfer	(3,639,780)	(4,349,081)	(4,349,081)	(709,301)
Contingencies & Special Purpose Total	377,459,286	379,954,677	379,954,677	2,495,391
Operating Funds Total	453,198,362	446,105,531	446,105,531	(7,092,831)

1499 FIXED CHARGES AND SPECIAL PURPOSE APPROPRIATIONS - PUBLIC SAFETY

DISTRIBUTION BY APPROPRIATION CLASSIFICATION

Account	2021 Approved & Adopted	Department Request	President's Recommendation	Difference
Personal Services				
501165-Planned Salary Adjustment	(36,969,620)	36,287,819	36,287,819	73,257,439
501585-Insurance Benefits	460,000	460,000	460,000	0
Personal Services Total	(36,509,620)	36,747,819	36,747,819	73,257,439
Contractual Service				
520149-Communication Services	6,114,610	9,959,672	9,959,672	3,845,062
520209-Food Services	10,000	10,000	10,000	0
520670-Purchased Services Not Otherwise Classified	2,550,000	850,000	850,000	(1,700,000)
520825-Professional Services	2,664,477	3,381,953	3,381,953	717,476
521005-Professional Legal Expenses	400,000	400,000	400,000	0
521200-Laboratory Testing and Analysis	525,000	403,250	403,250	(121,750)
521300-Special or Coop Programs	31,751,833	150,000	150,000	(31,601,833)
Contractual Service Total	44,015,920	15,154,875	15,154,875	(28,861,045)
Supplies & Materials				
530170-Institutional Supplies	400,000	400,000	400,000	0
530635-Books, Periodicals and Publish	10,000	10,000	10,000	0
Supplies & Materials Total	410,000	410,000	410,000	0
Operations & Maintenance				
540005-Utilities	21,060,687	22,479,040	22,479,040	1,418,353
540129-Maintenance and Subscription Services	547,931	772,549	772,549	224,618
540245-Automotive Operations and Maintenance	5,000,000	5,000,000	5,000,000	0
540345-Property Maintenance and Operations	249,263	512,135	512,135	262,872
Operations & Maintenance Total	26,857,881	28,763,724	28,763,724	1,905,843
Contingencies & Special Purpose				
580001-Reserve For Claim	27,774,435	11,841,081	11,841,081	(15,933,354)
580031-Reimbursement Designated Fund	1,400,343	2,353,918	2,353,918	953,575
580299-General and Contingent NOC	3,000,000	3,000,000	3,000,000	0
580379-Appropriation Adjustments	500,000	500,000	500,000	0
580419-Appropriation Transfer	(214,671)	(232,896)	(232,896)	(18,225)
580451-Reserve For Flex Spending Prog	198,987	235,806	235,806	36,819
Contingencies & Special Purpose Total	32,659,094	17,697,909	17,697,909	(14,961,185)
Operating Funds Total	67,433,275	98,774,327	98,774,327	31,341,052

	Program Description	2021		2022	
		FTE Pos.	Adopted	FTE Pos.	Appropriation
60162-ARPA - Revenue Loss	Use of ARPA SLFRF funds for the provision of government services to the extent of reduction in revenue as determined by Dept. of Treasury calculation for revenue loss.	-	-	226.0	100,000,000
60363-ARPA - Administrative Expenses	ARPA funds for administering the SLFRF program, including costs of consultants to support effective management and oversight, including consultation for ensuring compliance with legal, regulatory, and other requirements.	-	-	-	3,185,180
60000-ARPA - Program Initiative Investments	ARPA funding to support eligible near-term and transformational initiatives aligned with the County's Policy Roadmap.	-	-	-	306,445,162
Total		0.0	0	226.0	409,630,341

SUMMARY OF APPROPRIATIONS

Department and Title	2021 Approved & Adopted	Department Request	President's Recommendation	Difference
11286-American Rescue Plan Act (ARPA) Fund				
1002-Human Rights And Ethics	-	104,808	104,808	104,808
1008-Risk Management	-	92,291	92,291	92,291
1009-Enterprise Technology	-	7,137,148	7,137,148	7,137,148
1010-Office of the President	-	304,484	304,484	304,484
1011-Office of Chief Admin Officer	-	400,208	400,208	400,208
1014-Budget and Management Services	-	363,464,715	363,464,715	363,464,715
1020-County Comptroller	-	1,729,490	1,729,490	1,729,490
1021-Office of the Chief Financial Officer	-	4,253,763	4,253,763	4,253,763
1022-Contract Compliance	-	300,000	300,000	300,000
1027-Office of Economic Development	-	1,317,293	1,317,293	1,317,293
1030-Chief Procurement Officer	-	2,170,397	2,170,397	2,170,397
1032-Department of Human Resources	-	7,134,501	7,134,501	7,134,501
1033-Department of Labor Relations	-	256,350	256,350	256,350
1040-County Assessor	-	1,000,000	1,000,000	1,000,000
1050-Board of Review	-	1,064,256	1,064,256	1,064,256
1070-County Auditor	-	956,355	956,355	956,355
1110-County Clerk	-	8,823,854	8,823,854	8,823,854
1160-Building and Zoning	-	99,000	99,000	99,000
1200-Department of Facilities Management	-	1,300,081	1,300,081	1,300,081
1250-State's Attorney	-	526,335	526,335	526,335
1265-Cook County Department of Emergency Management & Regional Security	-	937,518	937,518	937,518
1310-Office of the Chief Judge	-	-	1,372,629	1,372,629
1313-Social Service	-	-	539,072	539,072
1335-Clerk of the Circuit Court-Office of Clerk	-	4,345,794	4,345,794	4,345,794
11286-American Rescue Plan Act (ARPA) Fund Total	-	\$407,718,641	\$409,630,341	\$409,630,341
Total Appropriations		\$0	\$409,630,341	\$409,630,341

SUMMARY OF POSITIONS

Department and Title	2021 Approved Positions	2022 Department Request	2022 President's Recommendation	Difference
11286-American Rescue Plan Act (ARPA) Fund				
1002-Human Rights And Ethics	-	1.0	1.0	1.0
1008-Risk Management	-	1.0	1.0	1.0
1009-Enterprise Technology	-	56.0	56.0	56.0
1010-Office of the President	-	1.0	1.0	1.0
1011-Office of Chief Admin Officer	-	1.0	1.0	1.0
1014-Budget and Management Services	-	12.0	12.0	12.0
1020-County Comptroller	-	15.0	15.0	15.0
1021-Office of the Chief Financial Officer	-	8.0	8.0	8.0
1027-Office of Economic Development	-	12.0	12.0	12.0
1030-Chief Procurement Officer	-	20.0	20.0	20.0
1032-Department of Human Resources	-	18.0	18.0	18.0
1033-Department of Labor Relations	-	2.0	2.0	2.0
1050-Board of Review	-	9.0	9.0	9.0
1070-County Auditor	-	8.0	8.0	8.0
1265-Cook County Department of Emergency Management & Regional Security	-	8.0	8.0	8.0
1310-Office of the Chief Judge	-	-	23.0	23.0
1313-Social Service	-	-	6.0	6.0
1335-Clerk of the Circuit Court-Office of Clerk	-	25.0	25.0	25.0
11286-American Rescue Plan Act (ARPA) Fund Total	-	197.0	226.0	226.0
Total Positions	-	197.0	226.0	226.0

DISTRIBUTION BY APPROPRIATION CLASSIFICATION

Account	2021 Approved & Adopted	Department Request	President's Recommendation	Difference
Personal Services				
501005-Salaries and Wages of Employees With Benefits	-	16,686,009	17,839,051	17,839,051
501165-Planned Salary Adjustment	-	300,000	300,000	300,000
501225-Planned Benefit Adjustment	-	2,072,339	2,223,272	2,223,272
501510-Mandatory Medicare Cost	-	230,038	246,757	246,757
501540-Worker's Compensation	-	250,542	267,838	267,838
501585-Insurance Benefits	-	4,146,185	4,719,896	4,719,896
501765-Professional Develop/Fees	-	14,112	14,112	14,112
Personal Services Total	-	23,699,225	25,610,926	25,610,926
Contractual Service				
520825-Professional Services	-	7,918,823	7,918,823	7,918,823
521300-Special or Coop Programs	-	306,445,162	306,445,162	306,445,162
Contractual Service Total	-	314,363,985	314,363,985	314,363,985
Operations & Maintenance				
540129-Maintenance and Subscription Services	-	6,143,697	6,143,697	6,143,697
Operations & Maintenance Total	-	6,143,697	6,143,697	6,143,697
Capital Equipment and Improvements				
560150-Institutional Supplies	-	217,426	217,426	217,426
560220-Computer and Data Processing Supplies	-	9,132,763	9,132,763	9,132,763
Capital Equipment and Improvements Total	-	9,350,189	9,350,189	9,350,189
Contingencies & Special Purpose				
580379-Appropriation Adjustments	-	54,161,545	54,161,545	54,161,545
Contingencies & Special Purpose Total	-	54,161,545	54,161,545	54,161,545
Operating Funds Total	0	407,718,641	409,630,341	409,630,341

PERSONAL SERVICES - SUMMARY OF POSITIONS BY PROGRAM AND JOB CODE

Job Code/Title	Grade	2021 Approved & Adopted		2022 Department Request		2022 President's Recommendation	
		FTE Pos.	Salaries	FTE Pos.	Salaries	FTE Pos.	Salaries
60162-ARPA - Revenue Loss							
0019-Deputy Chief Financial Officer	24	-	-	1.0	150,858	1.0	150,858
0028-Program Manager	24	-	-	4.0	355,659	4.0	355,659
0036-Chief of Admin Services	23	-	-	1.0	115,000	1.0	115,000
0048-Administrative Assistant III	16	-	-	1.0	46,178	1.0	46,178
0056-Project Director	22	-	-	4.0	363,983	4.0	363,983
0112-Dir of Financial Control III	23	-	-	4.0	360,381	4.0	360,381
0127-Auditing Supervisor	23	-	-	2.0	187,524	2.0	187,524
0132-Field Auditor III	17	-	-	3.0	161,691	3.0	161,691
0133-Field Auditor IV	19	-	-	3.0	213,807	3.0	213,807
0179-Programmer/Analyst II	18	-	-	1.0	83,641	1.0	83,641
0203-Budget Analyst III	19	-	-	3.0	171,669	3.0	171,669
0223-Grant Analyst	21	-	-	4.0	288,155	4.0	288,155
0253-Business Manager III	22	-	-	1.0	79,136	1.0	79,136
0338-Assessment Analyst IV	22	-	-	3.0	228,128	3.0	228,128
0365-Appeals Analyst I	18	-	-	3.0	156,930	3.0	156,930
0743-Manager Classification & Comp	23	-	-	1.0	114,464	1.0	114,464
0854-Public Information Officer	20	-	-	1.0	69,512	1.0	69,512
0907-Clerk V	11	-	-	-	-	23.0	788,451
1054-Project Director IV	23	-	-	1.0	114,464	1.0	114,464
1124-Programmer Analyst III	20	-	-	3.0	242,332	3.0	242,332
1531-Social Caseworker I	PS1	-	-	-	-	4.0	214,182
1533-Social Caseworker III	PS3	-	-	-	-	2.0	150,409
1177-Senior Workforce Strategy Analyst	22	-	-	1.0	98,561	1.0	98,561
1178-Workforce Strategy Analyst	20	-	-	5.0	340,683	5.0	340,683
2609-Workers Comp Claims Adjuster	20	-	-	1.0	62,912	1.0	62,912
4894-Compliance Officer	24	-	-	1.0	70,558	1.0	70,558
5235-Grants Management Director	24	-	-	1.0	120,000	1.0	120,000
5244-Financial Analyst	21	-	-	2.0	138,328	2.0	138,328
5379-Labor Relations Assistant	19	-	-	1.0	57,223	1.0	57,223
5426-Financial Research Analyst IV	22	-	-	1.0	79,136	1.0	79,136
5427-Dep Bur Chief-Dir of Lbr Rel	24	-	-	1.0	163,192	1.0	163,192
5520-Accts Payable Specialist III	19	-	-	2.0	150,109	2.0	150,109
5531-Special Asst for Legal Affairs	24	-	-	1.0	100,000	1.0	100,000
5557-Director Office Technology	24	-	-	1.0	130,000	1.0	130,000
5572-Project Coordinator	19	-	-	3.0	222,188	3.0	222,188
5574-Project Manager	22	-	-	2.0	166,558	2.0	166,558
5610-Senior Contract Negotiator	21	-	-	11.0	857,565	11.0	857,565
5611-Contract Negotiator	20	-	-	7.0	472,815	7.0	472,815
5744-Manager III-CCC	16	-	-	19.0	877,384	19.0	877,384
5746-Manager V-CCC	18	-	-	6.0	313,860	6.0	313,860
5818-Executive Assistant I	20	-	-	4.0	270,113	4.0	270,113
5819-Executive Assistant II	22	-	-	1.0	76,043	1.0	76,043
5882-Regional Coordinator-DEMRS	23	-	-	3.0	280,235	3.0	280,235
5902-Technical Security Mgr-DEMRS	24	-	-	1.0	79,932	1.0	79,932
6004-Accounting Analyst	20	-	-	2.0	141,819	2.0	141,819
6005-Senior Accounting Analyst	21	-	-	4.0	324,555	4.0	324,555
6007-Hearing Officer - BHR	20	-	-	1.0	95,657	1.0	95,657
6058-Field Technician II	21	-	-	1.0	104,279	1.0	104,279
6119-Information Secur Specialist	21	-	-	3.0	305,353	3.0	305,353
6141-Solution Architect	24	-	-	4.0	384,300	4.0	384,300

PERSONAL SERVICES - SUMMARY OF POSITIONS BY PROGRAM AND JOB CODE

Job Code/Title	Grade	2021 Approved & Adopted		2022 Department Request		2022 President's Recommendation	
		FTE Pos.	Salaries	FTE Pos.	Salaries	FTE Pos.	Salaries
6285-Compensation Analyst	20	-	-	1.0	74,913	1.0	74,913
6357-Data Center Manager	23	-	-	1.0	109,984	1.0	109,984
6379-Data Analyst	20	-	-	2.0	136,795	2.0	136,795
6417-Quality Data Manager	22	-	-	1.0	90,534	1.0	90,534
6418-Quality Data Analyst	20	-	-	1.0	83,639	1.0	83,639
6497-Senior Net Developer	24	-	-	4.0	371,750	4.0	371,750
6675-Information Security Analyst	20	-	-	2.0	169,724	2.0	169,724
6691-IT Vendor & Contract Manager	24	-	-	1.0	100,000	1.0	100,000
6764-Prof Development Specialist	21	-	-	2.0	144,077	2.0	144,077
6765-ASST DEP DIR-HUMAN RESOURCES	24	-	-	2.0	230,000	2.0	230,000
6766-LEAD HRIS ANALYST	23	-	-	1.0	109,984	1.0	109,984
6777-GIS Developer	22	-	-	7.0	619,719	7.0	619,719
6806-Procurement Manager	22	-	-	1.0	92,830	1.0	92,830
6861-Business Process Analyst	22	-	-	1.0	76,043	1.0	76,043
6892-Application Developer-SEIU	22	-	-	1.0	90,515	1.0	90,515
6894-Appeals Analyst III	20	-	-	3.0	188,735	3.0	188,735
6908-Application Delivery Manager	23	-	-	1.0	125,482	1.0	125,482
7003-Org Change Mgmt Lead	24	-	-	3.0	295,639	3.0	295,639
7010-ERP Business Analyst Proj Mgr	IT1	-	-	5.0	481,085	5.0	481,085
7012-ERP Project Manager	IT2	-	-	4.0	477,751	4.0	477,751
7018-Community Engagement Coordinat	17	-	-	1.0	61,976	1.0	61,976
7361-Network Infrast Architect	23	-	-	1.0	96,075	1.0	96,075
7439-HRIS Analyst II	22	-	-	1.0	76,419	1.0	76,419
7948-Compliance Plan Analyst	22	-	-	1.0	76,043	1.0	76,043
7974-ERP Bus Analyst Proj Mgr HCM	IT1	-	-	1.0	106,074	1.0	106,074
8991-Program Analyst	20	-	-	1.0	62,912	1.0	62,912
8761-Deputy Director of Communications - Econ & Dev	24	-	-	1.0	109,984	1.0	109,984
8948-Managing Deputy Budget Director	24	-	-	1.0	135,000	1.0	135,000
8949-Deputy Budget Director	23	-	-	1.0	105,683	1.0	105,683
9999-TEMPORARY EMPLOYEES		-	-	10.0	945,232	10.0	945,232
Total Salaries and Positions		0.0	\$0	197.0	\$15,831,468	226.0	\$16,984,510
Operating Fund Totals		0.0	\$0	197.0	\$15,831,468	226.0	\$16,984,510

PERSONAL SERVICES - SUMMARY OF POSITIONS BY GRADE

Salary Grade	2021 Approved & Adopted		2022 Department Request		2022 President's Recommendation	
	FTE Pos.	Salaries	FTE Pos.	Salaries	FTE Pos.	Salaries
11	-	-	-	-	23.0	788,451
16	-	-	20.0	923,562	20.0	923,562
17	-	-	4.0	223,667	4.0	223,667
18	-	-	10.0	554,430	10.0	554,430
19	-	-	12.0	814,996	12.0	814,996
20	-	-	34.0	2,412,561	34.0	2,412,561
21	-	-	27.0	2,162,313	27.0	2,162,313
22	-	-	26.0	2,213,648	26.0	2,213,648
23	-	-	17.0	1,719,277	17.0	1,719,277
24	-	-	27.0	2,796,872	27.0	2,796,872
PS1	-	-	-	-	4.0	214,182
PS3	-	-	-	-	2.0	150,409
	-	-	10.0	945,232	10.0	945,232
IT1	-	-	6.0	587,159	6.0	587,159
IT2	-	-	4.0	477,751	4.0	477,751
Total Salaries and Positions	-	-	197.0	\$15,831,468	226.0	\$16,984,510
Operating Funds Total	-	-	197.0	\$15,831,468	226.0	\$16,984,510

	Program Description	2021		2022	
		FTE Pos.	Adopted	FTE Pos.	Appropriation
10155-Administration	Supervises departmental operations and manages administrative functions.	-	-	-	39,830,242
39001-JAC Violence Prevention Grants	Services and related initiatives focused on addressing community and individual violence and its impact, particularly as experienced by people involved with the criminal justice system.	-	-	-	7,085,000
39002-JAC Recidivism Reduction Grants	Services and related initiatives focused on supporting the successful behavior change and well-being of individuals involved in the criminal justice system who are living in the community, but whose continued liberty remains in jeopardy based upon the nature of their system involvement.	-	-	-	600,000
39003-JAC Restorative Justice Grants	Services and related initiatives focused on providing individuals and communities alternatives to justice system involvement to address harm and trauma through restorative justice principles and practices.	-	-	-	240,000
39004-JAC Returning Residents Grants	Services and related initiatives focused on identifying and meeting basic safety and wellness needs for individuals involved with the criminal justice system who are returning to community from secure facilities or other institutional settings.	-	-	-	4,000,000
39005-JAC Emerging Adults Grants	Services and related initiatives focused on holistic, developmentally appropriate supports in areas of education and employment as well as behavioral and physical health for individuals involved in the criminal justice system ages 16 to 26.	-	-	-	1,000,000
Total		0.0	0	0.0	52,755,242

Total Entity

SUMMARY OF APPROPRIATIONS

Department and Title	2021 Approved & Adopted	Department Request	President's Recommendation	Difference
11287-Equity Fund SPF				
1027-Office of Economic Development	-	19,894,066	19,894,066	19,894,066
1205-Justice Advisory Council	-	32,861,176	32,861,176	32,861,176
11287-Equity Fund SPF Total	-	\$52,755,242	\$52,755,242	\$52,755,242
Total Appropriations	\$0	\$52,755,242	\$52,755,242	\$52,755,242

DISTRIBUTION BY APPROPRIATION CLASSIFICATION

Account	2021 Approved & Adopted	Department Request	President's Recommendation	Difference
Contractual Service				
521300-Special or Coop Programs	-	52,755,242	52,755,242	52,755,242
Contractual Service Total	-	52,755,242	52,755,242	52,755,242
Operating Funds Total	0	52,755,242	52,755,242	52,755,242



Toni Preckwinkle

President, Cook County Board of Commissioners

John P. Daley

Chairman, Committee on Finance

Ammar M. Rizki

Chief Financial Officer

Annette C.M. Guzman

Budget Director



Brandon Johnson

1st District Commissioner

Dennis Deer

2nd District Commissioner

Bill Lowry

3rd District Commissioner

Stanley Moore

4th District Commissioner

Deborah Sims

5th District Commissioner

Donna Miller

6th District Commissioner

Alma E. Anaya

7th District Commissioner

Luis Arroyo Jr.

8th District Commissioner

Peter N. Silvestri

9th District Commissioner

Bridget Gainer

10th District Commissioner

John P. Daley

11th District Commissioner

Bridget Degnen

12th District Commissioner

Larry Suffredin

13th District Commissioner

Scott R. Britton

14th District Commissioner

Kevin B. Morrison

15th District Commissioner

Frank J. Aguilar

16th District Commissioner

Sean M. Morrison

17th District Commissioner

2022 | Cook County
**Executive Budget
Recommendation**

www.cookcountyil.gov/Budget